

Industrial supplies for watchmaking

Schurch Asco SA

all around the world



Schurch Asco SA

Av. du Premier Mars 33
CP 3052
CH-2001 Neuchâtel
SUISSE



Tel: +41 32 724 34 34

Fax: +41 32 724 34 36



info@schurch-asco.com

www.schurch-asco.com

1 TAPS AND SCREW-PLATES




2 CUTTING TOOLS



3 MACHINES



4 BELT



5 GRINDING-WHEELS



9 LOUPES



7 POLISHING PRODUCT



8 HOROLOGY TOOLS



6 ABRASIVES



10 VARIOUS



Table of Contents

TABLE OF CONTENTS	1	Foret hélicoïdal en HSSA1211 / A1211TIN.....	109
ALPHABETICAL INDEX	3	Foret hélicoïdal en HSS-E, longA1547.....	119
1. TAPS AND SCREW-PLATES	6	Foret pour perçage profond en HSS, extra-long A1622.....	122
ASCO machine Tap.....	6	Foret pour perçage profond eHSS, extra-long A1722.....	126
ASCO ebauche Tap.....	15	Foret pour perçage profond en HSS, extra-long A1822.....	127
ASCO Tap for HAUSER 570.....	16	Foret à pointer NC en carbure monobloc 90 °A1174.....	128
Push away Tap ROLL-STAR.....	17	Foret à pointer NC en HSS 90 °A1115.....	128
Push away Tap ROLL - WC/C.....	19	Foret à pointer NC en carbure monobloc HSS 120 °A1174C.....	129
Push away Tap FORMER.....	20	Foret à pointer NC en HSS 120 °A1114.....	130
Push away Tap FORMER WC/C.....	21	Foret à centrer en carbure monobloc K1161XPL / K1161.....	130
Push away Tap HI-ROLL.....	22	Foret à centrer en HSSK1111 / K1111TIN.....	131
Machine micro-Tap.....	23	Jeu de tarauds à main en HSS.....	132
Whirling Milling-Cutter Partial profile.....	24	Filière en HSS.....	132
Plug-Gauge NT / RT.....	25	3. MACHINES	133
Roll Screw-plate not adjustable.....	27	TAPPING MACHINE T4 M.....	133
Roll adjustable Screw-plate.....	28	MANUAL ELECTRO-SPINDLE V5M.....	134
Adjustable Die-holder.....	28	Plier ESX-9.....	134
Non adjustable Die-holder.....	29	Plier ER 8 mm for Tapping-Machine.....	135
Cones for Die-holder.....	29	Compensation Plier ET1.....	135
Screw-plate ASCO.....	30	Gripping hub.....	136
Screw-plate ASCO HSS.....	30	4. BELTS	138
Gauge support N° 1.....	31	Articulated Belt.....	138
Threaded Ring-Gauge ASCO HSS.....	31	Elastic round endless string Belt.....	142
2. CUTTING TOOLS	32	Rigid round endless string Belt.....	144
Horology Drill.....	32	Optibelt Super X-POWER M=S / XP narrow section V-belts.....	146
ASCO Drill.....	40	Optibelt RED-POWER SP narrow section V-belts.....	146
ASCO Drill short type.....	41	VB classic section belts.....	146
Centring Bit.....	41	SP type V-belts.....	146
ASCO Drill.....	42	RED-POWER SPZ.....	146
Solid Carbide Micro Drills.....	44	SUPER X-POWER M=S XPZ.....	146
with internal lubrication.....	44	CLASSIC VB Z / 10.....	146
ASCO Drill 1145-HH R.....	45	Type XP V-belts.....	147
Machine Reamer.....	46	VB type V-belts.....	147
Milling-cutter ASCO.....	48	Hooking spray.....	148
HM 7625 angle milling cutter.....	50	Flat Belt.....	149
Internal angles.....	50	Flat endless Belt.....	150
HM 7025 engraving cutter.....	50	Assembling Plier.....	156
Helical 60° Completed Execution.....	50	Vulcanization Plier.....	156
Chamfer cutter HM 7623.....	50	Cutting Plier.....	156
At 90° for general machining.....	50	5. GRINDING-WHEELS	157
Flat engraving milling-cutter HM 7017.....	51	Trainer ASCO.....	157
1/2 Execution Completed.....	51	Grinding-wheel for chamfering.....	157
For bottom plate, case, dial and back cover.....	51	Diamond resinoid Lapper.....	157
Flat / Radius and engraving Milling-Cutter HM 7007 3/4 Execution Completed.....	52	Diamond Grinding-wheel.....	158
Machine Hacksaws.....	53	Borazon Grinding-wheel.....	159
ASCO Bar.....	54	Grinding-wheel BAY-STATE.....	160
Outils de perçage en HSS.....	61	6. ABRASIVES	162
Foret hélicoïdal en carbure monobloc DC150 Perform.....	62	Stones INDIA.....	162
Foret en carbure monobloc avec lubrification centrale de refroidissement DC150.....	66	Stones ARKANSAS.....	165
Taraud pour machines HSS-ETC216 PERFORM.....	82	Stones DEGUSSIT®.....	166
Taraud pour machines HSS-ETC115 PERFORM.....	84	Set of DEGUSSIT® Stones.....	168
Fraise à dresser / rainurer en carbure monobloc MC232 Perform.....	85	Pivoting grinding-wheel DEGUSSIT®.....	170
Outils de perçage en HSS.....	86		
Foret hélicoïdal HSS-E extra-courtA1149XPL.....	87		
Foret hélicoïdal HSS-E extra-courtA1148.....	92		
Micro-forets en HSS-EA3143.....	98		
Foret pour perçage profond en HSS-EA1249XPL.....	100		
Foret hélicoïdal en HSS-EA1244.....	104		

Finishing grinding-wheels DEGUSSIT®	171	Removable magnifying Loupe ARY	215
Polishing stick	171	Additional magnifying	215
Lapping Paste and Powder.....	172	Loupe ARY	215
Buff	173	Headband magnifying Loupe	216
Bufs WHITE SKIN.....	173	Pocket magnifying Loupe 10 x	216
Cloth Roll.....	174	Pocket magnifying Loupe 15 x	216
Cloth Sheet.....	174	Electronic loupe.....	217
Paper Sheet	174	Magnifying Glasses	217
Self-adhesive Sheet SIMTEC	175	Short arm LED lamp	218
5910 ILF, 230 x 280.....	175	Long arm LED lamp.....	218
5930 MICROTEC, 230 x 280	175	Lamp	219
7. POLISHING PRODUCTS	176	LED magnifying lamp.....	220
Polishing powder	176	Additional lenses.....	220
Polishing liquids	176	Rocia Focus Articulating Arm Lamp.....	220
Carriers without abrasifs.....	177	LED Lamp	221
Abrasive pastes.....	178	Lamp base	221
Carriers with abrasives.....	179	ASCO Binocular Microscope.....	222
CERAMIC ball.....	180	ASCO Trinocular Microscope	223
COPPER ball & BRONZE ball.....	181	Microscope binocular ASCO	223
COPPER ball	181	CAMERA M-A UDPC5.....	224
BRONZE ball.....	181	WI-FI CAMERA	224
Abrasive Powder	182	ASCO Adapter for Camera	224
Ceramic abrasives	184	Spare Lighting.....	224
Buffing paste	185	ASCO Gliding Stage	225
Polishing paste.....	186	ASCO Optical fiber Illuminator.....	225
Polishing Felt.....	187	ASCO White LED Ring Illuminator.....	226
Polishing Cloth.....	187	Small Flexible Rule ASCO	227
Shellac Glue	188	10. VARIOUS	227
Spray Glue 3M.....	188	Small Flexible Rule ASCO	227
Carding Comb.....	188	Micrometer	228
8. HORLOGY TOOLS	189	Base for Micrometer	228
Tweezers DUMONT	189	Marking-Gauge.....	228
Tweezers ASCO.....	190	Asco 3D comparator	229
Tweezers MSA	195	Precision Comparator	229
Tweezers Regine.....	195	Precision Comparator	229
Cleaning Paste	196	Chuck with two Pliers	230
Cutting Plier	196	EO2100 Trimmer Set	231
Fingerstall ASCO-DIGITAL	198	SP1007 Trimmer Set.....	231
Fingerstall DIGITAL	200	YT 2000 deburrer set.....	231
Micro fiber pads.....	201	Box of 100 Punches	232
Polyurethane foam pads.....	201	Number and Letter Punch	233
Fingerstall NAPPA.....	202	Tapping Oil	233
Fingerstall Supplier.....	202	Tapping Liquid	234
Liquid Gloves	202	Oil Applicator	234
Gloves ASCO.....	203	Jigger	235
Gloves ASCO Best	203	Oil-can	235
Napkin ASCO	204	Grease.....	235
WIPER CLEAN-ROOM	205	GEIGER CONTAINER.....	236
NAPKIN CHAMOI.....	205	Round	236
ASCO Screwdriver.....	206	Stainless steel sives for GEIGER container.....	236
Jewellery Saw.....	208	RIMANN INOX CONTAINER	236
9. LOUPES	209	Stainless steel sieve for	236
Magnifying Loupe ASCO	209	RIMANN CONTAINER	236
Measuring magnifying Loupe.....	212	Rectangular	236
Centering magnifying Loupe ASCO.....	212	Horology vice ASCO mini	237
Magnifying Loupe-holder	212	Horology vice ASCO.....	237
Additional magnifying glass for type H, HC and		Pegwood - hornbeam	237
Alu magnifiers	213	Pegwood - Charcoal.....	237
Magnifying Loupe ASCO for Engraver	213	Pegwood - hornbeam	237
Ø 40mm	213	Natural Elder	238
Microscope Pen	214	Brushes	238
Clip magnifying Loupe	214	Dusting Brush	239
Clip-Loupe ASCO.....	214	Pipe.....	240
Wooden magnifying Loupe	215	Core.....	240
		Lacquer	241
		Workbench and chair	242
		REFERENCE INDEX	243

Alphabetical Index

1/2 Execution Completed.....	51	Cutting Plier.....	156
1600 SIANOR B.....	173	Cutting Plier	196
2915 Siarol	174	DERM'A GANTS	202
5902 230 x 280 SIMTEC	175	Diamantine	176
5910 ILF, 230 x 280.....	175	Diamond Grinding-wheel	158
5930 MICROTEC, 230 x 280.....	175	Diamond resinoid Lapper.....	157
5962 230 x 280 MICROTEC.....	175	Dixlink.....	156
Abrasive pastes.....	178	Dusting Brush	239
Abrasive Powder	182	Elastic round endless string Belt	142
Additional lenses.....	220	Electronic loupe	217
Additional magnifying	215	EO2100 Trimmer Set	231
Additional magnifying glass	213	Escargot or.....	208
Additive CADN	241	Fearless	53
Adjustable Die-holder	28	Filière en HSS	132
Articulated Belt	138	Fingerstall ASCO-DIGITAL.....	198
Asco-Cordex	142	Fingerstall DIGITAL	200
Asco-Star	144	Fingerstall NAPPA	202
Asco-Vis	149	Fingerstall Supplier	202
Asco 3D comparator	229	Finishing grinding-wheels DEGUSSIT®	171
ASCO Adapter for Camera	224	Flat / Radius and engraving Milling-Cutter	
ASCO Bar.....	54	HM 7007 3/4 Execution Completed.....	52
ASCO Binocular Microscope.....	222	Flat Belt	149
ASCO Drill	40	Flat endless Belt.....	150
ASCO Drill 1145-HH R.....	45	Flat engraving milling-cutter HM 7017	51
ASCO Drill short type.....	41	For bottom plate, case, dial and back cover.....	51
ASCO ebauche Tap	15	Foret à centrer en carbure monoblocK1161XPL / K1161.....	130
ASCO Gliding Stage	225	Foret à centrer en HSSK1111 / K1111TIN.....	131
ASCO Imperial	232	Foret à pointer NC en carbure monobloc 90 °A1174	128
ASCO machine Tap	6	Foret à pointer NC en carbure monobloc HSS 120 °A1174C	129
ASCO Optical fiber Illuminator.....	225	Foret à pointer NC en HSS 120 °A1114	130
ASCO Screwdriver.....	206	Foret à pointer NC en HSS 90 °A1115	128
ASCO Tap for HAUSER 570.....	16	Foret en carbure monobloc avec lubrification	
ASCO Trinocular Microscope	223	centrale de refroidissement DC150	66
ASCO White LED Ring Illuminator	226	Foret hélicoïdal en carbure monobloc DC150 Perform.....	62
Assembling Plier	156	Foret hélicoïdal en HSS-E, longA1547	119
At 90° for general machining	50	Foret hélicoïdal en HSS-EA1244	104
BARDAHL	148	Foret hélicoïdal en HSSA1211 / A1211TIN	109
Base for Micrometer.....	228	Foret hélicoïdal HSS-E extra-courtA1148	92
Bell-shaped.....	160	Foret hélicoïdal HSS-E extra-courtA1149XPL	87
Bikorit	182	Foret pour perçage profond eHSS, extra-long A1722	126
Borazon Grinding-wheel.....	159	Foret pour perçage profond en	127
Box of 100 Punches	232	Foret pour perçage profond en HSS, extra-long A1622	122
Brass workpiece holder for vice.....	183	Foret pour perçage profond en HSS-EA1249XPL.....	100
BRONZE ball.....	181	For sawing	160
Brown Corindon	182	for type H, HC and Alu magnifiers.....	213
Brushes	238	Fraisa, Carbide.....	26
Buff	173	Fraise à dresser / rainurer en carbure monobloc	
Buffing paste	185	MC232 Perform.....	85
Bufs WHITE SKIN.....	173	GALILEI 2.25	217
Bushel-shaped.....	160	galvex 20.31	242
CAMERA M-A UDPC5	224	galvex tm	242
Carborundum	182	Gauge support N° 1	31
Carding Comb.....	188	GEIGER CONTAINER	236
Carriers with abrasives	179	Gloves ASCO	203
Carriers without abrasifs.....	177	Gloves ASCO Best	203
Centering magnifying Loupe ASCO	212	Grease.....	235
Centring Bit	41	Grinding-wheel <i>BAY-STATE</i>	160
Ceramic abrasives	184	Grinding-wheel for chamfering	157
CERAMIC ball.....	180	Gripping hub	136
Chamfer cutter HM 7623.....	50	Headband magnifying Loupe	216
Chuck with two Pliers.....	230	Helical 60° Completed Execution	50
CLASSIC VB Z / 10.....	146	Hevaloid	153
Cleaning Paste	196	Highgloss	185
Clear-Go Supreme.....	149	HM 7025 engraving cutter.....	50
Clip-Loupe ASCO	214	HM 7625 angle milling cutter	50
Clip magnifying Loupe	214	Hooking spray	148
Cloth Roll.....	174	Horology Drill	32
Cloth Sheet	174	Horology vice ASCO.....	237
Compac Jet	229	Horology vice ASCO mini	237
Compensation Plier ET1	135	HSS, extra-long A1822	127
Cones for Die-holder.....	29	Internal angles.....	50
COPPER ball	181	Jeu de tarauds à main en HSS.....	132
COPPER ball & BRONZE ball	181	Jewellery Saw	208
Core.....	240	Jigger	235

Lacquer	241	Push away Tap FORMER WC/C	21
Lamp	219	Push away Tap HI-ROLL	22
Lamp base.....	221	Push away Tap ROLL-STAR.....	17
Lapping Paste and Powder.....	172	Push away Tap ROLL - WC/C	19
Learock.....	186	Quick-Go Polyuretane	141
Leather	157	Rectangular.....	236
LED Lamp	221	RED-POWER SPZ.....	146
LED magnifying lamp.....	220	Red stuff BS	185
Linstrom	196	Removable magnifying Loupe ARY	215
Liquid Gloves	202	Rigid round endless string Belt.....	144
Loctite 8030	234	RIMANN CONTAINER.....	236
Long arm LED lamp	218	RIMANN INOX CONTAINER.....	236
Loupe ARY	215	Rocia Focus Articulating Arm Lamp.....	220
Machine Hacksaws	53	Roll adjustable Screw-plate	28
Machine micro-Tap	23	Roll Screw-plate not adjustable	27
Machine Reamer	46	Round.....	236
Magnifying Glasses	217	Screw-plate ASCO.....	30
Magnifying Loupe-holder	212	Screw-plate ASCO HSS	30
Magnifying Loupe ASCO	209	Seat-shaped.....	160
Magnifying Loupe ASCO for Engraver	213	Self-adhesive Sheet SIMTEC	175
MANUAL ELECTRO-SPINDLE V5M	134	SEMI-AUTOMATIC.....	133
Marking-Gauge	228	Set of DEGUSSIT® Stones.....	168
Measuring magnifying Loupe	212	Shellac Glue	188
MENDA Pump.....	235	Short arm LED lamp	218
Menzerna	186	Small Flexible Rule ASCO	227
Micro-forets en HSS-EA3143	98	Small Flexible Rule ASCO	227
Micro fiber pads	201	Softened granulum sawdust	177
Microfibre	204	Solid Carbide Micro Drills	44
Micrometer	228	SP1007 Trimmer Set.....	231
Microscope binocular ASCO	223	Spare Lighting	224
Microscope Pen	214	Spray Glue 3M	188
Milling-cutter ASCO	48	SP type V-belts	146
Napkin ASCO	204	Stainless steel sieve for	236
NAPKIN CHAMOUI	205	Stainless steel sives for GEIGER container	236
Natural Elder	238	Starrett	53
Neoval	233	Stones ARKANSAS	165
Neutralène 2005	241	Stones DEGUSSIT®	166
Nitrile	203	Stones INDIA	162
Noga.....	231	Super-T-Link.....	140
Non adjustable Die-holder.....	29	SUPER DIAMOND.....	172
Nu-T-Link.....	140	SUPER X-POWER M=S XPZ.....	146
Number and Letter Punch.....	233	Surcolak	241
Ø 40mm.....	213	Tapping Liquid	234
Oil-can.....	235	TAPPING MACHINE T4 M.....	133
Oil Applicator.....	234	Tapping Oil.....	233
Optibelt RED-POWER SP narrow section V-belts.....	146	Taraud pour machines HSS-ETC115 PERFORM	82
Optibelt Super X-POWER M=S / XP narrow section V-belts.....	146	Taraud pour machines HSS-ETC216 PERFORM	84
OPTIVISOR.....	216	Tesa-Cal.....	228
Outils de perçage en HSS	61	Threaded Ring-Gauge ASCO HSS	31
Outils de perçage en HSS	86	Trainer ASCO	157
Paper Sheet	174	Trantorque.....	136
Pegwood - Charcoal	237	Tripod brass polishing viceWITH brass part holderWith	
Pegwood - hornbeam	237	two height-adjustable screws	183
Pegwood - hornbeam	237	Tweezers ASCO.....	190
Pewter PlaqueWITH wooden box.....	183	Tweezers DUMONT	189
Pierre Lambert	228	Tweezers MSA	195
Pipe	240	Tweezers Regine	195
Pivoting grinding-wheel DEGUSSIT®	170	Type XP V-belts	147
Plier ER 8 mm for Tapping-Machine.....	135	V-Link maxi red	139
Plier ESX-9.....	134	VB classic section belts	146
Plug-Gauge NT / RT	25	VB type V-belts	147
Pocket magnifying Loupe 10 x	216	Vulcanization Plier	156
Pocket magnifying Loupe 15 x	216	Vulcoplast.....	156
Polishing Cloth	187	Waldmann	218
Polishing Felt.....	187	Waldmann	218
Polishing liquids	176	Waldmann	219
Polishing paste.....	186	Whirling Milling-Cutter Partial profile	24
Polishing powder	176	WI-FI CAMERA.....	224
Polishing stick	171	WIPER CLEAN-ROOM	205
Polycord	148	with BIP closing.....	235
Polyurethane foam pads.....	201	with internal lubrication	44
Powerband.....	150	Wood	157
PowerTwist with removable links	138	Wooden magnifying Loupe	215
Precision Comparator	229	Workbench and chair	242
Precision Comparator	229	XL2.....	217
Push away Tap FORMER	20	YT 2000 deburrer set.....	231
		ZEISS.....	216

PLACEMENT OF YOUR ORDERS

PRICES are just an indication and do not include (if not contrarily mentioned) VAT, carriage, and packaging. The augmentation or the reduction mentioned are intended for the ordered quantity in one single order. If not contrarily mentioned, prices are meant apiece or by meter for the belts, the pipes and the ropes.

EXPEDITION is done from our office in Neuchâtel. All the articles that have a reference number are, generally, in stock. A longer period is to be expected for other articles. Orders placed by phone or by fax until 15h00 are dispatched the same day if the articles are in stock. We invite you to indicate the reference number (Ref).

INCOTERMS: EXW

ARTICLES on sale are not all in this catalogue. You can get more informations by calling one of our co-workers during the opening hours. All the **dimensions** are indicated in **millimetres**, if not contrarily mentioned.

COMPLAINTS can be addressed to our customers service during the opening hours.

OPENING HOURS: Monday to Thursday, from 07h45 to 11h45 and from 13h30 to 17h30.
Friday, from 07h45 to 11h45 and from 13h30 to 17h00.

CONDITIONS OF SALE: they are mentioned after the article, group of articles or on the bottom of the page.

STANDARDIZATION OF THE TAPS:

Production

For the orders of taps, only the S standard is applied under 1.00 mm. For superior dimensions, S or M variants are available (see the below table). In any case, we advise the S standard for the assembling precision with the 5h3 screws.

NIHS standard taps: S 0.30 to S 1.50 and M 1.00 to M 6.00

Pairing: in order to reduce the play, taps can be ordered by 0.01 (see the below table).

Example: S 1.00 -0.01, S 1.00 -0.02, S 1.00 -0.03, S 1.00 +1.00

Control

For good controls, the gauges must be ordered according to the taps.

Standard mini and maxi gauge S 0.30 to S 1.50 and M 1.00

The gauges and the taps over- and under-dimensioned need a longer delivering time.

3G, 4H: tolerance

FL D₂: thread flank dimension

FI D₂ -0.0X: thread flank tolerance minus the under or over-dimension.

3G	FL D ₂	FL D ₂ -0.01	FL D ₂ -0.02	FL D ₂ -0.03	FL D ₂ +0.01	4H	FL D ₂	FL D ₂ -0.01	FL D ₂ -0.02	FL D ₂ -0.03	FL D ₂ +0.01
0.30	0.264	0.254	0.244	0.234	0.274	1.00	0.868	0.858	0.848	0.838	0.878
0.35	0.309	0.299	0.289	0.279	0.319	1.10	0.968	0.958	0.948	0.938	0.978
0.40	0.353	0.343	0.333	0.323	0.363	1.20	1.068	1.058	1.048	1.038	1.078
0.50	0.440	0.430	0.420	0.410	0.450	1.30	1.141	1.131	1.121	1.111	1.151
0.60	0.525	0.515	0.505	0.495	0.535	1.40	1.241	1.231	1.221	1.211	1.251
0.70	0.612	0.602	0.592	0.582	0.622	1.50	1.341	1.331	1.321	1.311	1.351
0.80	0.698	0.688	0.678	0.668	0.708	1.60	1.416	1.406	1.396	1.386	1.426
0.90	0.784	0.774	0.764	0.754	0.794	1.70	1.516	1.506	1.496	1.486	1.526
1.00	0.872	0.862	0.852	0.842	0.882	1.80	1.616	1.606	1.596	1.586	1.626
1.10	0.972	0.962	0.952	0.942	0.982	2.00	1.785	1.775	1.765	1.755	1.795
1.20	1.072	1.062	1.052	1.042	1.082	2.20	1.956	1.946	1.936	1.926	1.966
1.30	1.142	1.132	1.122	1.112	1.152	2.30	2.085	2.075	2.065	2.055	2.095
1.40	1.242	1.232	1.222	1.212	1.252	2.40	2.156	2.146	2.136	2.126	2.166
1.50	1.342	1.332	1.322	1.312	1.352	2.50	2.256	2.246	2.236	2.226	2.266
						2.60	2.356	2.346	2.336	2.326	2.366
						3.00	2.725	2.715	2.705	2.695	2.735
						3.50	3.166	3.156	3.146	3.136	3.176
						4.00	3.604	3.594	3.584	3.574	3.614
						4.50	4.072	4.062	4.052	4.042	4.082
						5.00	4.543	4.533	4.523	4.513	4.553



Schurch Asco SA



Partenaire et Savoir-faire

AV. DU 1ER MARS 33, CP 3052
CH-2001 NEUCHÂTEL
SWITZERLAND


PHONE : +41 32 724 3434

FAX : +41 32 724 3436

EMAIL : INFO@SCHURCH-ASCO.COM

WEB : WWW.SCHURCH-ASCO.COM

1. TAPS AND SCREW-PLATES



ASCO machine Tap

for horology and equipment

high-speed steel


SPIROLEX 10 / 3G NIHS

For brass, traversing holes, with 2 helicoidal grooves. Helix at left, perfectly countersinking the chips towards the front. E.g.: for the horological plates. For execution with long shaft for Hauser 570 and Emissa head see page 6.

REF.	Ø NOMINAL	PITCH	Ø SHAFT	L TOTAL	L USEFUL	Ø EXTERNAL	Ø DRILLING		PRICE
							STEEL	BRASS	
01020	S 0.30	0.080	1.00	22	2.0	0.32	0.24	0.24	17.20
01021	S 0.35	0.090	1.00	22	2.0	0.37	0.28	0.28	17.20
01022	S 0.40	0.100	1.00	22	2.5	0.42	0.33	0.32	14.30
01023	S 0.50	0.125	1.00	22	3.0	0.52	0.43	0.40	14.30
01024	S 0.60	0.150	1.00	22	3.5	0.63	0.51	0.49	11.50
01025	S 0.70	0.175	1.50	25	4.5	0.73	0.59	0.57	7.50
01026	S 0.80	0.200	1.50	25	5.0	0.83	0.67	0.65	7.50
01027	S 0.90	0.225	1.50	25	5.5	0.93	0.75	0.73	7.50
01028	S 1.00	0.250	1.50	25	6.0	1.04	0.83	0.81	7.50
01029	S 1.10	0.250	1.50	25	7.0	1.14	0.93	0.91	7.50
01030	S 1.20	0.250	1.50	25	7.0	1.24	1.03	1.01	7.50
01031	S 1.30	0.300	1.50	25	8.0	1.34	1.09	1.07	7.50
01032	S 1.40	0.300	2.00	30	8.5	1.44	1.19	1.17	7.90
01033	S 1.50	0.300	2.00	30	10	1.54	1.29	1.27	7.90
01034	M 1.60	0.350	2.00	30	10	1.64	1.32	1.30	7.90
01035	M 1.70	0.350	2.00	30	10	1.74	1.42	1.40	7.90
01036	M 1.80	0.350	2.00	30	10	1.84	1.52	1.50	7.90
01037	M 2.00	0.400	3.00	35	13	2.07	1.68	1.65	8.60
01038	M 2.20	0.450	3.00	35	13	2.27	1.84	1.80	8.60
01039	M 2.30	0.400	3.00	35	13	2.37	1.98	1.95	8.60
01040	M 2.40	0.450	3.00	40	15	2.47	2.04	2.00	8.60
01041	M 2.50	0.450	3.00	40	15	2.57	2.14	2.10	8.60
01042	M 2.60	0.450	3.00	40	15	2.67	2.24	2.20	8.60
01043	M 3.00	0.500	4.00	40	16	3.09	2.60	2.50	10.00
01044	M 3.50	0.600	4.00	40	17	3.59	3.01	2.90	10.00
01045	M 4.00	0.700	5.00	50	20	4.10	3.42	3.30	11.50
01046	M 4.50	0.750	5.00	50	20	4.60	3.87	3.75	11.50
01047	M 5.00	0.800	6.00	55	25	5.10	4.35	4.20	12.90
01049	M 6.00	1.000	6.00	55	25	6.12	5.15	5.00	12.90

Conditions of sale: Discount or increase vary depending on the quantity and the diameter of identical shafts of the ordered articles

	1.00 - 2.00	3.00	4.00	5.00 - 6.00	condition (%)
Quantity (pieces)	1 - 19	1 - 9	1 - 4	1	+ 30
	20 - 99	10 - 49	5 - 24	2 - 9	net
	100 - 199	50 - 99	25 - 49	10 - 19	- 20
	200 and more	100 and more	50 and more	20 and more	- 30



ASCO machine Tap

for horology and equipment

high-speed steel

SPIROLEX 20 / 3G NIHS

For thin steel, traversing holes, with 2 helicoidal grooves. Helix at left, perfectly countersinking the chips towards the front. E.g.: for pull-out pieces, top balance-endpieces, steel plates, etc.



REF.	Ø NOMINAL	PITCH	Ø SHAFT	L TOTAL	L USEFUL	Ø EXTERNAL	Ø DRILLING		PRICE
							STEEL	BRASS	
01080	S 0.30	0.080	1.00	22	2.0	0.32	0.24	0.24	17.20
01081	S 0.35	0.090	1.00	22	2.0	0.37	0.28	0.28	17.20
01082	S 0.40	0.100	1.00	22	2.5	0.42	0.33	0.32	14.30
01083	S 0.50	0.125	1.00	22	3.0	0.52	0.43	0.40	14.30
01084	S 0.60	0.150	1.00	22	3.5	0.63	0.51	0.49	11.50
01085	S 0.70	0.175	1.50	25	4.5	0.73	0.59	0.57	7.50
01086	S 0.80	0.200	1.50	25	5.0	0.83	0.67	0.65	7.50
01087	S 0.90	0.225	1.50	25	5.5	0.93	0.75	0.73	7.50
01088	S 1.00	0.250	1.50	25	6.0	1.04	0.83	0.81	7.50
01089	S 1.10	0.250	1.50	25	7.0	1.14	0.93	0.91	7.50
01090	S 1.20	0.250	1.50	25	7.0	1.24	1.03	1.01	7.50
01091	S 1.30	0.300	1.50	25	8.0	1.34	1.09	1.07	7.50
01092	S 1.40	0.300	2.00	30	8.5	1.44	1.19	1.17	7.90
01093	S 1.50	0.300	2.00	30	10	1.54	1.29	1.27	7.90
01094	M 1.60	0.350	2.00	30	10	1.64	1.32	1.30	7.90
01095	M 1.70	0.350	2.00	30	10	1.74	1.42	1.40	7.90
01096	M 1.80	0.350	2.00	30	10	1.84	1.52	1.50	7.90
01097	M 2.00	0.400	3.00	35	13	2.07	1.68	1.65	8.60
01098	M 2.20	0.450	3.00	35	13	2.27	1.84	1.80	8.60
01099	M 2.30	0.400	3.00	35	13	2.37	1.98	1.95	8.60
01100	M 2.40	0.450	3.00	40	15	2.47	2.04	2.00	8.60
01101	M 2.50	0.450	3.00	40	15	2.57	2.14	2.10	8.60
01102	M 2.60	0.450	3.00	40	15	2.67	2.24	2.20	8.60
01103	M 3.00	0.500	4.00	40	16	3.09	2.60	2.50	10.00
01104	M 3.50	0.600	4.00	40	17	3.59	3.01	2.90	10.00
01105	M 4.00	0.700	5.00	50	20	4.10	3.42	3.30	11.50
01106	M 4.50	0.750	5.00	50	20	4.60	3.87	3.75	11.50
01107	M 5.00	0.800	6.00	55	25	5.10	4.35	4.20	12.90
01109	M 6.00	1.000	6.00	55	25	6.12	5.15	5.00	12.90

Conditions of sale: Discount or increase vary depending on the quantity and the shaft diameter of identical item per order.

Quantity (pieces)	1.00 - 2.00	3.00	4.00	5.00 - 6.00	condition (%)
		1 - 19	1 - 9	1 - 4	1
	20 - 99	10 - 49	5 - 24	2 - 9	net
	100 - 199	50 - 99	25 - 49	10 - 19	- 20
	200 and more	100 and more	50 and more	20 and more	- 30



Schurch Asco SA



Partenaire et Savoir-faire


AV. DU 1ER MARS 33, CP 3052
CH-2001 NEUCHÂTEL
SWITZERLAND

PHONE : +41 32 724 3434

FAX : +41 32 724 3436

EMAIL : INFO@SCHURCH-ASCO.COM

WEB : WWW.SCHURCH-ASCO.COM



*ASCO machine Tap
for horology and equipment
high-speed steel*


SPIROLEX 30 / 3G NIHS

For brass blind holes, with 2 helicoidal grooves. Helix at right, perfectly countersinking the chips towards the back. For automatic lathe and tapping-machine. For execution with long shaft for Hauser 570 and Emissa head, see page 8.

REF.	Ø NOMINAL	PITCH	Ø SHAFT	L TOTAL	L USEFUL	Ø EXTERNAL	Ø DRILLING		PRICE
							STEEL	BRASS	
01140	S 0.30	0.080	1.00	22	2.0	0.32	0.24	0.24	17.20
01141	S 0.35	0.090	1.00	22	2.0	0.37	0.28	0.28	17.20
01142	S 0.40	0.100	1.00	22	2.5	0.42	0.33	0.32	14.30
01143	S 0.50	0.125	1.00	22	3.0	0.52	0.43	0.40	14.30
01144	S 0.60	0.150	1.00	22	3.5	0.63	0.51	0.49	11.50
01145	S 0.70	0.175	1.50	25	4.5	0.73	0.59	0.57	7.50
01146	S 0.80	0.200	1.50	25	5.0	0.83	0.67	0.65	7.50
01147	S 0.90	0.225	1.50	25	5.5	0.93	0.75	0.73	7.50
01148	S 1.00	0.250	1.50	25	6.0	1.04	0.83	0.81	7.50
01149	S 1.10	0.250	1.50	25	7.0	1.14	0.93	0.91	7.50
01150	S 1.20	0.250	1.50	25	7.0	1.24	1.03	1.01	7.50
01151	S 1.30	0.300	1.50	25	8.0	1.34	1.09	1.07	7.50
01152	S 1.40	0.300	2.00	30	8.5	1.44	1.19	1.17	7.90
01153	S 1.50	0.300	2.00	30	10	1.54	1.29	1.27	7.90
01154	M 1.60	0.350	2.00	30	10	1.64	1.32	1.30	7.90
01155	M 1.70	0.350	2.00	30	10	1.74	1.42	1.40	7.90
01156	M 1.80	0.350	2.00	30	10	1.84	1.52	1.50	7.90
01157	M 2.00	0.400	3.00	35	13	2.07	1.68	1.65	8.60
01158	M 2.20	0.450	3.00	35	13	2.27	1.84	1.80	8.60
01159	M 2.30	0.400	3.00	35	13	2.37	1.98	1.95	8.60
01160	M 2.40	0.450	3.00	40	15	2.47	2.04	2.00	8.60
01161	M 2.50	0.450	3.00	40	15	2.57	2.14	2.10	8.60
01162	M 2.60	0.450	3.00	40	15	2.67	2.24	2.20	8.60
01163	M 3.00	0.500	4.00	40	16	3.09	2.60	2.50	10.00
01164	M 3.50	0.600	4.00	40	17	3.59	3.01	2.90	10.00
01165	M 4.00	0.700	5.00	50	20	4.10	3.42	3.30	11.50
01166	M 4.50	0.750	5.00	50	20	4.60	3.87	3.75	11.50
01167	M 5.00	0.800	6.00	55	25	5.10	4.35	4.20	12.90
01169	M 6.00	1.000	6.00	55	25	6.12	5.15	5.00	12.90

Conditions of sale: Discount or increase vary depending on the quantity and the shaft diameter of identical item per order.

	1.00 - 2.00	3.00	4.00	5.00 - 6.00	condition (%)
Quantity (pieces)	1 - 19	1 - 9	1 - 4	1	+ 30
	20 - 99	10 - 49	5 - 24	2 - 9	net
	100 - 199	50 - 99	25 - 49	10 - 19	- 20
	200 and more	100 and more	50 and more	20 and more	- 30




ASCO machine Tap
for horology and equipment
high-speed steel

SPIROLEX 35 / 3G NIHS

For brass, traversing or blind holes with 2 helicoidal grooves.

Identical to n° 30 but without point.



REF.	Ø NOMINAL	PITCH	Ø SHAFT	L TOTAL	L USEFUL	Ø EXTERNAL	Ø DRILLING		PRICE
							STEEL	BRASS	
01500	S 0.30	0.080	1.00	22	2.0	0.32	0.24	0.24	17.50
01501	S 0.35	0.090	1.00	22	2.0	0.37	0.28	0.28	17.50
01502	S 0.40	0.100	1.00	22	2.5	0.42	0.33	0.32	14.60
01503	S 0.50	0.125	1.00	22	3.0	0.52	0.43	0.40	14.60
01504	S 0.60	0.150	1.00	22	3.5	0.63	0.51	0.49	11.80
01505	S 0.70	0.175	1.50	25	4.5	0.73	0.59	0.57	7.80
01506	S 0.80	0.200	1.50	25	5.0	0.83	0.67	0.65	7.80
01507	S 0.90	0.225	1.50	25	5.5	0.93	0.75	0.73	7.80
01508	S 1.00	0.250	1.50	25	6.0	1.04	0.83	0.81	7.80
01509	S 1.10	0.250	1.50	25	7.0	1.14	0.93	0.91	7.80
01510	S 1.20	0.250	1.50	25	7.0	1.24	1.03	1.01	7.80
01511	S 1.30	0.300	1.50	25	8.0	1.34	1.09	1.07	7.80
01512	S 1.40	0.300	2.00	30	8.5	1.44	1.19	1.17	8.20
01513	S 1.50	0.300	2.00	30	10	1.54	1.29	1.27	8.20
01514	M 1.60	0.350	2.00	30	10	1.64	1.32	1.30	8.20
01515	M 1.70	0.350	2.00	30	10	1.74	1.42	1.40	8.20
01516	M 1.80	0.350	2.00	30	10	1.84	1.52	1.50	8.20
01517	M 2.00	0.400	3.00	35	13	2.07	1.68	1.65	8.90
01518	M 2.20	0.450	3.00	35	13	2.27	1.84	1.80	8.90
01519	M 2.30	0.400	3.00	35	13	2.37	1.98	1.95	8.90
01520	M 2.40	0.450	3.00	40	15	2.47	2.04	2.00	8.90
01521	M 2.50	0.450	3.00	40	15	2.57	2.14	2.10	8.90
01522	M 2.60	0.450	3.00	40	15	2.67	2.24	2.20	8.90
01523	M 3.00	0.500	4.00	40	16	3.09	2.60	2.50	10.30
01524	M 3.50	0.600	4.00	40	17	3.59	3.01	2.90	10.30
01525	M 4.00	0.700	5.00	50	20	4.10	3.42	3.30	11.80
01526	M 4.50	0.750	5.00	50	20	4.60	3.87	3.75	11.80
01527	M 5.00	0.800	6.00	55	25	5.10	4.35	4.20	13.20
01529	M 6.00	1.000	6.00	55	25	6.12	5.15	5.00	13.20

Conditions of sale: Discount or increase vary depending on the quantity and the shaft diameter of identical item per order.

	1.00 - 2.00	3.00	4.00	5.00 - 6.00	condition (%)
Quantity (pieces)	1 - 19	1 - 9	1 - 4	1	+ 30
	20 - 99	10 - 49	5 - 24	2 - 9	net
	100 - 199	50 - 99	25 - 49	10 - 19	- 20
	200 and more	100 and more	50 and more	20 and more	- 30



Schurch Asco SA



Partenaire et Savoir-faire

AV. DU 1ER MARS 33, CP 3052
CH-2001 NEUCHÂTEL
SWITZERLAND

PHONE : +41 32 724 3434

FAX : +41 32 724 3436

EMAIL : INFO@SCHURCH-ASCO.COM

WEB : WWW.SCHURCH-ASCO.COM



ASCO machine Tap

for horology and equipment

high-speed steel

SPIROLEX 40 / 3G NIHS


For brass, blind or traversing holes, with 2 straight grooves.

For automatic lathe and tapping-machine.

REF.	Ø NOMINAL	PITCH	Ø SHAFT	L TOTAL	L USEFUL	Ø EXTERNAL	Ø DRILLING		PRICE
							STEEL	BRASS	
01200	S 0.30	0.080	1.00	22	2.0	0.32	0.24	0.24	17.20
01201	S 0.35	0.090	1.00	22	2.0	0.37	0.28	0.28	17.20
01202	S 0.40	0.100	1.00	22	2.5	0.42	0.33	0.32	14.30
01203	S 0.50	0.125	1.00	22	3.0	0.52	0.43	0.40	14.30
01204	S 0.60	0.150	1.00	22	3.5	0.63	0.51	0.49	11.50
01205	S 0.70	0.175	1.50	25	4.5	0.73	0.59	0.57	7.50
01206	S 0.80	0.200	1.50	25	5.0	0.83	0.67	0.65	7.50
01207	S 0.90	0.225	1.50	25	5.5	0.93	0.75	0.73	7.50
01208	S 1.00	0.250	1.50	25	6.0	1.04	0.83	0.81	7.50
01209	S 1.10	0.250	1.50	25	7.0	1.14	0.93	0.91	7.50
01210	S 1.20	0.250	1.50	25	7.0	1.24	1.03	1.01	7.50
01211	S 1.30	0.300	1.50	25	8.0	1.34	1.09	1.07	7.50
01212	S 1.40	0.300	2.00	30	8.5	1.44	1.19	1.17	7.90
01213	S 1.50	0.300	2.00	30	10	1.54	1.29	1.27	7.90
01214	M 1.60	0.350	2.00	30	10	1.64	1.32	1.30	7.90
01215	M 1.70	0.350	2.00	30	10	1.74	1.42	1.40	7.90
01216	M 1.80	0.350	2.00	30	10	1.84	1.52	1.50	7.90
01217	M 2.00	0.400	3.00	35	13	2.07	1.68	1.65	8.60
01218	M 2.20	0.450	3.00	35	13	2.27	1.84	1.80	8.60
01219	M 2.30	0.400	3.00	35	13	2.37	1.98	1.95	8.60
01220	M 2.40	0.450	3.00	40	15	2.47	2.04	2.00	8.60
01221	M 2.50	0.450	3.00	40	15	2.57	2.14	2.10	8.60
01222	M 2.60	0.450	3.00	40	15	2.67	2.24	2.20	8.60
01223	M 3.00	0.500	4.00	40	16	3.09	2.60	2.50	10.00
01224	M 3.50	0.600	4.00	40	17	3.59	3.01	2.90	10.00
01225	M 4.00	0.700	5.00	50	20	4.10	3.42	3.30	11.50
01226	M 4.50	0.750	5.00	50	20	4.60	3.87	3.75	11.50
01227	M 5.00	0.800	6.00	55	25	5.10	4.35	4.20	12.90
01229	M 6.00	1.000	6.00	55	25	6.12	5.15	5.00	12.90

Conditions of sale: Discount or increase vary depending on the quantity and the shaft diameter of identical item per order.

Quantity (pieces)	1.00 - 2.00	3.00	4.00	5.00 - 6.00	condition (%)
	1 - 19	1 - 9	1 - 4	1	+ 30
20 - 99	10 - 49	5 - 24	2 - 9	net	
100 - 199	50 - 99	25 - 49	10 - 19	- 20	
200 and more	100 and more	50 and more	20 and more	- 30	




ASCO machine Tap

for horology and equipment
high-speed steel

SPIROLEX 50 / 3G NIHS

For steel, for blind with 3 straight grooves. Good resistance to breakage. For automatic lathe and tapping-machine.



REF.	Ø NOMINAL	PITCH	Ø SHAFT	L TOTAL	L USEFUL	Ø EXTERNAL	Ø DRILLING		PRICE
							STEEL	BRASS	
01260	S 0.30	0.080	1.00	22	2.0	0.32	0.24	0.24	17.20
01261	S 0.35	0.090	1.00	22	2.0	0.37	0.28	0.28	17.20
01262	S 0.40	0.100	1.00	22	2.5	0.42	0.33	0.32	14.30
01263	S 0.50	0.125	1.00	22	3.0	0.52	0.43	0.40	14.30
01264	S 0.60	0.150	1.00	22	3.5	0.63	0.51	0.49	11.50
01265	S 0.70	0.175	1.50	25	4.5	0.73	0.59	0.57	7.50
01266	S 0.80	0.200	1.50	25	5.0	0.83	0.67	0.65	7.50
01267	S 0.90	0.225	1.50	25	5.5	0.93	0.75	0.73	7.50
01268	S 1.00	0.250	1.50	25	6.0	1.04	0.83	0.81	7.50
01269	S 1.10	0.250	1.50	25	7.0	1.14	0.93	0.91	7.50
01270	S 1.20	0.250	1.50	25	7.0	1.24	1.03	1.01	7.50
01271	S 1.30	0.300	1.50	25	8.0	1.34	1.09	1.07	7.50
01272	S 1.40	0.300	2.00	30	8.5	1.44	1.19	1.17	7.90
01273	S 1.50	0.300	2.00	30	10	1.54	1.29	1.27	7.90
01274	M 1.60	0.350	2.00	30	10	1.64	1.32	1.30	7.90
01275	M 1.70	0.350	2.00	30	10	1.74	1.42	1.40	7.90
01276	M 1.80	0.350	2.00	30	10	1.84	1.52	1.50	7.90
01277	M 2.00	0.400	3.00	35	13	2.07	1.68	1.65	8.60
01278	M 2.20	0.450	3.00	35	13	2.27	1.84	1.80	8.60
01279	M 2.30	0.400	3.00	35	13	2.37	1.98	1.95	8.60
01280	M 2.40	0.450	3.00	40	15	2.47	2.04	2.00	8.60
01281	M 2.50	0.450	3.00	40	15	2.57	2.14	2.10	8.60
01282	M 2.60	0.450	3.00	40	15	2.67	2.24	2.20	8.60
01283	M 3.00	0.500	4.00	40	16	3.09	2.60	2.50	10.00
01284	M 3.50	0.600	4.00	40	17	3.59	3.01	2.90	10.00
01285	M 4.00	0.700	5.00	50	20	4.10	3.42	3.30	11.50
01286	M 4.50	0.750	5.00	50	20	4.60	3.87	3.75	11.50
01287	M 5.00	0.800	6.00	55	25	5.10	4.35	4.20	12.90
01289	M 6.00	1.000	6.00	55	25	6.12	5.15	5.00	12.90

Conditions of sale: Discount or increase vary depending on the quantity and the shaft diameter of identical item per order.

	1.00 - 2.00	3.00	4.00	5.00 - 6.00	condition (%)
Quantity (pieces)	1 - 19	1 - 9	1 - 4	1	+ 30
	20 - 99	10 - 49	5 - 24	2 - 9	net
	100 - 199	50 - 99	25 - 49	10 - 19	- 20
	200 and more	100 and more	50 and more	20 and more	- 30



Schurch Asco SA



Partenaire et Savoir-faire


AV. DU 1ER MARS 33, CP 3052
CH-2001 NEUCHÂTEL
SWITZERLAND

PHONE : +41 32 724 3434

FAX : +41 32 724 3436

EMAIL : INFO@SCHURCH-ASCO.COM

WEB : WWW.SCHURCH-ASCO.COM



ASCO machine Tap

Special profiles with fine pitch

HSSE/PM TYPE N ° 50

For steel, through or blind holes with 3 straight grooves. Good resistance to breakage. For lathe (automatic lathe) and tapping machine.

Thread MF DIN 13 Fine pitch

ISO 1 Tolerance: Step 0.08 => 1.00 ISO1 (4H)


ISO 2 Tolerance: Step 0.08 => 0.225 ISO2 (5H)

ISO 2 Tolerance: Step 0.25 => 1.00 ISO2 (6H)

REF.	Ø NOMINAL	PITCH	Ø SHAFT	L TOTAL	L USEFUL	Ø EXTERNAL	Ø DRILLING	PRICE
16813	M 0.80	0.10	1.50	25	5	0.83	0.65	17.20
16814	M 0.80	0.125	1.50	25	4	0.82	0.675	17.20
16815	M 0.80	0.15	1.50	25	5	0.82	0.70	17.20
16822	M 1.00	0.15	1.50	25	6	1.03	0.85	17.20
16823	M 1.00	0.20	1.50	25	6	1.03	0.80	17.20
16824	M 1.20	0.20	1.50	25	7	1.23	1.00	14.30
16825	M 1.20	0.15	1.50	25	7	1.23	1.05	14.30
16826	M 1.40	0.20	2.00	30	8.5	1.43	1.20	14.30
16827	M 1.40	0.25	2.00	30	8.5	1.44	1.15	14.30
16816	M 1.60	0.20	2.00	30	10	1.63	1.40	14.30
16817	M 1.60	0.25	2.00	30	10	1.64	1.35	14.30
16818	M 1.80	0.20	2.00	30	10	1.83	1.60	14.30
16819	M 1.80	0.25	2.00	30	10	1.84	1.55	14.30
16820	M 2.00	0.20	3.00	35	13	2.03	1.80	17.20
16821	M 2.00	0.25	3.00	35	13	2.04	1.75	17.20
16828	M 2.20	0.20	3.00	35	13	2.23	2.00	17.20
16829	M 2.20	0.25	3.00	35	13	2.24	1.95	17.20
16830	M 2.30	0.25	3.00	35	13	2.34	2.05	17.20
16831	M 2.40	0.20	3.00	35	13	2.44	2.20	17.20
16832	M 2.50	0.20	3.00	40	15	2.54	2.30	17.20
16833	M 2.50	0.25	3.00	40	15	2.54	2.25	17.20
16834	M 2.50	0.35	3.00	40	15	2.56	2.15	17.20
16835	M 2.80	0.25	3.00	40	15	2.83	2.55	17.20
16836	M 3.00	0.25	4.00	40	16	3.03	2.75	21.45
16837	M 3.00	0.30	4.00	40	16	3.03	2.70	21.45
16812	M 3.00	0.35	4.00	40	16	3.04	2.65	21.45
16811	M 3.50	0.25	4.00	40	16	3.54	3.25	21.45
16810	M 3.50	0.35	4.00	40	16	3.55	3.15	21.45

Conditions of sale: Discount or increase vary depending on the quantity and the shaft diameter of identical item per order.

	1.00 - 2.00	3.00	4.00	5.00 - 6.00	condition (%)
Quantity (pieces)	1 - 19	1 - 9	1 - 4	1	+ 30
	20 - 99	10 - 49	5 - 24	2 - 9	net
	100 - 199	50 - 99	25 - 49	10 - 19	- 20
	200 and more	100 and more	50 and more	20 and more	- 30




ASCO machine Tap

for horology and equipment

high-speed steel

SPIROLEX 60 / 3G NIHS

For steel, short type, for blind or traversing holes, with 3 straight grooves. Particularly good resistance to breakage.
For automatic lathe and tapping-machine.



REF.	Ø NOMINAL	PITCH	Ø SHAFT	L TOTAL	L USEFUL	Ø EXTERNAL	Ø DRILLING		PRICE
							STEEL	BRASS	
01320	S 0.30	0.080	1.00	22	2.0	0.32	0.24	0.24	17.20
01321	S 0.35	0.090	1.00	22	2.0	0.37	0.28	0.28	17.20
01322	S 0.40	0.100	1.00	22	2.5	0.42	0.33	0.32	14.30
01323	S 0.50	0.125	1.00	22	3.0	0.52	0.43	0.40	14.30
01324	S 0.60	0.150	1.00	22	3.5	0.63	0.51	0.49	11.50
01325	S 0.70	0.175	1.50	25	4.5	0.73	0.59	0.57	7.50
01326	S 0.80	0.200	1.50	25	5.0	0.83	0.67	0.65	7.50
01327	S 0.90	0.225	1.50	25	5.5	0.93	0.75	0.73	7.50
01328	S 1.00	0.250	1.50	25	6.0	1.04	0.83	0.81	7.50
01329	S 1.10	0.250	1.50	25	7.0	1.14	0.93	0.91	7.50
01330	S 1.20	0.250	1.50	25	7.0	1.24	1.03	1.01	7.50
01331	S 1.30	0.300	1.50	25	8.0	1.34	1.09	1.07	7.50
01332	S 1.40	0.300	2.00	30	8.5	1.44	1.19	1.17	7.90
01333	S 1.50	0.300	2.00	30	10	1.54	1.29	1.27	7.90
01334	M 1.60	0.350	2.00	30	10	1.64	1.32	1.30	7.90
01335	M 1.70	0.350	2.00	30	10	1.74	1.42	1.40	7.90
01336	M 1.80	0.350	2.00	30	10	1.84	1.52	1.50	7.90
01337	M 2.00	0.400	3.00	35	13	2.07	1.68	1.65	8.60
01338	M 2.20	0.450	3.00	35	13	2.27	1.84	1.80	8.60
01339	M 2.30	0.400	3.00	35	13	2.37	1.98	1.95	8.60
01340	M 2.40	0.450	3.00	40	15	2.47	2.04	2.00	8.60
01341	M 2.50	0.450	3.00	40	15	2.57	2.14	2.10	8.60
01342	M 2.60	0.450	3.00	40	15	2.67	2.24	2.20	8.60
01343	M 3.00	0.500	4.00	40	16	3.09	2.60	2.50	10.00
01344	M 3.50	0.600	4.00	40	17	3.59	3.01	2.90	10.00
01345	M 4.00	0.700	5.00	50	20	4.10	3.42	3.30	11.50
01346	M 4.50	0.750	5.00	50	20	4.60	3.87	3.75	11.50
01347	M 5.00	0.800	6.00	55	25	5.10	4.35	4.20	12.90
01349	M 6.00	1.000	6.00	55	25	6.12	5.15	5.00	12.90

Conditions of sale: Discount or increase vary depending on the quantity and the shaft diameter of identical item per order.

	1.00 - 2.00	3.00	4.00	5.00 - 6.00	condition (%)
Quantity (pieces)	1 - 19	1 - 9	1 - 4	1	+ 30
	20 - 99	10 - 49	5 - 24	2 - 9	net
	100 - 199	50 - 99	25 - 49	10 - 19	- 20
	200 and more	100 and more	50 and more	20 and more	- 30



Schurch Asco SA



Partenaire et Savoir-faire

AV. DU 1ER MARS 33, CP 3052
CH-2001 NEUCHÂTEL
SWITZERLAND


PHONE : +41 32 724 3434

FAX : +41 32 724 3436

EMAIL : INFO@SCHURCH-ASCO.COM

WEB : WWW.SCHURCH-ASCO.COM

ASCO machine Tap



*Special profiles with fine pitch
high-speed steel*


SPIROLEX 65 / 3G NIHS

For steel, non-pointed type, for tapping to the bottoms of blind holes, with 3 straight grooves. Identical to n° 60 but without point. For automatic lathe, barrel-arbor and tapping machine.

REF.	Ø NOMINAL	PITCH	Ø SHAFT	L TOTAL	L USEFUL	Ø EXTERNAL	Ø DRILLING		PRICE
							STEEL	BRASS	
01560	S 0.30	0.080	1.00	22	2.0	0.32	0.24	0.24	17.50
01561	S 0.35	0.090	1.00	22	2.0	0.37	0.28	0.28	17.50
01562	S 0.40	0.100	1.00	22	2.5	0.42	0.33	0.32	14.60
01563	S 0.50	0.125	1.00	22	3.0	0.52	0.43	0.40	14.60
01564	S 0.60	0.150	1.00	22	3.5	0.63	0.51	0.49	11.80
01565	S 0.70	0.175	1.50	25	4.5	0.73	0.59	0.57	7.80
01566	S 0.80	0.200	1.50	25	5.0	0.83	0.67	0.65	7.80
01567	S 0.90	0.225	1.50	25	5.5	0.93	0.75	0.73	7.80
01568	S 1.00	0.250	1.50	25	6.0	1.04	0.83	0.81	7.80
01569	S 1.10	0.250	1.50	25	7.0	1.14	0.93	0.91	7.80
01570	S 1.20	0.250	1.50	25	7.0	1.24	1.03	1.01	7.80
01571	S 1.30	0.300	1.50	25	8.0	1.34	1.09	1.07	7.80
01572	S 1.40	0.300	2.00	30	8.5	1.44	1.19	1.17	8.20
01573	S 1.50	0.300	2.00	30	10	1.54	1.29	1.27	8.20
01574	M 1.60	0.350	2.00	30	10	1.64	1.32	1.30	8.20
01575	M 1.70	0.350	2.00	30	10	1.74	1.42	1.40	8.20
01576	M 1.80	0.350	2.00	30	10	1.84	1.52	1.50	8.20
01577	M 2.00	0.400	3.00	35	13	2.07	1.68	1.65	8.90
01578	M 2.20	0.450	3.00	35	13	2.27	1.84	1.80	8.90
01579	M 2.30	0.400	3.00	35	13	2.37	1.98	1.95	8.90
01580	M 2.40	0.450	3.00	40	15	2.47	2.04	2.00	8.90
01581	M 2.50	0.450	3.00	40	15	2.57	2.14	2.10	8.90
01582	M 2.60	0.450	3.00	40	15	2.67	2.24	2.20	8.90
01583	M 3.00	0.500	4.00	40	16	3.09	2.60	2.50	10.30
01584	M 3.50	0.600	4.00	40	17	3.59	3.01	2.90	10.30
01585	M 4.00	0.700	5.00	50	20	4.10	3.42	3.30	11.80
01586	M 4.50	0.750	5.00	50	20	4.60	3.87	3.75	11.80
01587	M 5.00	0.800	6.00	55	25	5.10	4.35	4.20	13.20
01589	M 6.00	1.000	6.00	55	25	6.12	5.15	5.00	13.20

Conditions of sale: Discount or increase vary depending on the quantity and the shaft diameter of identical item per order.


	1.00 - 2.00	3.00	4.00	5.00 - 6.00	condition (%)
Quantity (pieces)	1 - 19	1 - 9	1 - 4	1	+ 30
	20 - 99	10 - 49	5 - 24	2 - 9	net
	100 - 199	50 - 99	25 - 49	10 - 19	- 20
	200 and more	100 and more	50 and more	20 and more	- 30



ASCO ebauche Tap

for horology and equipment
high-speed hardened steel

To push away a burr, polish or control the pitch holding.



REF.	Ø NOMINAL	PITCH	Ø SHAFT	L TOTAL	L USEFUL	Ø EXTERNAL	PRICE
01620	0.30	0.080	1.00	22	2.0	0.30	17.20
01621	0.35	0.090	1.00	22	2.0	0.35	17.20
01622	0.40	0.100	1.00	22	2.5	0.40	14.30
01623	0.50	0.125	1.00	22	3.0	0.50	14.30
01624	0.60	0.150	1.00	22	3.5	0.60	11.50
01625	0.70	0.175	1.50	25	4.5	0.70	7.50
01626	0.80	0.200	1.50	25	5.0	0.80	7.50
01627	0.90	0.225	1.50	25	5.5	0.90	7.50
01628	1.00	0.250	1.50	25	6.0	1.00	7.50
01629	1.10	0.250	1.50	25	7.0	1.10	7.50
01630	1.20	0.250	1.50	25	7.0	1.20	7.50
01631	1.30	0.300	1.50	25	8.0	1.30	7.50
01632	1.40	0.300	2.00	30	8.5	1.40	7.90
01633	1.50	0.300	2.00	30	10	1.50	7.90
01634	1.60	0.350	2.00	30	10	1.60	7.90
01635	1.70	0.350	2.00	30	10	1.70	7.90
01636	1.80	0.350	2.00	30	10	1.80	7.90
01637	2.00	0.400	3.00	35	13	2.00	8.60
01638	2.20	0.450	3.00	35	13	2.20	8.60
01639	2.30	0.400	3.00	35	13	2.30	8.60
01640	2.40	0.450	3.00	40	15	2.40	8.60
01641	2.50	0.450	3.00	40	15	2.50	8.60
01642	2.60	0.450	3.00	40	15	2.60	8.60
01643	3.00	0.500	4.00	40	16	3.00	10.00
01644	3.50	0.600	4.00	40	17	3.50	10.00
01645	4.00	0.700	5.00	50	20	4.00	11.50
01646	4.50	0.750	5.00	50	20	4.50	11.50
01647	5.00	0.800	6.00	55	25	5.00	12.90
01649	6.00	1.000	6.00	55	25	6.00	12.90

Conditions of sale: Discount or increase vary depending on the quantity and the shaft diameter of identical item per order.

	1.00 - 2.00	3.00	4.00	5.00 - 6.00	condition (%)
Quantity (pieces)	1 - 19	1 - 9	1 - 4	1	+ 30
	20 - 99	10 - 49	5 - 24	2 - 9	net
	100 - 199	50 - 99	25 - 49	10 - 19	- 20
	200 and more	100 and more	50 and more	20 and more	- 30




Schurch Asco SA



Partenaire et Savoir-faire

AV. DU 1ER MARS 33, CP 3052
CH-2001 NEUCHÂTEL
SWITZERLAND

PHONE : +41 32 724 3434
FAX : +41 32 724 3436
EMAIL : INFO@SCHURCH-ASCO.COM
WEB : WWW.SCHURCH-ASCO.COM



ASCO Tap for HAUSER 570

for horology and equipment

Long shaft execution

10 / 3G NIHS


For brass, traversing holes with 2 helicoidal grooves.
Helix at left perfectly countersinking the chips towards the front.

E.g.: for the horological plates.

REF.	Ø NOMINAL	PITCH	Ø SHAFT	L TOTAL	L USEFUL	Ø EXTERNAL	Ø DRILLING		PRICE
							STEEL	BRASS	
01700	S 0.30	0.080	1.50	30	2.0	0.32	0.24	0.24	18.60
01701	S 0.35	0.090	1.50	30	2.0	0.37	0.28	0.28	18.60
01702	S 0.40	0.100	1.50	30	2.5	0.42	0.33	0.32	15.80
01704	S 0.50	0.125	1.50	30	3.0	0.52	0.43	0.40	15.80
01705	S 0.60	0.150	1.50	30	3.5	0.63	0.51	0.49	12.90
01706	S 0.70	0.175	1.50	30	4.5	0.73	0.59	0.57	8.90
01707	S 0.80	0.200	1.50	30	5.0	0.83	0.67	0.65	8.90
01708	S 0.90	0.225	1.50	30	5.5	0.93	0.75	0.73	8.90
01709	S 1.00	0.250	1.50	30	6.0	1.04	0.83	0.81	8.90
01710	S 1.10	0.250	1.50	30	7.0	1.14	0.93	0.91	8.90
01711	S 1.20	0.250	1.50	30	7.0	1.24	1.03	1.01	8.90
01712	S 1.30	0.300	1.50	30	8.0	1.34	1.09	1.07	8.90
01713	S 1.40	0.300	2.00	30	8.5	1.44	1.19	1.17	9.30
01714	S 1.50	0.300	2.00	30	10	1.54	1.29	1.27	9.30
01715	M 1.60	0.350	2.00	30	10	1.64	1.32	1.30	9.30
01716	M 1.70	0.350	2.00	30	10	1.74	1.42	1.40	9.30
01717	M 1.80	0.350	2.00	30	10	1.84	1.52	1.50	9.30
01718	M 2.00	0.400	3.00	35	13	2.07	1.68	1.65	10.00
01719	M 2.20	0.450	3.00	35	13	2.27	1.84	1.80	10.00
01720	M 2.30	0.400	3.00	35	13	2.37	1.98	1.95	10.00
01721	M 2.40	0.450	3.00	40	15	2.47	2.04	2.00	10.00
01722	M 2.50	0.450	3.00	40	15	2.57	2.14	2.10	10.00
01723	M 2.60	0.450	3.00	40	15	2.67	2.24	2.20	10.00
01724	M 3.00	0.500	4.00	40	16	3.09	2.60	2.50	11.50
01725	M 3.50	0.600	4.00	40	17	3.59	3.01	2.90	11.50
01726	M 4.00	0.700	5.00	50	20	4.10	3.42	3.30	12.90
01727	M 4.50	0.750	5.00	50	20	4.60	3.87	3.75	12.90
01728	M 5.00	0.800	6.00	55	25	5.10	4.35	4.20	14.30
01730	M 6.00	1.000	6.00	55	25	6.12	5.15	5.00	14.30

Conditions of sale: Discount or increase vary depending on the quantity and the shaft diameter of identical item per order.

	1.00 - 2.00	3.00	4.00	5.00 - 6.00	condition (%)
Quantity (pieces)	1 - 19	1 - 9	1 - 4	1	+ 30
	20 - 99	10 - 49	5 - 24	2 - 9	net
	100 - 199	50 - 99	25 - 49	10 - 19	- 20
	200 and more	100 and more	50 and more	20 and more	- 30



Push away Tap ROLL-STAR

For stainless steel, soft brass (not suitable for normal brass), A 61 brass, copper, silver, aluminium, gold, etc.


On demand execution in 4HX, 5HX, 6HX, 5G, 6G.

Threading : NIHS

Tolerance : 3GX

H5 core: brass

H6 core: steel



Ref.	Ø NOMINAL	Ø SHAFT	L TOTAL	L USEFUL	Ø EXTERNAL	Ø DRILLING	Ø H5 CORE	Ø H6 CORE	Price
00858	S 0.40 x 0.100	1.5	25	2.0	0.42	0.35 - 0.37	0.330	0.342	17.20
00859	S 0.50 x 0.125	1.5	25	2.5	0.52	0.44 - 0.46	0.415	0.435	14.30
00860	S 0.60 x 0.150	1.5	25	3.0	0.63	0.53 - 0.55	0.502	0.522	14.30
00861	S 0.70 x 0.175	1.5	25	4.0	0.73	0.62 - 0.64	0.585	0.605	10.00
00862	S 0.80 x 0.200	1.5	25	4.0	0.83	0.70 - 0.72	0.665	0.685	10.00
00863	S 0.90 x 0.225	1.5	25	4.0	0.93	0.80 - 0.82	0.745	0.765	10.00
00864	S 1.00 x 0.250	1.5	25	5.0	1.04	0.90 - 0.93	0.825	0.845	10.00
00865	S 1.10 x 0.250	1.5	25	5.0	1.14	1.00 - 1.03	0.925	0.945	10.00
00866	S 1.20 x 0.250	1.5	25	5.0	1.24	1.10 - 1.13	1.025	1.045	10.00
00867	S 1.30 x 0.300	1.5	25	6.0	1.34	1.15 - 1.18	1.085	1.105	10.00
00868	S 1.40 x 0.300	2.0	30	6.0	1.44	1.25 - 1.28	1.185	1.205	10.80
00869	S 1.50 x 0.300	2.0	30	6.0	1.54	1.35 - 1.38	1.285	1.305	10.80
00870	M 1.60 x 0.350	2.0	30	8.0	1.64	1.45 - 1.48	1.221	0+100	10.80
00871	M 1.70 x 0.350	2.0	30	8.0	1.74	1.55 - 1.58	1.321	0+100	10.80
00872	M 1.80 x 0.350	2.0	30	8.0	1.84	1.65 - 1.68	1.421	0+100	10.80
00873	M 2.00 x 0.400	3.0	35	10	2.07	1.80 - 1.83	1.567	0+112	11.50
00874	M 2.20 x 0.450	3.0	35	10	2.28	2.00 - 2.03	1.713	0+125	11.50
00875	M 2.30 x 0.400	3.0	35	10	2.37	2.10 - 2.13	1.367	0+100	11.50
00876	M 2.50 x 0.450	3.0	35	10	2.57	2.30 - 2.33	2.013	0+125	11.50
00877	M 2.60 x 0.450	3.0	35	10	2.67	2.40 - 2.43	2.113	0+125	11.50
00878	M 3.00 x 0.500	4.0	40	12	3.09	2.75 - 2.78	2.459	0+140	12.90
00941	M 3.50 x 0.600	4.0	40	12	3.59	3.20 - 3.23	2.850	0+160	12.90
00942	M 4.00 x 0.700	5.0	50	16	4.10	3.65 - 3.68	3.242	0+180	14.30
00943	M 4.50 x 0.750	5.0	50	16	4.60	4.15 - 4.18	3.688	0+190	14.30

Conditions of sale: Discount or increase vary depending on the quantity and the shaft diameter of identical item per order.

	1.00 - 2.00	3.00	4.00	5.00 - 6.00	condition (%)
Quantity (pieces)	1 - 19	1 - 9	1 - 4	1	+ 30
	20 - 99	10 - 49	5 - 24	2 - 9	net
	100 - 199	50 - 99	25 - 49	10 - 19	- 20
	200 and more	100 and more	50 and more	20 and more	- 30




Schurch Asco SA



Partenaire et Savoir-faire

AV. DU 1ER MARS 33, CP 3052
CH-2001 NEUCHÂTEL
SWITZERLAND

PHONE : +41 32 724 3434
FAX : +41 32 724 3436
EMAIL : INFO@SCHURCH-ASCO.COM
WEB : WWW.SCHURCH-ASCO.COM



Push away Tap **ROLL-STAR** Special profiles with fine pitch

For steel, through or blind holes with 3 straight grooves.
Good resistance to breakage. For lathe (automatic lathe) and tapping machine.

Thread MF DIN 13 Fine pitch

ISO 1 Tolerance: Step 0.08 => 1.00 ISO1 (4H)


ISO 2 Tolerance: Step 0.08 => 0.225 ISO2 (5H)

ISO 2 Tolerance: Step 0.25 => 1.00 ISO2 (6H)

REF.	Ø NOMINAL	PITCH	Ø EXTERNAL	Ø SHAFT	L TOTAL	L USEFUL	Ø DRILLING	Ø core	PRICE
16844	M 1.00	0.15	1.03	1.50	25	6	0.93 - 0.95	0.85	17.20
16845	M 1.00	0.20	1.03	1.50	25	6	0.90 - 0.92	0.80	17.20
16846	M 1.20	0.20	1.23	1.50	25	7	1.10 - 1.12	1.00	14.30
16847	M 1.20	0.15	1.23	1.50	25	7	1.13 - 1.15	1.05	14.30
16848	M 1.40	0.20	1.43	2.00	30	8.5	1.30 - 1.32	1.20	14.30
16849	M 1.40	0.25	1.44	2.00	30	8.5	1.28 - 1.30	1.15	14.30
16838	M 1.60	0.20	1.63	2.00	30	10	1.50 - 1.52	1.40	14.30
16839	M 1.60	0.25	1.64	2.00	30	10	1.48 - 1.50	1.35	14.30
16840	M 1.80	0.20	1.83	2.00	30	10	1.70 - 1.72	1.60	14.30
16841	M 1.80	0.25	1.84	2.00	30	10	1.68 - 1.70	1.55	14.30
16842	M 2.00	0.20	2.03	3.00	35	13	1.90 - 1.92	1.80	17.20
16843	M 2.00	0.25	2.04	3.00	35	13	1.88 - 1.90	1.75	17.20

Conditions of sale: Discount or increase vary depending on the quantity and the shaft diameter of identical item per order.

	1.00 - 2.00	3.00	4.00	5.00 - 6.00	condition (%)
Quantity (pieces)	1 - 19	1 - 9	1 - 4	1	+ 30
	20 - 99	10 - 49	5 - 24	2 - 9	net
	100 - 199	50 - 99	25 - 49	10 - 19	- 20
	200 et +	100 et +	50 et +	20 et +	- 30



Push away Tap **ROLL - WC/C**

For stainless steel, soft brass, A 61 brass, copper, silver, aluminium, gold, etc.


On demand execution in 4HX, 5HX, 6HX, 5G, 6G.

Threading : NIHS

Tolerance : 3GX

H5 core: brass

H6 core: steel



REF.	Ø NOMINAL	PITCH	Ø SHAFT	L TOTAL	L USEFUL	Ø EXTERNAL	Ø DRILLING	Ø H5 CORE	Ø H6 CORE	PRICE
00880	S 0.40	0.100	1.50 mm	25	2.0	0.42	0.35 - 0.37	0.330	0.342	23.30
00881	S 0.50	0.125	1.50 mm	25	2.5	0.52	0.44 - 0.46	0.415	0.435	23.30
00882	S 0.60	0.150	1.50 mm	25	3.0	0.63	0.53 - 0.55	0.502	0.522	23.30
00883	S 0.70	0.175	1.50 mm	25	4.0	0.73	0.62 - 0.64	0.585	0.605	19.00
00884	S 0.80	0.200	1.50 mm	25	4.0	0.83	0.70 - 0.72	0.665	0.685	19.00
00885	S 0.90	0.225	1.50 mm	25	4.0	0.93	0.80 - 0.82	0.745	0.765	19.00
00886	S 1.00	0.250	1.50 mm	25	5.0	1.04	0.90 - 0.93	0.825	0.845	19.00
00887	S 1.10	0.250	1.50 mm	25	5.0	1.14	1.00 - 1.03	0.925	0.945	19.00
00888	S 1.20	0.250	1.50 mm	25	5.0	1.24	1.10 - 1.13	1.025	1.045	19.00
00889	S 1.30	0.300	1.50 mm	25	6.0	1.34	1.15 - 1.18	1.085	1.105	19.00
00890	S 1.40	0.300	2.00 mm	30	6.0	1.44	1.25 - 1.28	1.185	1.205	19.80
00891	S 1.50	0.300	2.00 mm	30	6.0	1.54	1.35 - 1.38	1.285	1.305	19.80
00892	M 1.60	0.350	2.00 mm	30	8.0	1.64	1.45 - 1.48	1.221	0+100	19.80
00893	M 2.00	0.400	3.00 mm	35	10	2.07	1.80 - 1.83	1.567	0+112	21.90
00894	M 2.20	0.450	3.00 mm	35	10	2.28	2.00 - 2.03	1.713	0+125	21.90
00895	M 2.30	0.400	3.00 mm	35	10	2.37	2.10 - 2.13	1.367	0+100	21.90
00896	M 2.50	0.450	3.00 mm	35	10	2.57	2.30 - 2.33	2.013	0+125	21.90
00897	M 2.60	0.450	3.00 mm	35	10	2.67	2.40 - 2.43	2.113	0+125	21.90
00898	M 3.00	0.500	4.00 mm	40	12	3.09	2.75 - 2.78	2.459	0+140	21.90

Conditions of sale: Discount or increase vary depending on the quantity and the shaft diameter of identical item per order.

	1.00 - 2.00	3.00	4.00	5.00 - 6.00	condition (%)
Quantity (pieces)	1 - 19	1 - 9	1 - 4	1	+ 30
	20 - 99	10 - 49	5 - 24	2 - 9	net
	100 - 199	50 - 99	25 - 49	10 - 19	- 20
	200 and more	100 and more	50 and more	20 and more	- 30



Schurch Asco SA




Partenaire et Savoir-faire

AV. DU 1ER MARS 33, CP 3052
CH-2001 NEUCHÂTEL
SWITZERLAND

PHONE : +41 32 724 3434
FAX : +41 32 724 3436
EMAIL : INFO@SCHURCH-ASCO.COM
WEB : WWW.SCHURCH-ASCO.COM

Push away Tap FORMER



Threading: NIHS
Tolerance: 3GX
Entrance length: 1.5 threads


Recommended for 20 AP and stainless steel.

H5 core: brass
H6 core: steel

REF.	Ø NOMINAL	Ø SHAFT	L TOTAL	L USEFUL	Ø EXTERNAL	Ø DRILLING	Ø H5 CORE	Ø H6 CORE	PRICE
00907	S 0.30 x 0.080 / 3GX	1.00	22	2.0	0.32	0.27 - 0.29	0.240	0.240	17.20
00908	S 0.35 x 0.090 / 3GX	1.00	22	2.0	0.37	0.31 - 0.33	0.286	0.286	17.20
00909	S 0.40 x 0.100 / 3GX	1.00	22	2.5	0.42	0.35 - 0.37	0.330	0.342	17.20
00910	S 0.50 x 0.125 / 3GX	1.00	22	3.0	0.52	0.44 - 0.46	0.415	0.435	17.20
00911	S 0.60 x 0.150 / 3GX	1.00	22	3.5	0.63	0.53 - 0.55	0.502	0.522	17.20
00912	S 0.70 x 0.175 / 3GX	1.50	25	4.5	0.73	0.62 - 0.64	0.585	0.605	8.90
00913	S 0.80 x 0.200 / 3GX	1.50	25	5.0	0.83	0.70 - 0.72	0.665	0.685	8.90
00914	S 0.90 x 0.225 / 3GX	1.50	25	5.5	0.93	0.80 - 0.82	0.745	0.765	8.90
00915	S 1.00 x 0.250 / 3GX	1.50	25	6.0	1.04	0.90 - 0.93	0.825	0.845	8.90
00916	S 1.10 x 0.250 / 3GX	1.50	25	7.0	1.14	1.00 - 1.03	0.925	0.945	8.90
00917	S 1.20 x 0.250 / 3GX	1.50	25	7.0	1.24	1.10 - 1.13	1.025	1.045	8.90
00918	S 1.30 x 0.300 / 3GX	1.50	25	8.0	1.34	1.15 - 1.18	1.085	1.105	8.90
00919	S 1.40 x 0.300 / 3GX	2.00	30	8.5	1.44	1.25 - 1.28	1.185	1.205	8.90
00920	S 1.50 x 0.300 / 3GX	2.00	30	10.0	1.54	1.35 - 1.38	1.285	1.305	8.90
00921	M 1.60 x 0.350 / 3GX	2.00	30	10.0	1.64	1.45 - 1.48	1.221	0+100	8.90
00922	M 1.70 x 0.350 / 3GX	2.00	30	10.0	1.74	1.55 - 1.58	1.321	0+100	8.90
00923	M 1.80 x 0.350 / 3GX	2.00	30	10.0	1.84	1.65 - 1.68	1.421	0+100	8.90
00924	M 2.00 x 0.400 / 3GX	3.00	35	13.0	2.07	1.80 - 1.83	1.567	0+112	10.00
00925	M 2.20 x 0.450 / 3GX	3.00	35	13.0	2.27	2.00 - 2.03	1.713	0+125	10.00
00926	M 2.30 x 0.400 / 3GX	3.00	35	13.0	2.37	2.10 - 2.13	1.367	0+100	10.00
00927	M 2.50 x 0.450 / 3GX	3.00	40	15.0	2.47	2.30 - 2.33	2.013	0+125	10.00
00928	M 2.60 x 0.450 / 3GX	3.00	40	15.0	2.57	2.40 - 2.43	2.113	0+125	10.00
00929	M 3.00 x 0.500 / 3GX	4.00	40	16.0	2.67	2.75 - 2.78	2.459	0+140	11.50
00930	M 3.50 x 0.600 / 3GX	4.00	40	17.0	3.09	3.20 - 3.23	2.850	0+160	11.50
00931	M 4.00 x 0.700 / 3GX	4.00	40	20.0	3.59	3.65 - 3.68	3.242	0+180	12.90
00932	M 4.50 x 0.750 / 3GX	5.00	50	20.0	4.10	4.15 - 4.18	3.688	0+190	12.90
00933	M 5.00 x 0.800 / 3GX	6.00	50	25.0	4.60	4.60 - 4.63	4.134	0+200	12.90
00934	M 5.50 x 0.900 / 3GX	6.00	55	25.0	5.10	5.10 - 5.13			12.90
00935	M 6.00 x 1.000 / 3GX	6.00	55	25.0	6.12	5.50 - 5.53			14.30

Conditions of sale: Discount or increase vary depending on the quantity and the shaft diameter of identical item per order.

	1.00 - 2.00	3.00	4.00	5.00 - 6.00	condition (%)
Quantity (pieces)	1 - 19	1 - 9	1 - 4	1	+ 30
	20 - 99	10 - 49	5 - 24	2 - 9	net
	100 - 199	50 - 99	25 - 49	10 - 19	- 20
	200 and more	100 and more	50 and more	20 and more	- 30



Push away Tap FORMER WC/C

Threading: NIHS
Tolerance: 3GX
Entrance length: 1.5 threads

Recommended for 20 AP and stainless steel.

H5 core: brass

H6 core: steel



REF.	Ø NOMINAL	Ø SHAFT	L TOTAL	L USEFUL	Ø EXTERNAL	Ø DRILLING	Ø H5 CORE	Ø H6 CORE	PRICE
00976	S 0.30 x 0.080 / 3GX	1.00	22	2.0	0.32	0.27 - 0.29	0.240	0.240	26.15
00977	S 0.35 x 0.090 / 3GX	1.00	22	2.0	0.37	0.31 - 0.33	0.286	0.286	26.15
00978	S 0.40 x 0.100 / 3GX	1.00	22	2.5	0.42	0.35 - 0.37	0.330	0.342	26.15
00979	S 0.50 x 0.125 / 3GX	1.00	22	3.0	0.52	0.44 - 0.46	0.415	0.435	26.15
00980	S 0.60 x 0.150 / 3GX	1.00	22	3.5	0.63	0.53 - 0.55	0.502	0.522	26.15
00981	S 0.70 x 0.175 / 3GX	1.50	25	4.5	0.73	0.62 - 0.64	0.585	0.605	17.90
00982	S 0.80 x 0.200 / 3GX	1.50	25	5.0	0.83	0.70 - 0.72	0.665	0.685	17.90
00983	S 0.90 x 0.225 / 3GX	1.50	25	5.5	0.93	0.80 - 0.82	0.745	0.765	17.90
00984	S 1.00 x 0.250 / 3GX	1.50	25	6.0	1.04	0.90 - 0.93	0.825	0.845	17.90
00985	S 1.10 x 0.250 / 3GX	1.50	25	7.0	1.14	1.00 - 1.03	0.925	0.945	17.90
00986	S 1.20 x 0.250 / 3GX	1.50	25	7.0	1.24	1.10 - 1.13	1.025	1.045	17.90
00987	S 1.30 x 0.300 / 3GX	1.50	25	8.0	1.34	1.15 - 1.18	1.085	1.105	17.90
00988	S 1.40 x 0.300 / 3GX	2.00	30	8.5	1.44	1.25 - 1.28	1.185	1.205	19.00
00989	S 1.50 x 0.300 / 3GX	2.00	30	10.0	1.54	1.35 - 1.38	1.285	1.305	19.00
00990	M 1.60 x 0.350 / 3GX	2.00	30	10.0	1.64	1.45 - 1.48	1.221	0+100	19.00
00991	M 1.70 x 0.350 / 3GX	2.00	30	10.0	1.74	1.55 - 1.58	1.321	0+100	19.00
00992	M 1.80 x 0.350 / 3GX	2.00	30	10.0	1.84	1.65 - 1.68	1.421	0+100	19.00
00993	M 2.00 x 0.400 / 3GX	3.00	35	13.0	2.07	1.80 - 1.83	1.567	0+112	21.90
00994	M 2.20 x 0.450 / 3GX	3.00	35	13.0	2.28	2.00 - 2.03	1.713	0+125	21.90
00995	M 2.30 x 0.400 / 3GX	3.00	35	13.0	2.37	2.10 - 2.13	1.367	0+100	21.90
00996	M 2.50 x 0.450 / 3GX	3.00	40	15.0	2.57	2.30 - 2.33	2.013	0+125	21.90
00997	M 2.60 x 0.450 / 3GX	3.00	40	15.0	2.67	2.40 - 2.43	2.113	0+125	21.90
00998	M 3.00 x 0.500 / 3GX	4.00	40	16.0	3.09	2.75 - 2.78	2.459	0+140	21.90

Conditions of sale: Discount or increase vary depending on the quantity and the shaft diameter of identical item per order.

	1.00 - 2.00	3.00	4.00	5.00 - 6.00	condition (%)
Quantity (pieces)	1 - 19	1 - 9	1 - 4	1	+ 30
	20 - 99	10 - 49	5 - 24	2 - 9	net
	100 - 199	50 - 99	25 - 49	10 - 19	- 20
	200 and more	100 and more	50 and more	20 and more	- 30



Schurch Asco SA



Partenaire et Savoir-faire

AV. DU 1ER MARS 33, CP 3052
CH-2001 NEUCHÂTEL
SWITZERLAND

PHONE : +41 32 724 3434

FAX : +41 32 724 3436

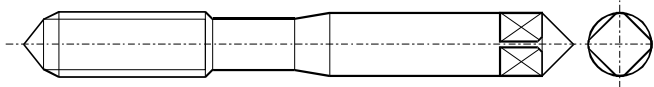
EMAIL : INFO@SCHURCH-ASCO.COM

WEB : WWW.SCHURCH-ASCO.COM

Push away Tap HI-ROLL

TYPE : NRT-OX

TYPE : W396046.9 HSS



Helical Polygon Profile

Surface treatment .9 = OX = steam

(on request B = without treatment)

Tolerance: 4HX / 5HX / 6HX / RH2 / RH3

Inlet length: 1.5 threads / NRT-OX 2.5X

Recommended for:


AUTOMATON STEEL	500 N/MM2	VC 16/20	M/MIN.
STAINLESS STEEL	850 N/MM2	VC 5/8	M/MIN.

REF.	Ø NOMINAL	Ø SHAFT	L TOTAL	L USEFUL	Ø DRILLING	PRICE
02269	M 0.50 X 0.125 / 4HX	1.5	20	2.0	0.43 - 0.44	67.50
02270	M 0.60 X 0.150 / 4HX	1.5	20	2.0	0.52 - 0.54	34.50
02271	M 0.70 X 0.175 / RH2 / NRT	3.0	30	2.2	0.60	33.90
02272	M 0.80 X 0.200 / 4HX	1.5	20	2.6	0.70 - 0.72	28.00
02273	M 0.90 X 0.225 / RH2 / NRT	3.0	30	3.0	0.80	24.80
02274	M 1.00 X 0.250 / RH3 / NRT	3.0	30	6.0	0.88	21.60
02275	M 1.20 X 0.250 / 5HX	3.0	32	6.0	1.09 - 1.11	19.70
02276	M 1.40 X 0.300 / 5HX	3.0	34	6.5	1.27 - 1.29	18.00
02277	M 1.60 X 0.350 / 6HX	3.0	36	7.0	1.45 - 1.47	17.50
02278	M 1.70 X 0.350 / 6HX	3.0	36	8.0	1.55 - 1.57	19.10
02279	M 1.80 X 0.350 / 6HX	3.0	36	8.0	1.65 - 1.67	19.10
02280	M 2.00 X 0.400 / 6HX	3.0	40	9.0	1.82 - 1.84	15.80
02283	M 2.50 X 0.450 / 6HX	3.0	44	11.0	2.31 - 2.34	13.80
02285	M 3.00 X 0.500 / 6HX	4.0	46	18.0	2.78 - 2.81	17.00

Conditions of sale: Discount of 5% for 10 identical items.

22 Screw-plates and Taps

May 2024



Machine micro-Tap

1712 R


Monoblock carbide

Threading according to NIHS

Shaft tolerance: h6

Recommended for non ferrous materials easy to manufacture.

Traversing holes and blind with three right grooves.



REF.	TOLERANCE	NIHS	PITCH	Ø SHAFT	L TOTAL	L USEFUL	GROOVES	Ø DRILLING		PRICE
								STEEL	BRASS	
09961	NIHS-3G	S 0.30	0.080	1.5	30	1.00	3	0.240	0.230	56.90
09962	NIHS-3G	S 0.35	0.090	1.5	30	1.50	3	0.280	0.280	56.90
09963	NIHS-3G	S 0.40	0.100	1.5	30	2.0	3	0.330	0.320	56.90
09964	NIHS-3G +	S 0.40	0.100	1.5	30	2.50	3	0.330	0.320	56.90
09965	NIHS-3G	S 0.50	0.125	1.5	30	2.50	3	0.430	0.400	54.30
09966	NIHS-3G +	S 0.50	0.125	1.5	30	3.50	3	0.430	0.400	54.30
09967	NIHS-3G	S 0.60	0.150	1.5	30	3.00	3	0.510	0.490	51.60
09968	NIHS-3G +	S 0.60	0.150	1.5	30	4.00	3	0.510	0.490	51.60
09969	NIHS-3G	S 0.70	0.175	1.5	30	3.00	3	0.590	0.570	48.90
09970	NIHS-3G +	S 0.70	0.175	1.5	30	4.00	3	0.590	0.570	48.90
09972	NIHS-3G	S 0.80	0.200	1.5	30	3.50	3	0.670	0.650	48.90
09973	NIHS-3G +	S 0.80	0.200	1.5	30	4.00	3	0.670	0.650	48.90
09975	NIHS-3G	S 0.90	0.225	1.5	30	4.00	3	0.750	0.730	48.90
09976	NIHS-3G +	S 0.90	0.225	1.5	30	4.00	3	0.750	0.730	48.90
09978	NIHS-3G	S 1.00	0.250	1.5	30	4.00	3	0.830	0.810	48.90
09979	NIHS-3G +	S 1.00	0.250	1.5	30	4.00	3	0.830	0.810	48.90
09981	NIHS-3G	S 1.20	0.250	1.5	30	5.00	3	1.030	1.010	48.90
09984	NIHS-3G	S 1.40	0.300	1.5	30	5.00	3	1.190	1.170	48.90
09986	ISO2 6H	M 1.50	0.300	2.0	38	6.00	3	1.280	1.260	51.60
09987	ISO2 6H	M 2.00	0.400	2.5	43	11.00	3	1.680	1.650	54.30

Conditions of sale: Discount by quantity:

5% for 10 identical pieces
10% for 30 identical pieces
15% for 50 identical pieces



Schurch Asco SA



Partenaire et Savoir-faire



AV. DU 1ER MARS 33, CP 3052
CH-2001 NEUCHÂTEL
SWITZERLAND

PHONE : +41 32 724 3434

FAX : +41 32 724 3436

EMAIL : INFO@SCHURCH-ASCO.COM

WEB : WWW.SCHURCH-ASCO.COM

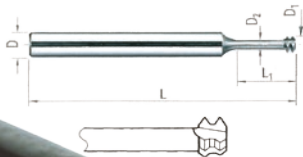



Whirling Milling-Cutter Partial profile

1739 Z1, CARBIDE

For stainless steel, A 61 brass, soft brass (not suitable for normal brass), copper, silver, aluminium, gold, etc.
Shaft diameter: 3 mm
Length L = 38 mm
Core tolerance = h6

REF.	Ø THREADING	PITCH	Ø DRILLING	D1	D ^{H5}	L1	L	D2	PRICE
16140	S 0.30	0.080	0.23	0.21	3	0.70	38	0.12	62.20
16141	S 0.40	0.100	0.32	0.29	3	0.90	38	0.18	62.20
16142	S 0.50	0.125	0.40	0.37	3	1.20	38	0.23	62.20
16143	S 0.60	0.150	0.48	0.44	3	1.50	38	0.27	62.20
16144	S 0.70	0.175	0.56	0.52	3	1.80	38	0.32	56.70
16145	S 0.80	0.200	0.64	0.59	3	2.00	38	0.36	56.70
16146	S 0.90	0.225	0.72	0.67	3	2.20	38	0.41	56.70
16147	S 1.00	0.250	0.80	0.74	3	2.40	38	0.46	56.70
16148	S 1.20	0.250	1.00	0.94	3	3.00	38	0.66	56.70
16149	S 1.40	0.300	1.15	1.08	3	3.30	38	0.74	56.70




Whirling Milling-Cutter Full profile

1730-2D Z3, MD

For stainless steel, A 61 brass, soft brass (not suitable for normal brass), copper, silver, aluminium, gold, etc.
Shaft diameter: 3 mm
Length L = 38 mm
Core tolerance = h6

Ref.	Ø threading	PITCH	D1	D ^{H5}	L1	L	D2	PRICE
16150	M 0.90	0.225	0.64	3	2.10	38	0.29	89.40
16151	M 1.00	0.25	0.73	3	2.30	38	0.32	86.40
16152	M 1.20	0.25	0.92	3	2.80	38	0.51	86.40
16153	M 1.40	0.30	1.05	3	3.20	38	0.58	83.60
16154	M 1.60	0.35	1.21	3	3.70	38	0.64	83.60
16155	M 1.80	0.35	1.41	3	4.10	38	0.84	83.60
16156	M 2.00	0.40	1.55	3	4.60	38	1.10	81.60
16157	M 2.20	0.45	1.72	3	5.10	38	0.96	87.30
16158	M 2.50	0.45	2.00	3	5.80	38	1.26	87.30
16159	M 1.80	0.20	1.41	3	4.10	38	1.23	83.60
16160	M 2.20	0.20	1.72	3	5.10	38	1.63	87.30
16161	M 2.50	0.25	2.00	3	5.80	38	1.75	87.30
16162	M 2.50	0.35	2.00	3	5.80	38	1.52	87.30

Conditions of sale: Discount or increase vary depending on the quantity and the shaft diameter of identical item per order.



GAUGE MAXI	GAUGE MINI	Ø NOMINAL	PITCH	Ø SHAFT	PRICE
17620	17600	S 0.30 NT	0.080	4.50	70.00
17621	17601	S 0.35 NT	0.090	4.50	70.00
17622	17602	S 0.40 NT	0.100	4.50	70.00
17623	17603	S 0.50 NT	0.125	4.50	70.00
17624	17604	S 0.60 NT	0.150	4.50	70.00
17625	17605	S 0.70 NT	0.175	4.50	70.00
17626	17606	S 0.80 NT	0.200	4.50	70.00
17627	17607	S 0.90 NT	0.225	4.50	70.00
17628	17608	S 1.00 NT	0.250	4.50	70.00
17629	17609	S 1.10 NT	0.250	4.50	70.00
17630	17610	S 1.20 NT	0.250	4.50	70.00
17631	17611	S 1.30 NT	0.300	4.50	70.00
17632	17612	S 1.40 NT	0.300	4.50	70.00

RT on request

Plug-Gauge NT / RT

*Threaded, ASCO high-speed steel
mini and maxi
with engraved coated support*

Dimension: S 0.30 to M 1.80

Tolerance: NIHS. Special tolerance on demand

maxi = does not pass = red code

mini = passes = green code

Order sample: Plug-Gauge ASCO mini S 0.8 NIHS-NT



GAUGE MAXI	GAUGE MINI	Ø NOMINAL	PITCH	Ø SHAFT	PRICE
02240	01660	S 0.30 3G	0.080	4.50	70.00
02241	01661	S 0.35 3G	0.090	4.50	70.00
02242	01662	S 0.40 3G	0.100	4.50	70.00
02243	01663	S 0.50 3G	0.125	4.50	70.00
02244	01664	S 0.60 3G	0.150	4.50	70.00
02245	01665	S 0.70 3G	0.175	4.50	70.00
02246	01666	S 0.80 3G	0.200	4.50	70.00
02247	01667	S 0.90 3G	0.225	4.50	70.00
02248	01668	S 1.00 3G	0.250	4.50	70.00
02249	01669	S 1.10 3G	0.250	4.50	70.00
02250	01670	S 1.20 3G	0.250	4.50	70.00
02251	01671	S 1.30 3G	0.300	4.50	70.00
02252	01672	S 1.40 3G	0.300	4.50	70.00
02253	01673	S 1.50 3G	0.300	4.50	70.00
02254	01674	M 1.60 6H	0.350	4.50	81.00
02255	01675	M 1.70 6H	0.350	4.50	81.00
02256	01676	M 1.80 6H	0.350	4.50	81.00

4H on request

Plug-Gauge (S)

*Threaded, ASCO high-speed steel
mini and maxi (according to NIHS) 3G / 4H
with engraved coated support*


Dimension: S 0.30 to M 1.80

Tolerance: NIHS. Special tolerance on demand

maxi = does not pass = red code

mini = passes = green code

Order sample: Plug-Gauge ASCO mini S 0.9 NIHS-3G





Schurch Asco SA



Partenaire et Savoir-faire

AV. DU 1ER MARS 33, CP 3052
CH-2001 NEUCHÂTEL
SWITZERLAND

PHONE : +41 32 724 3434

FAX : +41 32 724 3436

EMAIL : INFO@SCHURCH-ASCO.COM

WEB : WWW.SCHURCH-ASCO.COM

Gauge maxi H5	Gauge maxi H6	For Ø	Ø _{shaft}	PRICE
16400	16426	S 0.30 3G	4.50	39.00
16401	16427	S 0.35 3G	4.50	
16402	16414	S 0.40 3G	4.50	
16403	16415	S 0.50 3G	4.50	
16404	16416	S 0.60 3G	4.50	
16405	16417	S 0.70 3G	4.50	
16406	16418	S 0.80 3G	4.50	
16407	16419	S 0.90 3G	4.50	
16408	16420	S 1.00 3G	4.50	
16409	16421	S 1.10 3G	4.50	
16410	16422	S 1.20 3G	4.50	29.80
16411	16423	S 1.30 3G	4.50	
16412	16424	S 1.40 3G	4.50	
16413	16425	S 1.50 3G	4.50	

Plug-Gauge
Smooth, ASCO high-speed steel
maxi (according to NIHS)
for inspection of the core
H5 brass / H6 steel

Dimension: S 0.30 to S 1.50

Tolerance : NIHS. Special tolerance on demand

Order example:

10 gauges ASCO maxi S 0.8 red code H5



Plug-Gauge

Threaded

mini and maxi, NIHS

FRAISA, CARBIDE

Dimension: S 0.30 à S 1.00

Tolerance : NIHS. Special tolerance on demand

Measure control report on demand.

mini = passes = no code

maxi = does not pass = red code

Order example: 10 gauges FRAISA mini S 0.8 3G



Delivery including a certificate of the precision of the gauges with a protocol of the performed measures is invoiced with a supplement of **Fr. 27.50**.



Without specification in the order, the gauge is delivered without attestation

Gauge maxi	Gauge mini	Ø _{nominal}	PITCH	Ø _{shaft}	PRICE
16700	16720	S 0.30 3G	0.080	3.00	79.00
16701	16721	S 0.35 3G	0.090	3.00	79.00
16702	16722	S 0.40 3G	0.100	3.00	79.00
16703	16723	S 0.50 3G	0.125	3.00	79.00
16704	16724	S 0.60 3G	0.150	3.00	79.00
16705	16725	S 0.70 3G	0.175	3.00	79.00
16706	16726	S 0.80 3G	0.200	3.00	79.00
16707	16727	S 0.90 3G	0.225	3.00	79.00
16708	16728	S 1.00 3G	0.250	3.00	79.00
16729	Control of a gauge after use including the certificate				44.00

Conditions of sale: Discount: 10 % per order of 10 identical pieces

26 Screw-plates and Taps

August 2018



Ref.	Ø nominal	D	H	TYPE	PRICE
16641	0.35	6	2	N6	46.05
16642	0.40	6	2	N6	46.05
16643	0.50	6	3	N6	46.05
16644	0.60	6	3	N6	41.70
16645	0.70	6	3	N6	41.70
16646	0.80	8	5	N8	38.65
16647	0.90	8	5	N8	38.65
16648	1.00	8	5	N8	38.65
16649	1.10	8	5	N8	38.65
16650	1.20	8	5	N8	38.65
16651	1.30	8/10	6	N8	47.45
16652	1.40	8/10	6	N8	47.45
16653	1.50	8/10	6	N8	47.45
16654	1.60	12	6	N12	59.25
16655	1.70	12	6	N12	59.25
16656	1.80	12	6	N12	59.25
16657	2.00	12	6	N12	59.25
16658	2.20	12/16	8	N12	69.45
16659	2.50	12/16	8	N12	69.45
16660	2.60	12/16	8	N12	69.45
16661	PM 3.00	12/16	8	N12	69.45
16662	3.00	22	11	F8	99.05
16663	3.50	22	11	F8	99.05
16664	4.00	22	11	F8	99.05
16665	5.00	25	13	F8	125.60
16666	6.00	30	16	V10 / F10	140.45

Roll Screw-plate not adjustable

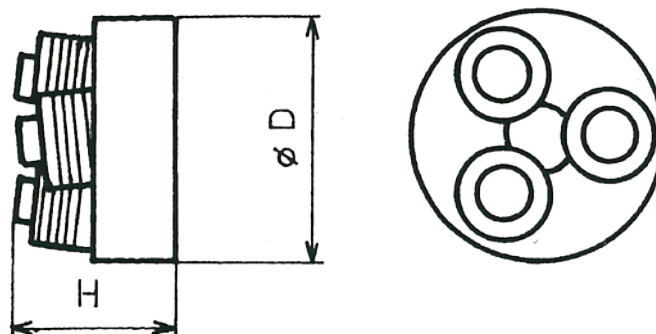
HSS 5h3 steel roll Screw-plate for the rolling of screws and shafts.

External diameter is established by the turning diameter.

Screw-plates are available per 10 µ.

Example: diameter 0.80, 0.79, 0.78, 0.77

For diameters different from the ones in the table, please specify it in your order.



Conditions of sale: Discount: 3 % per order of 20 to 49 identical pieces.
5 % per order of 50 to 99 identical pieces.
8 % per order of 100 or more identical pieces.



Schurch Asco SA



Partenaire et Savoir-faire

AV. DU 1ER MARS 33, CP 3052
CH-2001 NEUCHÂTEL
SWITZERLAND

PHONE : +41 32 724 3434
FAX : +41 32 724 3436
EMAIL : INFO@SCHURCH-ASCO.COM
WEB : WWW.SCHURCH-ASCO.COM

Roll adjustable Screw-plate

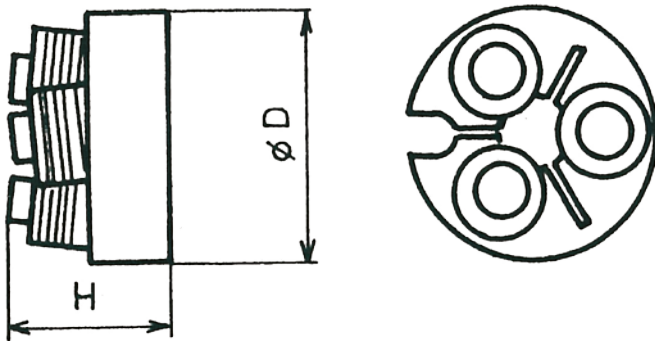
HSS 5h3 steel roll Screw-plate economical and recommended for small series.

External diameter is established by the turning diameter.

Screw-plates are available per 10 μ .

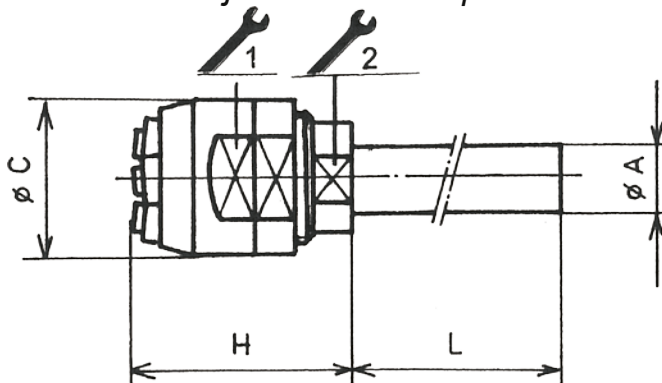
Example : diameter 0.80, 0.79, 0.78, 0.77

For diameters different from the ones in the table, please specify it in your order.



Ref.	Ø nominal	D	H	TYPE	PRICE
16600	0.60	8.00	3.00	R8	51.20
16601	0.70	8.00	3.00	R8	51.20
16602	0.80	8.00	5.00	R8	46.90
16603	0.90	8.00	5.00	R8	46.90
16604	1.00	10.00	5.00	R10	46.90
16605	1.10	10.00	5.00	R10	46.90
16606	1.20	10.00	5.00	R10	46.90
16607	1.30	10.00	6.00	R10	58.50
16608	1.40	10.00	6.00	R10	58.50
16609	1.50	10.00	6.00	R10	58.50
16610	1.60	14.00	6.00	R14	71.00
16611	1.70	14.00	6.00	R14	71.00
16612	1.80	14.00	6.00	R14	71.00
16613	2.00	14.00	6.00	R14	71.00
16614	2.20	16.00	8.00	R16	85.40
16615	2.50	16.00	8.00	R16	85.40
16616	2.60	16.00	8.00	R16	85.40
16617	PM 3.00	16.00	8.00	R16	85.40
16618	3.00	25.00	11.00	R25	121.00
16619	3.50	25.00	12.00	R25	121.00
16620	4.00	25.00	12.00	R25	121.00
16621	4.50	25.00	12.00	R25	151.00
16622	5.00	27.00	13.00	R27	151.00
16623	6.00	32.00	16.00	R32	169.20
16624	8.00	35.00	20.00	R35	313.55

Adjustable Die-holder for adjustable Screw-plate



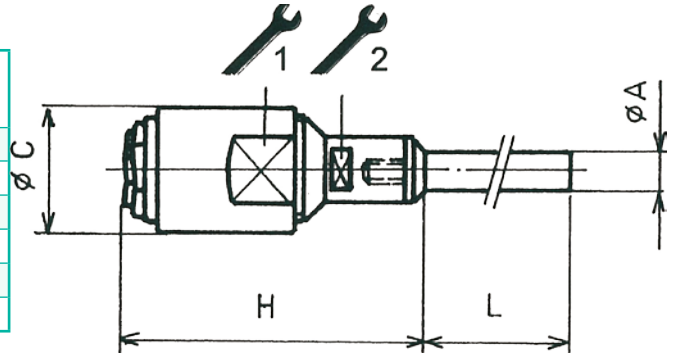
Ref.	L	H _{max}	C	1	2	TYPE	PRICE
16625	55	21	13.0	11	5.5	R8	93.95
16626	55	22	15.0	13	9	R10	93.95
16627	55	22	16.5	15	9	R12	93.95
16628	55	22	19.0	17	9	R14	93.95
16629	55	24	22.0	19	13	R16	93.95
16630	55	28	26.0	22	15	R18	93.95
16631	55	32	32.0	8025	17	R25	153.60
16632	55	33	35.0	8027	19	R27	153.60
16633	55	37	40.0	8032	22	R32	153.60
16634	55	42	45.0	8035	27	R35	184.80

Conditions of sale: Discount: 3 % per order of 20 to 49 identical pieces.
5 % per order of 50 to 99 identical pieces.
8 % per order of 100 or more identical pieces..



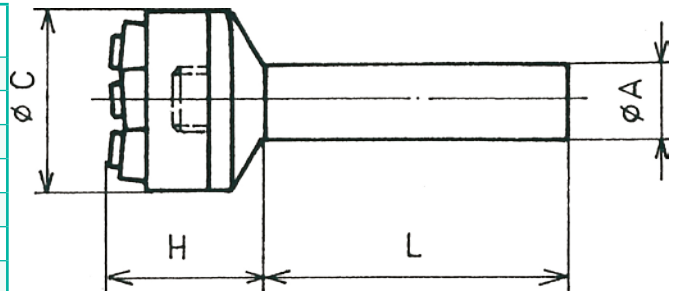
Non adjustable Die-holder for non adjustable Screw-plate

Ref.	L	H _{max}	C	1	2	TYPE	Ø _A	PRICE
16667	53	24	12	9	5.5	N6-3		79.75
16668	53	24	12	9	5.5	N6-5		79.75
16669	53	27	12	9	5.5	N8-3		79.75
16670	53	27	12	9	5.5	N8-5		79.75
16671	46	33	14	12	7.5	N12-3		93.95
16672	46	33	14	12	7.5	N12-5		93.95



Non adjustable Die-holder for non adjustable Screw-plate

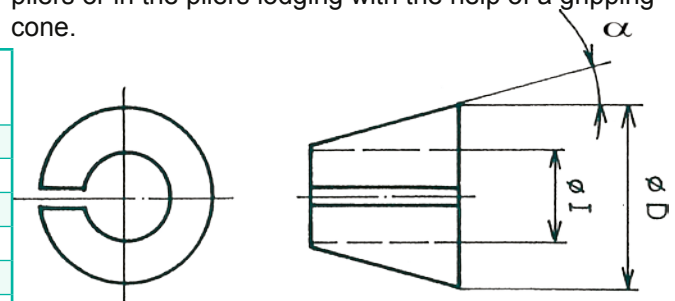
Ref.	L	H _{max}	C	TYPE	Ø _A	PRICE
16673	30	37	14	F8-5		54.10
16674	15	18	14	F8-6		54.10
16675	30	18	14	F8-7		54.10
16676	50	18	14	F8-8		54.10
16677	60	39	29	V10-8		82.60
16678	70	39	29	V10-10		82.60
16679	30	25	29	V10-14		82.60



Cones for Die-holder

The assembling on the machine is made with gripping pliers or in the pliers lodging with the help of a gripping cone.

Ref.	D	I	α°	TYPE	Ø _A	PRICE
16680	10.7	7	15	CPF7		45.80
16681	12.0	7	16	CPF7-12		45.80
16682	12.0	8	16	CPF8		45.80
16683	15.5	10	20	CPF10		45.80
16684	18.0	12	16	CPF12		45.80
16685	18.0	14	16	CPF14		98.70
16686	22.0	16	16	CPF16		98.70



Conditions of sale: Discount: 3 % per order of 20 to 49 identical pieces.
5 % per order of 50 to 99 identical pieces.
8 % per order of 100 or more identical pieces.



Schurch Asco SA



Partenaire et Savoir-faire

AV. DU 1ER MARS 33, CP 3052
CH-2001 NEUCHÂTEL
SWITZERLAND

PHONE : +41 32 724 3434

FAX : +41 32 724 3436

EMAIL : INFO@SCHURCH-ASCO.COM

WEB : WWW.SCHURCH-ASCO.COM



Screw-plate ASCO

for horology and equipment

Tool steel

For the repairing of damaged screws.

Ref.	Ø nominal	PITCH	Ø external	Ø external shaft		PRICE
				MINI	MAXI	
16003	S 0.40	0.100	8.00	0.382	0.400	33.00
16005	S 0.50	0.125	8.00	0.480	0.500	33.00
16019	S 1.30	0.300	8.00	1.265	1.300	33.00
16021	S 1.50	0.300	8.00	1.460	1.500	33.00
16022	M 1.60	0.350	8.00	1.496	1.581	33.00
16023	M 1.70	0.350	8.00	1.596	1.681	33.00
16024	M 1.80	0.350	8.00	1.696	1.781	33.00
16025	M 2.00	0.400	8.00	1.886	1.981	33.00



Screw-plate ASCO HSS

DIN 13/50°/1.8


These screw-plates are presplit and the closed execution enable an always accurate repetition.

Ref.	Ø nominal	PITCH	Ø external	THICKNESS	TOLERANCE	PRICE
17535	M 1.00 6h	0.25	16	5	6h	62.40
17536	M 1.10 6h	0.25	16	5	6h	59.30
17537	M 1.20 6h	0.25	16	5	6h	59.30
17538	M 1.40 6h	0.30	16	5	6h	59.30
17539	M 1.60 6g	0.35	16	5	6g	56.70
17540	M 1.70 6g	0.35	16	5	6g	56.70
17541	M 1.80 6g	0.35	16	5	6g	56.20
17542	M 2.00 6g	0.40	16	5	6g	39.20
17543	M 2.20 6g	0.45	16	5	6g	39.20
17544	M 2.30 6g	0.40	16	5	6g	39.20
17545	M 2.50 6g	0.45	16	5	6g	39.20
17546	M 2.60 6g	0.45	16	5	6g	45.80
17547	M 3.00 6g	0.50	20	5	6g	33.00
17548	M 3.50 6g	0.60	20	5	6g	45.80
17549	M 4.00 6g	0.70	20	7	6g	33.00
17550	M 5.00 6g	0.80	20	7	6g	33.00
17551	M 6.00 6g	1.00	20	7	6g	38.50

Conditions of sale: Net prices.


30 Screw-plates and Taps

May 2023



Gauge support N° 1

These supports are not compatible with the plug-gauges above.



Ref.	Ø	PRICE
00562	1.00 → 2.00	19.30

Threaded Ring-Gauge ASCO HSS

go / no go (according to NIHS) 5h / 4g
with engraved coated support

Dimension: S 0.30 to S 1.80

Special tolerance on demand

One gauge set per article, mini and maxi.



Ref.	Ø nominal	TOLERANCE	PITCH	Ø shaft	PRICE
02300	S 0.30	NIHS 5h	0.080	4.50	237.00
02301	S 0.35	NIHS 5h	0.090	4.50	237.00
02302	S 0.40	NIHS 5h	0.100	4.50	237.00
02303	S 0.50	NIHS 5h	0.125	4.50	237.00
02304	S 0.60	NIHS 5h	0.150	4.50	237.00
02305	S 0.70	NIHS 5h	0.175	4.50	237.00
02306	S 0.80	NIHS 5h	0.200	4.50	237.00
02307	S 0.90	NIHS 5h	0.225	4.50	237.00
02308	S 1.00	NIHS 5h	0.250	4.50	237.00
02309	S 1.10	NIHS 5h	0.250	4.50	237.00
02310	S 1.20	NIHS 5h	0.250	4.50	237.00
02311	S 1.30	NIHS 5h	0.300	4.50	237.00
02312	S 1.40	NIHS 5h	0.300	4.50	237.00
02313	S 1.50	NIHS 5h	0.300	4.50	237.00
02314	M 1.60	NIHS 6g	0.350	4.50	270.00
02315	M 1.70	NIHS 6g	0.350	4.50	270.00
02316	M 1.80	NIHS 6g	0.350	4.50	270.00

Conditions of sale: Net prices

April 2022

Screw-plates and Taps 31



Schurch Asco SA



Partenaire et Savoir-faire

AV. DU 1ER MARS 33, CP 3052
CH-2001 NEUCHÂTEL
SWITZERLAND

PHONE : +41 32 724 3434
FAX : +41 32 724 3436
EMAIL : INFO@SCHURCH-ASCO.COM
WEB : WWW.SCHURCH-ASCO.COM

2. CUTTING TOOLS

Horology Drill

HSS



YAMAMOTO MICRO DRILL

For materials generating long and short chips.

Ref.	Ø drilling	l total	l useful	Ø shaft	PRICE
Tolerance: Ø _{drilling} = + 0 / - 0.005					
00010	0.10	19	0.6	1.0	6.90
00011	0.11	19	0.7	1.0	6.90
00012	0.12	19	0.7	1.0	6.90
00013	0.13	19	0.9	1.0	5.75
00014	0.14	19	1.0	1.0	5.75
00015	0.15	19	1.0	1.0	5.75
00016	0.16	20	1.1	1.0	5.05
00017	0.17	20	1.1	1.0	5.05
00018	0.18	20	1.2	1.0	5.05
00019	0.19	20	1.2	1.0	5.05
00020	0.20	20	1.4	1.0	4.55
00021	0.21	20	1.4	1.0	4.75
00022	0.22	20	1.6	1.0	4.75
00023	0.23	20	1.6	1.0	4.75
00024	0.24	20	1.6	1.0	4.75
00025	0.25	20	1.8	1.0	4.75
00026	0.26	20	2.0	1.0	4.75
00027	0.27	20	2.0	1.0	4.75
00028	0.28	20	2.0	1.0	4.75
00029	0.29	20	2.2	1.0	4.75
00030	0.30	20	2.2	1.0	4.40
00031	0.31	21	2.2	1.0	4.60
00032	0.32	21	2.2	1.0	4.60
00033	0.33	21	2.2	1.0	4.60
00034	0.34	21	2.2	1.0	4.60
00035	0.35	21	2.5	1.0	4.60
00036	0.36	21	2.5	1.0	4.60
00037	0.37	21	2.5	1.0	4.60
00038	0.38	21	2.5	1.0	4.60
00039	0.39	21	2.8	1.0	4.60

Ref.	Ø drilling	l total	l useful	Ø shaft	PRICE
Tolerance: Ø _{drilling} = + 0 / - 0.005					
00040	0.40	21	2.8	1.0	4.10
00041	0.41	21	2.8	1.0	4.25
00042	0.42	21	2.8	1.0	4.25
00043	0.43	21	3.2	1.0	4.25
00044	0.44	21	3.2	1.0	4.25
00045	0.45	21	3.2	1.0	4.25
00046	0.46	21	3.2	1.0	4.25
00047	0.47	21	3.2	1.0	4.25
00048	0.48	21	3.2	1.0	4.25
00049	0.49	22	3.6	1.0	4.25
00050	0.50	22	3.6	1.0	4.10
00051	0.51	22	3.6	1.0	4.25
00052	0.52	22	3.6	1.0	4.25
00053	0.53	22	3.6	1.0	4.25
00054	0.54	22	4.0	1.0	4.25
00055	0.55	22	4.0	1.0	4.25
00056	0.56	22	4.0	1.0	4.25
00057	0.57	22	4.0	1.0	4.25
00058	0.58	22	4.0	1.0	4.25
00059	0.59	22	4.0	1.0	4.25
00060	0.60	22	4.0	1.0	4.10
00061	0.61	23	4.5	1.0	4.25
00062	0.62	23	4.5	1.0	4.25
00063	0.63	23	4.5	1.0	4.25
00064	0.64	23	4.5	1.0	4.25
00065	0.65	23	4.5	1.0	4.25
00066	0.66	23	4.5	1.0	4.25
00067	0.67	23	4.5	1.0	4.25
00068	0.68	24	5.0	1.0	4.25
00069	0.69	24	5.0	1.0	4.25

Conditions of sale: 10% discount per order of 100 identical pieces



Horology drill

HSS

YAMAMOTO MICRO DRILL



For materials generating long and short chips.

Ref.	Ø drilling	l total	l useful	Ø shaft	PRICE
Tolerance: Ø _{drilling} = + 0 / - 0.005					
00070	0.70	24	5.0	1.0	4.10
00071	0.71	24	5.0	1.0	4.25
00072	0.72	24	5.0	1.0	4.25
00073	0.73	24	5.0	1.0	4.25
00074	0.74	25	5.6	1.0	4.25
00075	0.75	25	5.6	1.0	4.25
Tolerance: Ø _{drilling} = + 0 / - 0.006					
00076	0.76	25	5.6	1.5	4.55
00077	0.77	25	5.6	1.5	4.55
00078	0.78	25	5.6	1.5	4.55
00079	0.79	25	5.6	1.5	4.55
00080	0.80	25	5.6	1.5	4.40
00081	0.81	25	5.6	1.5	4.55
00082	0.82	25	5.6	1.5	4.55
00083	0.83	25	5.6	1.5	4.55
00084	0.84	25	5.6	1.5	4.55
00085	0.85	25	5.6	1.5	4.55
00086	0.86	25	6.3	1.5	4.55
00087	0.87	25	6.3	1.5	4.55
00088	0.88	25	6.3	1.5	4.55
00089	0.89	25	6.3	1.5	4.55
00090	0.90	25	6.3	1.5	4.25
00091	0.91	25	6.3	1.5	4.55
00092	0.92	25	6.3	1.5	4.55
00093	0.93	25	6.3	1.5	4.55
00094	0.94	25	6.3	1.5	4.55
00095	0.95	25	6.3	1.5	4.55
00096	0.96	25	7.1	1.5	4.55
00097	0.97	25	7.1	1.5	4.55
00098	0.98	25	7.1	1.5	4.55
00099	0.99	25	7.1	1.5	4.55

Ref.	Ø drilling	l total	l useful	Ø shaft	PRICE
Tolerance: Ø _{drilling} = + 0 / - 0.006					
00100	1.00	25	7.1	1.5	4.25
00101	1.01	25	7.1	1.5	4.55
00102	1.02	25	7.1	1.5	4.55
00103	1.03	25	7.1	1.5	4.55
00104	1.04	25	7.1	1.5	4.55
00105	1.05	25	7.1	1.5	4.55
00106	1.06	25	7.1	1.5	4.55
00107	1.07	26	8.0	1.5	4.55
00108	1.08	26	8.0	1.5	4.55
00109	1.09	26	8.0	1.5	4.55
00110	1.10	26	8.0	1.5	4.25
00111	1.11	26	8.0	1.5	4.55
00112	1.12	26	8.0	1.5	4.55
00113	1.13	26	8.0	1.5	4.55
00114	1.14	26	8.0	1.5	4.55
00115	1.15	26	8.0	1.5	4.55
00116	1.16	26	8.0	1.5	4.55
00117	1.17	26	8.0	1.5	4.55
00118	1.18	26	8.0	1.5	4.55
00119	1.19	27	9.0	1.5	4.55
00120	1.20	27	9.0	1.5	4.25
00121	1.21	27	9.0	1.5	4.55
00122	1.22	27	9.0	1.5	4.55
00123	1.23	27	9.0	1.5	4.55
00124	1.24	27	9.0	1.5	4.55
00125	1.25	27	9.0	1.5	4.55
00130	1.30	27	9.0	1.5	4.25
Tolerance: Ø _{drilling} = + 0 / - 0.008					
00135	1.35	28	10.0	2.0	5.05
00140	1.40	28	10.0	2.0	4.85
00145	1.45	28	10.0	2.0	5.05
00150	1.50	28	10.0	2.0	4.85

Conditions of sale: 10% discount per order of 100 identical pieces



Schurch Asco SA



Partenaire et Savoir-faire

AV. DU 1ER MARS 33, CP 3052
CH-2001 NEUCHÂTEL
SWITZERLAND

PHONE : +41 32 724 3434
FAX : +41 32 724 3436
EMAIL : INFO@SCHURCH-ASCO.COM
WEB : WWW.SCHURCH-ASCO.COM

Horology Drill

Right cutting, 24° helix, 118° point

Carbide

1131 R



For materials generating long and short chips.

Ref.	Ø drilling	l total	l useful	Ø shaft	PRICE
		Tolerance: Ø _{drilling} = + 0 / - 0.004		Ø _{shaft} = h6	
08010	0.10	30	0.7	1.0	15.50
08011	0.11	30	0.7	1.0	15.00
08012	0.12	30	0.7	1.0	15.00
08013	0.13	30	0.7	1.0	15.00
08014	0.14	30	0.7	1.0	15.00
08015	0.15	30	1.0	1.0	13.60
08016	0.16	30	1.0	1.0	14.60
08017	0.17	30	1.0	1.0	14.60
08018	0.18	30	1.0	1.0	14.60
08019	0.19	30	1.0	1.0	14.60
08020	0.20	30	1.0	1.0	11.20
08021	0.21	30	1.0	1.0	13.10
08022	0.22	30	1.0	1.0	13.10
08023	0.23	30	1.0	1.0	13.10
08024	0.24	30	1.0	1.0	13.10
08025	0.25	30	1.0	1.0	11.20
08026	0.26	30	1.0	1.0	13.10
08027	0.27	30	1.0	1.0	13.10
08028	0.28	30	1.0	1.0	13.10
08029	0.29	30	1.0	1.0	13.10
08030	0.30	30	1.5	1.0	11.30
08031	0.31	30	1.5	1.0	13.10
08032	0.32	30	1.5	1.0	13.10
08033	0.33	30	1.5	1.0	13.10
08034	0.34	30	1.5	1.0	13.10
08035	0.35	30	1.5	1.0	10.10
08036	0.36	30	1.5	1.0	13.10
08037	0.37	30	1.5	1.0	13.10
08038	0.38	30	1.5	1.0	13.10
08039	0.39	30	1.5	1.0	13.10

Ref.	Ø drilling	l total	l useful	Ø shaft	PRICE
		Tolerance: Ø _{drilling} = + 0 / - 0.004		Ø _{shaft} = h6	
08040	0.40	30	2.0	1	10.10
08041	0.41	30	2.0	1	13.10
08042	0.42	30	2.0	1	13.10
08043	0.43	30	2.0	1	13.10
08044	0.44	30	2.0	1	13.10
08045	0.45	30	3.6	1	9.10
08046	0.46	30	3.6	1	13.10
08047	0.47	30	3.6	1	13.10
08048	0.48	30	3.6	1	13.10
08049	0.49	30	4.0	1	13.10
08050	0.50	30	4.0	1	9.10
08051	0.51	30	4.0	1	13.10
08052	0.52	30	4.0	1	13.10
08053	0.53	30	4.0	1	13.10
08054	0.54	30	4.5	1	13.10
08055	0.55	30	4.5	1	9.10
08056	0.56	30	4.5	1	13.10
08057	0.57	30	4.5	1	13.10
08058	0.58	30	4.5	1	13.10
08059	0.59	30	4.5	1	13.10
08060	0.60	30	4.5	1	9.10
08061	0.61	30	5.0	1	13.10
08062	0.62	30	5.0	1	13.10
08063	0.63	30	5.0	1	13.10
08064	0.64	30	5.0	1	13.10
08065	0.65	30	5.0	1	9.10
08066	0.66	30	5.0	1	13.10
08067	0.67	30	5.0	1	13.10
08068	0.68	30	5.6	1	13.10
08069	0.69	30	5.6	1	13.10

Conditions of sale: Discount by quantity:
5% for 10 identical pieces
10% for 30 identical pieces
15% for 50 identical pieces



Horology Drill

Right cutting, 24° helix, 118° point

Carbide

1131 R



For materials generating long and short chips.

Ref.	Ø drilling	l total	l useful	Ø shaft	PRICE
Tolerance: Ødrilling = + 0 / - 0.004 Øshaft = h6					
08070	0.70	30	5.60	1.0	9.10
08071	0.71	30	5.60	1.0	13.10
08072	0.72	30	5.60	1.0	13.10
08073	0.73	30	5.60	1.0	13.10
08074	0.74	30	5.60	1.0	13.10
08075	0.75	30	5.60	1.0	8.70
08076	0.76	30	6.30	1.0	13.10
08077	0.77	30	6.30	1.0	13.10
08078	0.78	30	6.30	1.0	13.10
08079	0.79	30	6.30	1.0	13.10
08080	0.80	30	6.30	1.5	8.70
08081	0.81	30	6.30	1.5	14.20
08082	0.82	30	6.30	1.5	14.20
08083	0.83	30	6.30	1.5	14.20
08084	0.84	30	6.30	1.5	14.20
08085	0.85	30	6.30	1.5	8.70
08086	0.86	30	7.25	1.5	14.20
08087	0.87	30	7.25	1.5	14.20
08088	0.88	30	7.25	1.5	14.20
08089	0.89	30	7.25	1.5	14.20
08090	0.90	30	7.25	1.5	8.70
08091	0.91	30	7.25	1.5	14.20
08092	0.92	30	7.25	1.5	14.20
08093	0.93	30	7.25	1.5	14.20
08094	0.94	30	7.25	1.5	14.20
08095	0.95	30	7.25	1.5	8.70
08096	0.96	30	8.00	1.5	14.20
08097	0.97	30	8.00	1.5	14.20
08098	0.98	30	8.00	1.5	14.20
08099	0.99	30	8.00	1.5	14.20

Ref.	Ø drilling	l total	l useful	Ø shaft	PRICE
Tolerance: Ødrilling = + 0 / - 0.004 Øshaft = h6					
08100	1.00	30	9.00	1.5	12.20
08101	1.01	30	9.0	1.5	14.30
08102	1.02	30	9.0	1.5	14.30
08103	1.03	30	9.0	1.5	14.30
08104	1.04	30	9.0	1.5	14.30
08105	1.05	30	9.0	1.5	12.90
08106	1.06	30	9.0	1.5	14.30
08107	1.07	30	9.0	1.5	14.30
08108	1.08	30	9.0	1.5	14.30
08109	1.09	30	9.0	1.5	14.30
08110	1.10	30	9.0	1.5	12.20
08111	1.11	30	9.0	1.5	14.30
08112	1.12	30	9.0	1.5	14.30
08113	1.13	30	9.0	1.5	14.30
08114	1.14	30	9.0	1.5	14.30
08115	1.15	30	9.0	1.5	12.90
08116	1.16	30	9.0	1.5	14.30
08117	1.17	30	9.0	1.5	14.30
08118	1.18	30	9.0	1.5	14.30
08119	1.19	30	10.0	1.5	14.30
08120	1.20	30	10.0	1.5	12.20
08121	1.21	30	10.0	1.5	14.30
08122	1.22	30	10.0	1.5	14.30
08123	1.23	30	10.0	1.5	14.30
08124	1.24	30	10.0	1.5	14.30
08125	1.25	30	10.0	1.5	12.90
08130	1.30	30	10.0	1.5	12.20
08135	1.35	30	11.2	1.5	12.90
08140	1.40	30	11.2	1.5	12.20
08145	1.45	30	11.2	1.5	12.90
08150	1.50	38	11.2	2.0	15.70
08155	1.55	38	12.0	2.0	15.70
08160	1.60	38	12.0	2.0	15.70

Conditions of sale, discount by quantity:

- 5 % for 10 identical pieces
- 10 % for 30 identical pieces
- 15 % for 50 identical pieces



Schurch Asco SA



Partenaire et Savoir-faire

AV. DU 1ER MARS 33, CP 3052
CH-2001 NEUCHÂTEL
SWITZERLAND

PHONE : +41 32 724 3434

FAX : +41 32 724 3436

EMAIL : INFO@SCHURCH-ASCO.COM

WEB : WWW.SCHURCH-ASCO.COM

Horology Drill

Right cutting

HSSE with TIN surface

YAMAMOTO MICRO DRILL, HSSE



TIN surface lengthens life last.

Articles in red are in stock.

Use: high-resistance steel, stainless steel, bronze, etc.

Ref.	Ø drilling	l total	l useful	Ø shaft	PRICE
Tolerance: Ø _{drilling} = + 0 / - 0.005					
10010	0.10	19	0.6	1.0	12.55
10011	0.11	19	0.7	1.0	12.55
10012	0.12	19	0.7	1.0	12.55
10013	0.13	19	0.9	1.0	11.40
10014	0.14	19	1.0	1.0	11.40
10015	0.15	19	1.0	1.0	11.40
10016	0.16	20	1.1	1.0	10.70
10017	0.17	20	1.1	1.0	10.70
10018	0.18	20	1.2	1.0	10.70
10019	0.19	20	1.2	1.0	10.70
10020	0.20	20	1.4	1.0	10.20
10021	0.21	20	1.4	1.0	10.40
10022	0.22	20	1.6	1.0	10.40
10023	0.23	20	1.6	1.0	10.40
10024	0.24	20	1.6	1.0	10.40
10025	0.25	20	1.8	1.0	10.40
10026	0.26	20	2.0	1.0	10.40
10027	0.27	20	2.0	1.0	10.40
10028	0.28	20	2.0	1.0	10.40
10029	0.29	20	2.2	1.0	10.40
10030	0.30	20	2.2	1.0	10.05
10031	0.31	21	2.2	1.0	10.25
10032	0.32	21	2.2	1.0	10.25
10033	0.33	21	2.2	1.0	10.25
10034	0.34	21	2.2	1.0	10.25
10035	0.35	21	2.5	1.0	10.25
10036	0.36	21	2.5	1.0	10.25
10037	0.37	21	2.5	1.0	10.25
10038	0.38	21	2.5	1.0	10.25
10039	0.39	21	2.8	1.0	10.25

Ref.	Ø drilling	l total	l useful	Ø shaft	PRICE
Tolerance: Ø _{drilling} = + 0 / - 0.005					
10040	0.40	21	2.8	1.0	9.75
10041	0.41	21	2.8	1.0	9.90
10042	0.42	21	2.8	1.0	9.90
10043	0.43	21	3.2	1.0	9.90
10044	0.44	21	3.2	1.0	9.90
10045	0.45	21	3.2	1.0	9.90
10046	0.46	21	3.2	1.0	9.90
10047	0.47	21	3.2	1.0	9.90
10048	0.48	21	3.2	1.0	9.90
10049	0.49	22	3.6	1.0	9.90
10050	0.50	22	3.6	1.0	9.75
10051	0.51	22	3.6	1.0	9.90
10052	0.52	22	3.6	1.0	9.90
10053	0.53	22	3.6	1.0	9.90
10054	0.54	22	4.0	1.0	9.90
10055	0.55	22	4.0	1.0	9.90
10056	0.56	22	4.0	1.0	9.90
10057	0.57	22	4.0	1.0	9.90
10058	0.58	22	4.0	1.0	9.90
10059	0.59	22	4.0	1.0	9.90
10060	0.60	22	4.0	1.0	9.75
10061	0.61	23	4.5	1.0	9.90
10062	0.62	23	4.5	1.0	9.90
10063	0.63	23	4.5	1.0	9.90
10064	0.64	23	4.5	1.0	9.90
10065	0.65	23	4.5	1.0	9.90
10066	0.66	23	4.5	1.0	9.90
10067	0.67	23	4.5	1.0	9.90
10068	0.68	24	5.0	1.0	9.90
10069	0.69	24	5.0	1.0	9.90

Conditions of sale: Discount by quantity: 5% for 10 identical pieces
10% for 30 identical pieces
15% for 50 identical pieces



Horology Drill

right cutting

HSSE with TIN surface

YAMAMOTO MICRO DRILL



TIN surface lengthens life last.

Articles in red are in stock.

Use: high-resistance steel, stainless steel, bronze, etc.

Ref.	Ø drilling	l total	l useful	Ø shaft	PRICE
Tolerance: Ø _{drilling} = + 0 / - 0.005					
10070	0.70	24	5.0	1.0	9.75
10071	0.71	24	5.0	1.0	9.90
10072	0.72	24	5.0	1.0	9.90
10073	0.73	24	5.0	1.0	9.90
10074	0.74	25	5.6	1.0	9.90
10075	0.75	25	5.6	1.0	9.90
Tolerance: Ø _{drilling} = + 0 / - 0.006					
10076	0.76	25	5.6	1.5	10.20
10077	0.77	25	5.6	1.5	10.20
10078	0.78	25	5.6	1.5	10.20
10079	0.79	25	5.6	1.5	10.20
10080	0.80	25	5.6	1.5	10.05
10081	0.81	25	5.6	1.5	10.20
10082	0.82	25	5.6	1.5	10.20
10083	0.83	25	5.6	1.5	10.20
10084	0.84	25	5.6	1.5	10.20
10085	0.85	25	5.6	1.5	10.20
10086	0.86	25	6.3	1.5	10.20
10087	0.87	25	6.3	1.5	10.20
10088	0.88	25	6.3	1.5	10.20
10089	0.89	25	6.3	1.5	10.20
10090	0.90	25	6.3	1.5	9.90
10091	0.91	25	6.3	1.5	10.20
10092	0.92	25	6.3	1.5	10.20
10093	0.93	25	6.3	1.5	10.20
10094	0.94	25	6.3	1.5	10.20
10095	0.95	25	6.3	1.5	10.20
10096	0.96	25	7.1	1.5	10.20
10097	0.97	25	7.1	1.5	10.20
10098	0.98	25	7.1	1.5	10.20
10099	0.99	25	7.1	1.5	10.20

Ref.	Ø drilling	l total	l useful	Ø shaft	PRICE
Tolerance: Ø _{drilling} = + 0 / - 0.006					
10100	1.00	25	7.1	1.5	9.90
10101	1.01	25	7.1	1.5	10.20
10102	1.02	25	7.1	1.5	10.20
10103	1.03	25	7.1	1.5	10.20
10104	1.04	25	7.1	1.5	10.20
10105	1.05	25	7.1	1.5	10.20
10106	1.06	25	7.1	1.5	10.20
10107	1.07	26	8.0	1.5	9.70
10108	1.08	26	8.0	1.5	9.70
10109	1.09	26	8.0	1.5	9.70
10110	1.10	26	8.0	1.5	9.40
10111	1.11	26	8.0	1.5	9.70
10112	1.12	26	8.0	1.5	9.70
10113	1.13	26	8.0	1.5	9.70
10114	1.14	26	8.0	1.5	9.70
10115	1.15	26	8.0	1.5	9.70
10116	1.16	26	8.0	1.5	9.70
10117	1.17	26	8.0	1.5	9.70
10118	1.18	26	8.0	1.5	9.70
10119	1.19	27	9.0	1.5	9.70
10120	1.20	27	9.0	1.5	9.40
10121	1.21	27	9.0	1.5	9.70
10122	1.22	27	9.0	1.5	9.70
10123	1.23	27	9.0	1.5	9.70
10124	1.24	27	9.0	1.5	9.70
10125	1.25	27	9.0	1.5	9.40
10130	1.30	27	9.0	1.5	9.40
Tolerance: Ø _{drilling} = + 0 / - 0.008					
10135	1.35	28	10.0	2.0	10.20
10140	1.40	28	10.0	2.0	10.00
10145	1.45	28	10.0	2.0	10.20
10150	1.50	28	10.0	2.0	10.00

Conditions of sale: Discount by quantity: 5% for 10 identical pieces
10% for 30 identical pieces
15% for 50 identical pieces



Schurch Asco SA



Partenaire et Savoir-faire

AV. DU 1ER MARS 33, CP 3052
CH-2001 NEUCHÂTEL
SWITZERLAND

PHONE : +41 32 724 3434

FAX : +41 32 724 3436

EMAIL : INFO@SCHURCH-ASCO.COM

WEB : WWW.SCHURCH-ASCO.COM

Horology Drill

Right cutting, 24° helix, 118° point

Carbide with TIN surface

1131 R



TIN surface lengthens life last.

Articles in red are in stock.

Use: high-resistance steel, stainless steel, bronze, etc.

Ref.	Ø drilling	l total	l useful	Ø shaft	PRICE
Tolerance: Ø _{drilling} = + 0 / - 0.004 Ø _{shaft} = h6					
11010	0.10	30	0.7	1.0	23.70
11011	0.11	30	0.7	1.0	23.20
11012	0.12	30	0.7	1.0	23.20
11013	0.13	30	0.7	1.0	23.20
11014	0.14	30	0.7	1.0	23.20
11015	0.15	30	1.0	1.0	21.80
11016	0.16	30	1.0	1.0	22.80
11017	0.17	30	1.0	1.0	22.80
11018	0.18	30	1.0	1.0	22.80
11019	0.19	30	1.0	1.0	22.80
11020	0.20	30	1.0	1.0	16.00
11021	0.21	30	1.0	1.0	18.10
11022	0.22	30	1.0	1.0	18.10
11023	0.23	30	1.0	1.0	18.10
11024	0.24	30	1.0	1.0	18.10
11025	0.25	30	1.0	1.0	16.00
11026	0.26	30	1.0	1.0	18.10
11027	0.27	30	1.0	1.0	18.10
11028	0.28	30	1.0	1.0	18.10
11029	0.29	30	1.0	1.0	18.10
11030	0.30	30	1.5	1.0	16.10
11031	0.31	30	1.5	1.0	18.10
11032	0.32	30	1.5	1.0	18.10
11033	0.33	30	1.5	1.0	18.10
11034	0.34	30	1.5	1.0	18.10
11035	0.35	30	1.5	1.0	15.00
11036	0.36	30	1.5	1.0	18.10
11037	0.37	30	1.5	1.0	18.10
11038	0.38	30	1.5	1.0	18.10
11039	0.39	30	1.5	1.0	18.10

Ref.	Ø drilling	l total	l useful	Ø shaft	PRICE
Tolerance: Ø _{drilling} = + 0 / - 0.004 Ø _{shaft} = h6					
11040	0.40	30	2.0	1.0	15.00
11041	0.41	30	2.0	1.0	18.10
11042	0.42	30	2.0	1.0	18.10
11043	0.43	30	2.0	1.0	18.10
11044	0.44	30	2.0	1.0	18.10
11045	0.45	30	3.6	1.0	14.10
11046	0.46	30	3.6	1.0	18.10
11047	0.47	30	3.6	1.0	18.10
11048	0.48	30	3.6	1.0	18.10
11049	0.49	30	4.0	1.0	18.10
11050	0.50	30	4.0	1.0	14.10
11051	0.51	30	4.0	1.0	18.10
11052	0.52	30	4.0	1.0	18.10
11053	0.53	30	4.0	1.0	18.10
11054	0.54	30	4.5	1.0	18.10
11055	0.55	30	4.5	1.0	14.10
11056	0.56	30	4.5	1.0	18.10
11057	0.57	30	4.5	1.0	18.10
11058	0.58	30	4.5	1.0	18.10
11059	0.59	30	4.5	1.0	18.10
11060	0.60	30	4.5	1.0	14.10
11061	0.61	30	5.0	1.0	18.10
11062	0.62	30	5.0	1.0	18.10
11063	0.63	30	5.0	1.0	18.10
11064	0.64	30	5.0	1.0	18.10
11065	0.65	30	5.0	1.0	14.10
11066	0.66	30	5.0	1.0	18.10
11067	0.67	30	5.0	1.0	18.10
11068	0.68	30	5.6	1.0	18.10
11069	0.69	30	5.6	1.0	18.10

Conditions of sale: Discount by quantity: 5% for 10 identical pieces
 10% for 30 identical pieces
 15% for 50 identical pieces



Horology Drill

Right cutting, 24° helix, 118° point

Carbide with TIN surface

1131 R



TIN surface lengthens life last.

Articles in red are in stock.

Use: high-resistance steel, stainless steel, bronze, etc.

Ref.	Ø drilling	l total	l useful	Ø shaft	PRICE
Tolerance: Ø _{drilling} = + 0 / - 0.004 Ø _{shaft} = h6					
11070	0.70	30	5.6	1.0	14.10
11071	0.71	30	5.6	1.0	18.10
11072	0.72	30	5.6	1.0	18.10
11073	0.73	30	5.6	1.0	18.10
11074	0.74	30	5.6	1.0	18.10
11075	0.75	30	5.6	1.0	13.60
11076	0.76	30	6.3	1.0	18.10
11077	0.77	30	6.3	1.0	18.10
11078	0.78	30	6.3	1.0	18.10
11079	0.79	30	6.3	1.0	18.10
11080	0.80	30	6.3	1.5	13.60
11081	0.81	30	6.3	1.5	19.10
11082	0.82	30	6.3	1.5	19.10
11083	0.83	30	6.3	1.5	19.10
11084	0.84	30	6.3	1.5	19.10
11085	0.85	30	6.3	1.5	13.60
11086	0.86	30	7.1	1.5	19.10
11087	0.87	30	7.1	1.5	19.10
11088	0.88	30	7.1	1.5	19.10
11089	0.89	30	7.1	1.5	19.10
11090	0.90	30	7.1	1.5	13.60
11091	0.91	30	7.1	1.5	19.10
11092	0.92	30	7.1	1.5	19.10
11093	0.93	30	7.1	1.5	19.10
11094	0.94	30	7.1	1.5	19.10
11095	0.95	30	7.1	1.5	13.60
11096	0.96	30	8.0	1.5	19.10
11097	0.97	30	8.0	1.5	19.10
11098	0.98	30	8.0	1.5	19.10
11099	0.99	30	8.0	1.5	19.10

Ref.	Ø drilling	l total	l useful	Ø shaft	PRICE
Tolerance: Ø _{drilling} = + 0 / - 0.004 Ø _{shaft} = h6					
11100	1.00	30	9.0	1.5	17.10
11101	1.01	30	9.0	1.5	19.20
11102	1.02	30	9.0	1.5	19.20
11103	1.03	30	9.0	1.5	19.20
11104	1.04	30	9.0	1.5	19.20
11105	1.05	30	9.0	1.5	17.80
11106	1.06	30	9.0	1.5	19.20
11107	1.07	30	9.0	1.5	19.20
11108	1.08	30	9.0	1.5	19.20
11109	1.09	30	9.0	1.5	19.20
11110	1.10	30	9.0	1.5	17.10
11111	1.11	30	9.0	1.5	19.20
11112	1.12	30	9.0	1.5	19.20
11113	1.13	30	9.0	1.5	19.20
11114	1.14	30	9.0	1.5	19.20
11115	1.15	30	9.0	1.5	17.80
11116	1.16	30	9.0	1.5	19.20
11117	1.17	30	9.0	1.5	19.20
11118	1.18	30	9.0	1.5	19.20
11119	1.19	30	10.0	1.5	19.20
11120	1.20	30	10.0	1.5	17.10
11121	1.21	30	10.0	1.5	19.20
11122	1.22	30	10.0	1.5	19.20
11123	1.23	30	10.0	1.5	19.20
11124	1.24	30	10.0	1.5	19.20
11125	1.25	30	10.0	1.5	17.80
11130	1.30	30	10.0	1.5	17.10
11135	1.35	30	11.2	1.5	17.80
11140	1.40	30	11.2	1.5	17.10
11145	1.45	30	11.2	1.5	17.80
11150	1.50	38	11.2	2.0	20.70
11155	1.55	38	12.0	2.0	20.70
11160	1.60	38	12.0	2.0	20.70

Conditions of sale: Discount by quantity: 5% for 10 identical pieces
10% for 30 identical pieces
15% for 50 identical pieces



Schurch Asco SA



Partenaire et Savoir-faire

AV. DU 1ER MARS 33, CP 3052
CH-2001 NEUCHÂTEL
SWITZERLAND

PHONE : +41 32 724 3434
FAX : +41 32 724 3436
EMAIL : INFO@SCHURCH-ASCO.COM
WEB : WWW.SCHURCH-ASCO.COM

ASCO Drill

3 lips



Carbide, High performance, 130°


385

This drill assures a superior quality piercing in surface state and in centring and circularity tolerance.
Shaft : shaft $\varnothing = 3.175 = 1/8$ "

Ref.	\varnothing drilling	l total	l useful	PRICE
01441	0.150	38	2.0	28.05
01442	0.200	38	3.0	25.15
01443	0.250	38	3.5	21.20
01444	0.300	38	5.0	18.55
01445	0.350	38	5.0	18.55
01446	0.400	38	6.0	18.55
01447	0.450	38	6.0	18.55
01448	0.500	38	6.0	18.55
01449	0.550	38	7.0	12.85
01450	0.600	38	7.0	12.85
01451	0.650	38	7.0	12.85
01452	0.700	38	9.5	12.85
01453	0.750	38	9.5	12.85
01454	0.800	38	9.5	12.85
01455	0.850	38	9.5	12.85
01456	0.900	38	9.5	12.85
01457	0.950	38	9.5	12.85
01458	1.000	38	10.5	12.85
01459	1.050	38	10.5	12.85
01460	1.100	38	10.5	12.85
01461	1.150	38	10.5	12.85
01462	1.200	38	10.5	12.85
01463	1.250	38	10.5	12.85
01464	1.300	38	10.5	12.85
01465	1.350	38	10.5	12.85
01466	1.400	38	10.5	12.85
01467	1.450	38	10.5	12.85

Ref.	\varnothing drilling	l total	l useful	PRICE
01468	1.500	38	10.5	12.85
01469	1.600	38	10.5	12.85
01470	1.700	38	10.5	12.85
01471	1.800	38	10.5	12.85
01486	1.850	38	10.5	12.85
01472	1.900	38	10.5	12.85
01473	2.000	38	10.5	12.85
01474	2.100	38	10.5	12.85
01475	2.200	38	10.5	12.85
01476	2.300	38	10.5	12.85
01477	2.400	38	10.5	12.85
01478	2.500	38	10.5	12.85
01479	2.600	38	10.5	12.85
01480	2.700	38	10.5	12.85
01481	2.800	38	10.5	12.85
01482	2.900	38	10.5	12.85
01483	3.000	38	10.5	12.85
01484	3.100	38	10.5	12.85
01485	3.175	38	10.5	12.85

Conditions of sale: Discount by quantity: 5% for 10 identical pieces
10% for 30 identical pieces
15% for 50 identical pieces



Right cutting, 35° helix, 90° point

1135 R

Use: high-resistance steel, stainless steel, bronze, etc.
TIN surface lengthens life last.

Carbide



ASCO Drill short type

for setting

Carbide + TIN



Ref.	Ø drilling	l total	l useful	Ø shaft	PRICE
Tolerance: Ø _{drilling} = + 0 / - 0.004 Ø _{shaft} = h6					
14161	1.60	38	7.0	2.0	16.90
14181	1.80		8.0		16.90

Ref.	Ø drilling	l total	l useful	Ø shaft	PRICE
Tolerance: Ø _{drilling} = + 0 / - 0.004 Ø _{shaft} = h6					
15161	1.60	38	7.0	2.0	21.70
15181	1.80		8.0		21.70

1111 R

Use: for materials generating long and short chips.

Ref.	Ø drilling	l total	l useful	Ø shaft	PRICE
Tolerance: Ø _{drilling} = + 0 / - 0.004 Ø _{shaft} = h6					
16170	0.50	30	3.0	1.50	13.20
16175	0.80		5.0		14.20
16180	1.00		9.0		14.20

Centring Bit

Carbide, 1 lip



Conditions of sale: Discount by quantity:
5% for 10 identical pieces
10% for 30 identical pieces
15% for 50 identical pieces

Ref.	Ø drilling	l total	l useful	Ø shaft	PRICE	
08170	0.50	30	1.0	1.50	12.50	
08171	0.55		1.0		12.50	
08172	0.60		1.2		12.50	
08173	0.65		1.2		12.50	
08174	0.70		1.5		12.50	
08175	0.75		1.5		12.50	
08176	0.80		2.0			12.20
08177	0.85					12.20
08178	0.90					12.20
08179	0.95					12.20
08180	1.00					12.20
08181	1.05					12.20
08182	1.10		2.4			12.20
08183	1.15					12.20
08184	1.20					12.20
08185	1.25			12.20		
08186	1.30			12.20		
08187	1.35			12.20		
08188	1.40			12.20		
08189	1.45		12.20			

ASCO Drill short type

Right cutting, 35° helix, 120° point

Carbide, for centring

1109 R

Use: hole centring, for mounting precious stones, for setting in aluminium, copper, platinum and stainless steel.



Conditions of sale: Net prices.



Schurch Asco SA



Partenaire et Savoir-faire

AV. DU 1ER MARS 33, CP 3052
CH-2001 NEUCHÂTEL
SWITZERLAND

PHONE : +41 32 724 3434
FAX : +41 32 724 3436
EMAIL : INFO@SCHURCH-ASCO.COM
WEB : WWW.SCHURCH-ASCO.COM

ASCO Drill

1134 R

Right cutting, 35° helix, 120° point

TIN surface lengthens life last.

Use: high-resistance steel, stainless steel, bronze, etc.

Carbide

Carbide + TIN



Ref.	Ø drilling	l total	l useful	Ø shaft	Price
Tolerance: Ø _{drilling} = + 0 / - 0.004 Ø tige = h6					
12050	0.50	30	4.00	1.0	13.30
12055	0.55	30	4.50	1.0	13.30
12060	0.60	30	4.50	1.0	13.30
12065	0.65	30	5.00	1.0	13.30
12070	0.70	30	5.60	1.0	13.30
12075	0.75	30	5.60	1.0	13.30
12080	0.80	30	6.30	1.5	13.30
12085	0.85	30	6.30	1.5	13.30
12090	0.90	30	7.10	1.5	13.30
12095	0.95	30	7.10	1.5	13.30
12100	1.00	30	9.00	1.5	13.30
12105	1.05	30	9.00	1.5	13.30
12110	1.10	30	9.00	1.5	13.30
12115	1.15	30	9.00	1.5	13.30
12120	1.20	30	10.00	1.5	13.30
12125	1.25	30	10.00	1.5	13.30
12130	1.30	30	10.00	1.5	13.30
12135	1.35	30	11.20	1.5	13.30
12140	1.40	30	11.20	1.5	13.30
12145	1.45	30	11.20	1.5	13.30
12150	1.50	38	11.20	2.0	13.30
12155	1.55	38	12.00	2.0	17.30
12160	1.60	38	12.00	2.0	17.30
12165	1.65	38	12.00	2.0	17.30
12170	1.70	38	12.00	2.0	17.30
12175	1.75	38	12.00	2.0	17.30
12180	1.80	38	12.00	2.0	17.30
12185	1.85	38	12.00	2.0	17.30
12190	1.90	38	12.00	2.0	17.30
12195	1.95	38	12.00	2.0	17.30

Ref.	Ø drilling	l total	l useful	Ø shaft	Price
Tolerance: Ø _{drilling} = + 0 / - 0.004 Ø tige = h6					
13050	0.50	30	4.0	1.0	18.30
13055	0.55	30	4.5	1.0	18.30
13060	0.60	30	4.5	1.0	18.30
13065	0.65	30	5.0	1.0	18.30
13070	0.70	30	5.6	1.0	18.30
13075	0.75	30	5.6	1.0	18.30
13080	0.80	30	6.3	1.5	18.30
13085	0.85	30	6.3	1.5	18.30
13090	0.90	30	7.1	1.5	18.30
13095	0.95	30	7.1	1.5	18.30
13100	1.00	30	9.0	1.5	18.30
13105	1.05	30	9.0	1.5	18.30
13110	1.10	30	9.0	1.5	18.30
13115	1.15	30	9.0	1.5	18.30
13120	1.20	30	10.0	1.5	18.30
13125	1.25	30	10.0	1.5	18.30
13130	1.30	30	10.0	1.5	18.30
13135	1.35	30	11.2	1.5	18.30
13140	1.40	30	11.2	1.5	18.30
13145	1.45	30	11.2	1.5	18.30
13150	1.50	38	11.2	2.0	18.30
13155	1.55	38	12.0	2.0	22.20
13160	1.60	38	12.0	2.0	22.20
13165	1.65	38	12.0	2.0	22.20
13170	1.70	38	12.0	2.0	22.20
13175	1.75	38	12.0	2.0	22.20
13180	1.80	38	12.0	2.0	22.20
13185	1.85	38	12.0	2.0	22.20
13190	1.90	38	12.0	2.0	22.20
13195	1.95	38	12.0	2.0	22.20

Conditions of sale: Discount by quantity: 5% for 10 identical pieces
10% for 30 identical pieces
15% for 50 identical pieces



ASCO Drill short type

1135 R

Right cutting, 35° helix, 120° point

For hard alloy AISi
TIN surface lengthens life last.

Use: high-resistance steel, stainless steel, bronze, etc.

Carbide

Carbide + TIN



Ref.	Ø drilling	l total	l useful	Ø shaft	Price
Tolerance: Ø _{drilling} = + 0 / - 0.004 Ø _{shaft} = h6					
14060	0.60	30	4.5	1.5	13.30
14070	0.70	30	4.5	1.5	13.30
14075	0.75	30	4.5	1.5	13.30
14080	0.80	30	5.0	1.5	13.30
14085	0.85	30	5.0	1.5	13.30
14090	0.90	30	5.0	1.5	13.30
14091	0.91	30	5.0	1.5	13.30
14094	0.94	30	5.0	1.5	13.30
14095	0.95	30	5.0	1.5	13.30
14100	1.00	30	5.0	1.5	13.30
14104	1.04	30	5.0	1.5	13.30
14105	1.05	30	5.0	1.5	13.30
14110	1.10	30	5.0	1.5	13.30
14115	1.15	30	5.0	1.5	13.30
14120	1.20	30	6.0	1.5	13.30
14125	1.25	30	6.0	1.5	13.30
14130	1.30	30	6.0	1.5	13.30
14135	1.35	30	6.0	1.5	13.30
14140	1.40	30	6.0	1.5	13.30
14145	1.45	30	6.0	1.5	13.30
14148	1.48	30	6.0	1.5	13.30
14150	1.50	38	7.0	2.0	17.30
14155	1.55	38	7.0	2.0	17.30
14158	1.58	38	7.0	2.0	17.30
14160	1.60	38	7.0	2.0	17.30
14165	1.65	38	7.0	2.0	17.30
14170	1.70	38	7.0	2.0	17.30
14175	1.75	38	7.0	2.0	17.30
14178	1.78	38	8.0	2.0	17.30
14180	1.80	38	8.0	2.0	17.30
14185	1.85	38	8.0	2.0	17.30
14190	1.90	38	8.0	2.0	17.30

Ref.	Ø drilling	l total	l useful	Ø shaft	Price
Tolerance: Ø _{drilling} = + 0 / - 0.004 Ø _{shaft} = h6					
15060	0.60	30	4.5	1.5	18.30
15070	0.70	30	4.5	1.5	18.30
15075	0.75	30	4.5	1.5	18.30
15080	0.80	30	5.0	1.5	18.30
15085	0.85	30	5.0	1.5	18.30
15090	0.90	30	5.0	1.5	18.30
15091	0.91	30	5.0	1.5	18.30
15094	0.94	30	5.0	1.5	18.30
15095	0.95	30	5.0	1.5	18.30
15100	1.00	30	5.0	1.5	18.30
15104	1.04	30	5.0	1.5	18.30
15105	1.05	30	5.0	1.5	18.30
15110	1.10	30	5.0	1.5	18.30
15115	1.15	30	5.0	1.5	18.30
15120	1.20	30	6.0	1.5	18.30
15125	1.25	30	6.0	1.5	18.30
15130	1.30	30	6.0	1.5	18.30
15135	1.35	30	6.0	1.5	18.30
15140	1.40	30	6.0	1.5	18.30
15145	1.45	30	6.0	1.5	18.30
15148	1.48	30	6.0	2.0	18.30
15150	1.50	38	7.0	2.0	22.20
15155	1.55	38	7.0	2.0	22.20
15158	1.58	38	7.0	2.0	22.20
15160	1.60	38	7.0	2.0	22.20
15165	1.65	38	7.0	2.0	22.20
15170	1.70	38	7.0	2.0	22.20
15175	1.75	38	7.0	2.0	22.20
15178	1.78	38	8.0	2.0	22.20
15180	1.80	38	8.0	2.0	22.20
15185	1.85	38	8.0	2.0	22.20
15190	1.90	38	8.0	2.0	22.20

Conditions of sale: Discount by quantity: 5% for 10 identical pieces
10% for 30 identical pieces
15% for 50 identical pieces



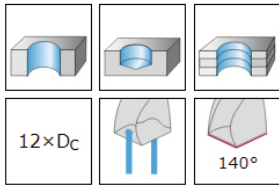
Schurch Asco SA



Partenaire et Savoir-faire

AV. DU 1ER MARS 33, CP 3052
CH-2001 NEUCHÂTEL
SWITZERLAND

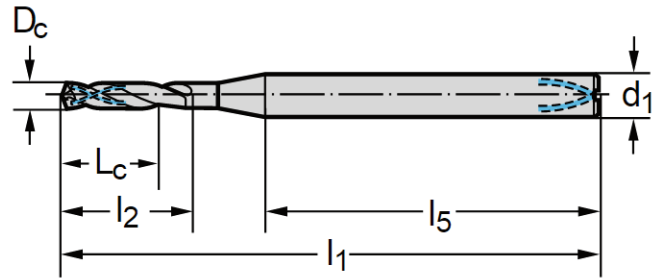
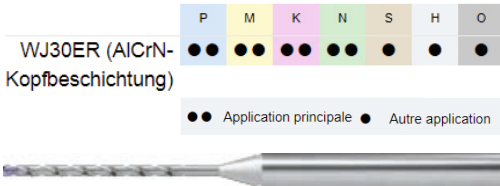
PHONE : +41 32 724 3434
FAX : +41 32 724 3436
EMAIL : INFO@SCHURCH-ASCO.COM
WEB : WWW.SCHURCH-ASCO.COM



Solid Carbide Micro Drills with internal lubrication

MD

DB133 SUPREME
Long cut : 12X D_c



Drill with central lubrication, high performance with micro-drilling in different materials steel and stainless steel, cast iron, non ferrous metals or aluminium, copper or nickel alloys.
This drill is made of extra-fine carbide with microline surface allows a considerable lubricant flow and its geometry is fit for deep drilling.

Ref.	D _c	L _c	l ₁	l ₂	l ₅	d ₁	Price
08614	0.7	9.9	53	11	35	3	176.00
08615	0.75	10.8	53	12	34	3	176.00
08616	0.794	10.8	53	12	34	3	176.00
08617	0.8	10.8	53	12	34	3	176.00
08618	0.85	12.6	57	14	36	3	176.00
08619	0.9	12.6	57	14	36	3	176.00
08620	0.95	14.5	57	16	34	3	176.00
08621	1	14.5	57	16	34	3	176.00
08622	1.05	15	59	17	36	3	176.00
08623	1.1	15	59	17	36	3	176.00
08624	1.15	17	59	19	34	3	176.00
08625	1.191	17	59	19	34	3	176.00
08626	1.2	17	59	19	34	3	176.00
08627	1.25	17	59	19	34	3	176.00
08628	1.3	18	63	20	37	3	176.00
08629	1.35	19	63	22	35	3	176.00
08630	1.4	19	63	22	35	3	176.00
08631	1.45	20	63	23	34	3	176.00
08632	1.5	20	63	23	34	3	176.00
08633	1.55	22	67	25	37	3	176.00
08634	1.588	22	67	25	37	3	176.00

Ref.	D _c	L _c	l ₁	l ₂	l ₅	d ₁	Price
08635	1.6	22	67	25	37	3	176.00
08636	1.65	23	67	26	36	3	176.00
08637	1.7	23	67	26	36	3	176.00
08638	1.75	25	67	28	34	3	176.00
08639	1.8	25	67	28	34	3	176.00
08640	1.85	26	72	29	38	3	176.00
08641	1.9	26	72	29	38	3	176.00
08642	1.95	28	72	31	36	3	176.00
08643	1.984	28	72	31	36	3	176.00
08644	2	28	72	31	36	3	170.00
08645	2.1	29	72	33	35	3	170.00
08646	2.2	30	72	34	34	3	197.00
08647	2.3	32	77	36	37	3	197.00
08648	2.381	33	77	37	36	3	197.00
08649	2.4	33	77	37	36	3	197.00
08650	2.5	35	77	39	34	3	197.00
08651	2.6	36	83	40	39	3	197.00
08652	2.7	37	83	42	38	3	197.00
08653	2.778	38	83	43	37	3	197.00
08654	2.8	38	83	43	37	3	197.00
08655	2.9	40	83	45	35	3	197.00

Conditions of sale: discount 15%.



ASCO Drill 1145-HH R

Right cutting, 30° helix, 140° point

Carbide + TiAlN



This drill with central lubrication and TiAlN surface allows a considerable lubricant flow with all the advantages that follow from it. The tolerance on the drilling diameter is written in red for the value 0/-0.004 and in black for the value h6. The shaft tolerance is constantly h6.

Ref.	Ø drilling	l total	l useful	Ø shaft	Price
17401	0.80	38	5	3	94.80
17407	1.40	38	7	3	94.80
17408	1.50	38	11	3	94.80
17409	1.60	38	11	3	94.80
17410	1.70	38	11	3	94.80
17411	1.80	38	11	3	94.80
17412	1.90	38	11	3	94.80
17413	2.00	38	15	3	94.80
17414	2.10	38	15	3	94.80
17415	2.20	38	15	3	94.80
17416	2.30	50	15	4	94.80
17417	2.40	50	15	4	94.80
17418	2.50	50	18	4	94.80
17419	2.60	50	18	4	94.80
17420	2.70	50	18	4	94.80
17421	2.80	50	18	4	94.80
17422	2.90	60	23	6	94.80
17423	3.00	66	23	6	94.80
17424	3.20	66	23	6	94.80
17425	3.30	66	23	6	94.80
17426	3.40	66	23	6	94.80
17427	3.50	66	23	6	94.80
17428	3.75	74	29	6	96.10
17429	3.80	74	29	6	96.10
17430	4.00	74	29	6	94.80
17431	4.10	74	29	6	96.10
17432	4.20	74	29	6	96.10
17433	4.30	74	29	6	96.10
17434	4.40	82	35	6	96.10
17435	4.50	82	35	6	97.50

Ref.	Ø drilling	l total	l useful	Ø shaft	Price
17436	4.80	82	35	6	97.50
17437	5.00	82	35	6	97.50
17438	5.10	82	35	6	97.50
17439	5.20	82	35	6	97.50
17440	5.30	82	35	6	97.50
17441	5.50	82	35	6	97.50
17442	5.60	82	35	6	97.50
17443	5.80	82	35	6	97.50
17444	6.00	82	35	6	97.50
17445	6.10	91	43	8	114.00
17446	6.20	91	43	8	114.00
17447	6.30	91	43	8	114.00
17448	6.35	91	43	8	119.90
17449	6.50	91	43	8	114.00
17450	6.60	91	43	8	119.90
17451	6.80	91	43	8	119.90
17452	7.00	91	43	8	114.00
17453	7.20	91	43	8	119.90
17454	7.30	91	43	8	119.90
17455	7.50	91	43	8	119.90
17456	7.60	91	43	8	119.90
17457	7.80	91	43	8	119.90
17458	8.00	91	43	8	114.00
17459	8.10	103	49	10	127.00
17460	8.20	103	49	10	127.00
17461	8.30	103	49	10	127.00
17462	8.50	103	49	10	127.00
17463	8.60	103	49	10	127.00
17464	8.80	103	49	10	127.00
17465	9.00	103	49	10	127.00
17466	9.20	103	49	10	145.90
17467	9.40	103	49	10	145.90
17468	9.50	103	49	10	145.90
17470	9.60	103	49	10	145.90
17471	9.80	103	49	10	138.70
17472	10.00	103	49	10	127.00

Conditions of sale: Discount: 5 % for 10 identical pieces
10% for 20 identical pieces
12% for 30 identical pieces
15% for 50 identical pieces



Schurch Asco SA



Partenaire et Savoir-faire

AV. DU 1ER MARS 33, CP 3052
CH-2001 NEUCHÂTEL
SWITZERLAND

PHONE : +41 32 724 3434

FAX : +41 32 724 3436

EMAIL : INFO@SCHURCH-ASCO.COM

WEB : WWW.SCHURCH-ASCO.COM

Machine Reamer

HSSE DIN 212

Short

Scaling: 0.01 mm

Cylindrical shaft tolerance: h6

Right cutting. Helix at left. 7 - 8 degrees

Range: 0.60 to 2.65

Tolerance: - 0 / + 0.003 mm

Entrance angle: 60°

Range: 2.66 to 3.75

Tolerance: - 0 / + 0.004 mm

Entrance angle: 45°

high-speed steel

high-speed steel + Acurea



Ref.	PRICE	Ø reamer	l _{total}	l _{useful}	Ø shaft	Grooves	Ref.	PRICE
09500	52.80	0.60 à 0.79	35	10	1.2	4	09600	68.60
		0.80 à 0.85	40	15				
09501	34.80	0.86 à 1.05	40	15	1.2	4	09601	45.20
09502	33.50	1.06 à 1.18	40	15	1.2	4	09602	43.60
09503	33.50	1.19 à 1.32	40	15	1.2	4	09603	43.60
09504	33.50	1.33 à 1.50	40	15	1.5	4	09604	43.60
09505	33.50	1.51 à 1.70	50	20	2.0	4	09605	43.60
09506	33.50	1.71 à 1.90	50	20	2.0	4	09606	43.60
09507	33.50	1.91 à 2.05	50	20	2.0	4	09607	43.60
09508	29.30	2.06 à 2.12	50	20	2.0	4	09608	42.50
09509	29.30	2.13 à 2.36	50	20	2.5	4	09609	42.50
09510	29.30	2.37 à 2.65	50	20	2.5	4	09610	42.50
09511	26.40	2.66 à 2.75	61	20	2.5	6	09611	38.30
09512	26.40	2.76 à 2.90	61	20	2.5	6	09612	38.30
09513	26.40	2.91 à 3.05	61	20	2.5	6	09613	38.30
09514	26.40	3.06 à 3.20	65	25	3.0	6	09614	42.20
09515	26.40	3.21 à 3.35	65	25	3.0	6	09615	42.20
09516	26.40	3.36 à 3.55	70	25	3.0	6	09616	42.20
09517	26.40	3.56 à 3.75	70	25	3.0	6	09617	42.20

Conditions of sale: Discount by quantity:

15% for 5 identical pieces

20% for 10 identical pieces



Scaling: **0.01 mm**
Cylindrical shaft tolerance: h6

Machine Reamer

DIN 212

Long

Right cutting. Helix at left. 7 - 8 degrees
Range: 0.60 to 2.65 Tolerance: - 0 / + 0.003 mm
Entrance angle: **60°**
Range: 2.66 to 20.05 Tolerance: - 0 / + 0.004 mm
Entrance angle: **45°**

high-speed steel

high-speed steel + Acurea



Ref.	PRICE	Ø reamer	l _{total}	l _{useful}	l _{shaft}	Ø shaft	Grooves	Ref.	PRICE
09518	29.00	3.76 à 4.05	75	25	32	4.0	6	09618	46.40
09519	29.00	4.06 à 4.25	75	25	32	4.0	6	09619	52.20
09520	30.60	4.26 à 4.55	80	28	32	4.5	6	09620	55.10
09521	30.60	4.56 à 4.75	80	28	32	4.5	6	09621	55.10
09522	31.60	4.76 à 5.05	86	28	34	5.0	6	09622	56.90
09523	31.60	5.06 à 5.30	86	28	34	5.0	6	09623	56.90
09524	33.50	5.31 à 5.55	93	32	36	5.5	6	09624	60.30
09525	33.50	5.56 à 6.05	93	32	36	5.5	6	09625	60.30
09526	34.80	6.06 à 6.70	101	32	38	6.0	6	09626	62.60
09527	36.10	6.71 à 7.05	109	32	40	7.0	6	09627	65.00
09528	36.10	7.06 à 7.55	109	32	40	7.0	6	09628	65.00
09529	37.40	7.56 à 8.05	117	33	42	8.0	6	09629	67.30
09530	37.40	8.06 à 8.50	117	33	42	8.0	6	09630	67.30
09531	37.40	8.51 à 9.05	125	36	42	9.0	6	09631	67.30
09532	42.00	9.06 à 9.50	125	36	42	9.0	6	09632	75.60
09533	42.00	9.51 à 10.05	133	38	44	10.0	6	09633	75.60
09534	46.40	10.06 à 10.60	133	38	44	10.0	6	09634	83.50
09535	46.40	10.61 à 11.05	142	41	44	10.0	6	09635	83.50
09536	61.20	11.06 à 11.80	142	41	44	10.0	6	09636	110.20
09537	61.20	11.81 à 12.05	151	44	44	10.0	6	09637	110.20
09538	80.60	12.06 à 13.20	151	44	44	10.0	6	09638	145.10
09539	98.00	13.21 à 14.05	160	47	50	12.5	8	09639	176.40
09540	98.00	14.06 à 15.05	162	50	50	12.5	8	09640	176.40
09541	99.90	15.06 à 16.05	170	52	50	12.5	8	09641	179.80
09542	123.80	16.06 à 17.05	175	54	52	14.0	8	09642	222.80
09543	123.80	17.06 à 18.05	182	56	52	14.0	8	09643	222.80
09544	123.80	18.06 à 19.05	189	58	58	16.0	8	09644	260.00
09545	126.30	19.06 à 20.05	195	60	58	16.0	8	09645	265.20

Conditions of sale: Discount by quantity: 15% for 5 identical pieces
20% for 10 identical pieces



Schurch Asco SA



Partenaire et Savoir-faire

AV. DU 1ER MARS 33, CP 3052
CH-2001 NEUCHÂTEL
SWITZERLAND

PHONE : +41 32 724 3434

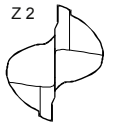
FAX : +41 32 724 3436

EMAIL : INFO@SCHURCH-ASCO.COM

WEB : WWW.SCHURCH-ASCO.COM

Recommended for high-speed manufacturing.
Excellent results with 20 HRC to 50 HRC steel.
Articles in red are in stock

Milling-cutter ASCO



7242

Central cutting according to norm: DIN 6527
Long life last.

Hard metal



Hard metal + TiAlN



Ref.	Price	Ø _{nominal}	Ø _{shaft}	l _{total}	l _{useful}	Grooves	Ref.	Price
08230	30.60	0.30	3	38	0.6	2	08260	37.00
08231	30.60	0.40	3	38	0.8	2	08261	37.00
08228	31.80	0.45	3	38	1.0	2	08258	38.30
08232	25.30	0.50	3	38	1.0	2	08262	31.80
08233	26.60	0.60	3	38	1.2	2	08263	33.00
08234	26.60	0.70	3	38	1.4	2	08264	33.00
08235	26.60	0.80	3	38	1.6	2	08265	33.00
08236	26.60	0.90	3	38	1.8	2	08266	33.00
08237	21.40	1.00	3	38	2.0	2	08267	27.70
08238	26.60	1.10	3	38	2.2	2	08268	33.00
08239	31.80	1.20	3	38	2.4	2	08269	33.00
08240	26.60	1.30	3	38	2.6	2	08270	33.00
08241	26.60	1.40	3	38	2.8	2	08271	33.00
08242	21.40	1.50	3	38	3.0	2	08272	27.70
08243	26.60	1.60	3	38	3.2	2	08273	33.00
08244	26.60	1.70	3	38	3.4	2	08274	33.00
08245	26.60	1.80	3	38	3.6	2	08275	33.00
08246	26.60	1.90	3	38	4.0	2	08276	33.00
08247	21.40	2.00	3	38	6.0	2	08277	27.70
08248	22.90	2.50	3	38	7.0	2	08278	29.40
08249	31.80	3.00	6	57	7.0	2	08279	39.90
08250	40.20	3.50	6	57	7.0	2	08280	48.30

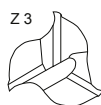
Conditions of sale: Discount by quantity:

5% for 10 identical pieces
10% for 30 identical pieces
15% for 50 identical pieces



Milling-cutter ASCO

7243



Recommended for high-speed manufacturing.
Excellent results with 20 HRC to 50 HRC steel.
Articles in red are in stock.

Central cutting according to norm: DIN 6527
Long life last.

Hard metal

Hard metal + TiAlN



Ref.	Price	Ø _{nominal}	Ø _{shaft}	L _{total}	L _{useful}	Grooves	Ref.	Price
08290	25.30	1.00	3.0	38	3.0	3	08320	31.80
08291	31.80	1.25	3.0	38	3.9	3	08321	38.30
08292	25.30	1.50	3.0	38	4.5	3	08322	31.80
08311	33.30	1.70	3.0	38	5.4	3	08341	39.90
08293	32.80	1.75	3.0	38	5.4	3	08323	39.20
08294	24.10	2.00	3.0	38	6.0	3	08324	30.60
08295	24.10	2.50	3.0	38	7.0	3	08325	30.60
08296	32.10	3.00	6.0	57	7.0	3	08326	40.20
08297	39.60	3.50	6.0	57	7.0	3	08327	47.60
08298	34.70	4.00	6.0	57	8.0	3	08328	42.60
08299	41.50	4.50	6.0	57	8.0	3	08329	52.60
08300	36.40	5.00	6.0	57	10.0	3	08330	44.50
08301	41.50	5.50	6.0	57	10.0	3	08331	52.60
08302	30.90	6.00	6.0	57	10.0	3	08332	38.90
08303	55.80	SP 6.00	8.0	63	12.0	3	08333	65.50
08304	62.90	7.00	8.0	63	13.0	3	08334	72.70
08306	45.00	8.00	8.0	63	16.0	3	08336	54.90
08307	82.80	SP 8.00	10.0	63	15.0	3	08337	94.10
08308	91.30	9.00	10.0	72	16.0	3	08338	102.90
08310	53.70	10.00	10.0	72	19.0	3	08340	65.50
08312	80.35	SP 10.00	10.0	72	19.0	3	08342	95.85

**Milling-cutters diameter 6.00 mm and above are equipped with a chamfer.
SP types are without chamfer.**

Conditions of sale: Discount by quantity:

5% for 10 identical pieces
10% for 30 identical pieces
15% for 50 identical pieces



Schurch Asco SA

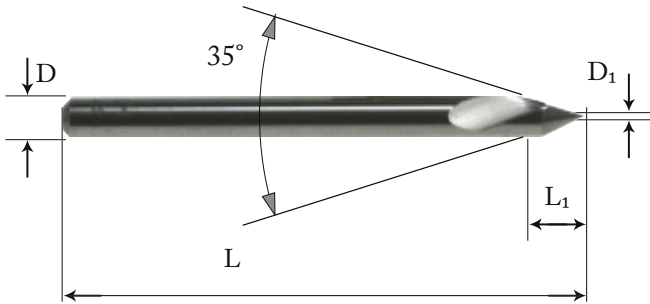


Partenaire et Savoir-faire

AV. DU 1ER MARS 33, CP 3052
CH-2001 NEUCHÂTEL
SWITZERLAND

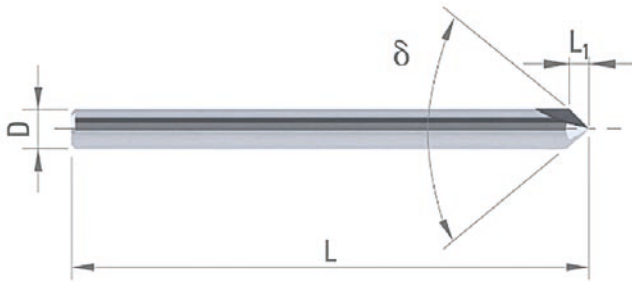
PHONE : +41 32 724 3434
FAX : +41 32 724 3436
EMAIL : INFO@SCHURCH-ASCO.COM
WEB : WWW.SCHURCH-ASCO.COM

**HM FG 911 engraving cutter
Helical 35°, 3/4**



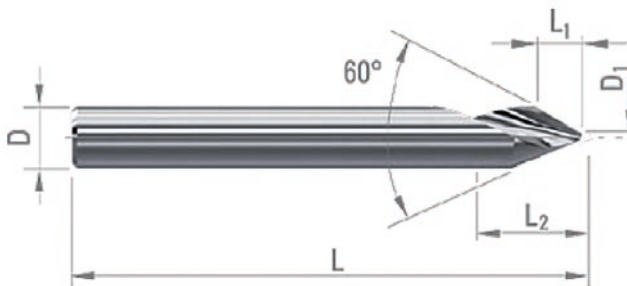
Ref.	D ₁	TOLERANCE	L ₁	D	L	PRICE
16166	0.20	± 0.02	4.4	3	38	35.30

**HM 7625 angle milling cutter
Internal angles**



Ref.	L ₁	δ	D ^{h5}	L	PRICE
16163	2.60	60 °	3	38	31.10
16164	1.50	90 °			26.60
16165	0.90	120 °			31.10

**HM 7025 engraving cutter
Helical 60° Completed Execution**



Ref.	D ₁	TOLERANCE	L ₂	D ^{h5}	L	L ₁	PRICE
16930	0.10	± 0.02	9	3	38	2.50	30.30
16931	0.15	± 0.02	12	4	50	3.30	33.30


**Chamfer cutter HM 7623
At 90° for general machining**

D1 e8

Ø < 2.00 | 0 / -0.01

Tol D2 2 ± 0.05

Ø < 3.00 | 0 / -0.02




Ref.	D ₁	D ₂	L ₁	D ^{h5}	L	PRIX
16920	0.50	0.05	1.5	3	38	29.60
16921	0.80	0.08	1.5	3	38	28.40
16922	1.00	0.10	2.0	3	38	28.40
16923	2.00	0.20	3.0	3	38	29.70
16924	3.00	0.30	5.0	3	38	32.10

Conditions of sale : Net prices.

50 Cutting Tools

February 2024



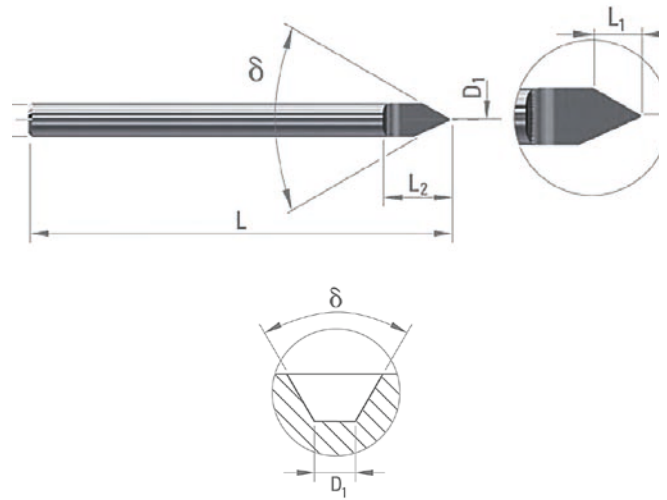
Flat engraving milling-cutter HM 7017 1/2 Execution Completed

For bottom plate, case, dial and back cover.

Material to be machined

○ good ⊙ excellent

Steel + Pb	Low alloyed steel	High alloyed steel	DUPLEX stainless steel	Cast iron
Refractory alloy	Titanium	Cu alloy Silver Gold	Cu alloy difficult to machine	Al
Graphite	Plastic	Gold	Silver	



Untreated 60 °

DINAC PVD treated

Ref.	Price	Flat _{front}	L	L1	L2	D ^{h6}	δ	Article N°	Ref.	PRICE
17750	30.40	0.05	38	2.4	6	3	60 °	7017	17760	36.00
17751	28.40	0.08	38	2.4	6	3		7017	17761	34.40
17752	27.40	0.10	38	2.4	6	3		7017	17762	33.10
17753	27.40	0.15	38	2.4	6	3		7017	17763	33.10
17754	27.40	0.20	38	2.4	6	3		7017	17764	33.10
17755	37.70	0.05	50	3.3	8	4		7017	17765	44.00
17756	35.00	0.10	50	3.3	8	4		7017	17766	41.10

Untreated 50 ° | 40 ° | 30 °

DINAC PVD treated

Ref.	Price	Flat _{front}	L	L1	L2	D ^{h6}	δ	Article N°	Ref.	PRICE
17800	30.40	0.05	38	3	6	3	50 °	7017	17815	36.00
17801	27.40	0.08	38	3	6	3	50 °	7017	17816	33.10
17802	27.40	0.10	38	3	6	3	50 °	7017	17817	33.10
17803	27.40	0.15	38	3	6	3	50 °	7017	17818	33.10
17804	27.40	0.20	38	3	6	3	50 °	7017	17819	33.10
17805	30.40	0.05	38	4	4	3	30 °	7017	17820	39.50
17806	27.40	0.10	38	4	4	3	30 °	7017	17821	33.10
17807	27.40	0.15	38	4	4	3	30 °	7017	17822	33.10
17808	27.40	0.20	38	4	4	3	30 °	7017	17823	33.10
17809	52.20	0.20	57	12	8	6	40 °	7017	17824	-



Schurch Asco SA

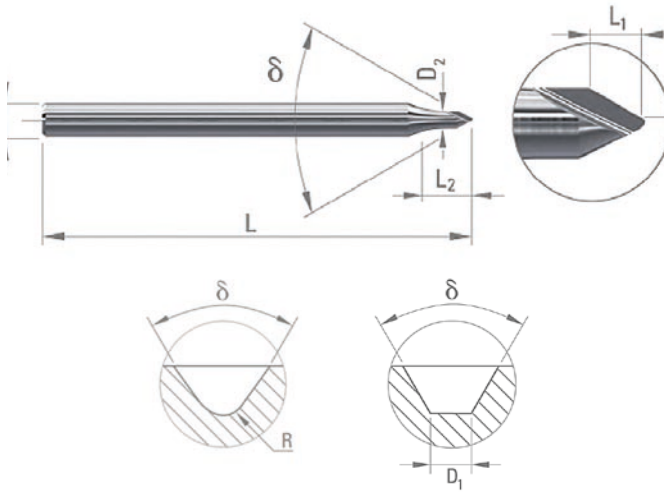


Partenaire et Savoir-faire

AV. DU 1ER MARS 33, CP 3052
CH-2001 NEUCHÂTEL
SWITZERLAND

PHONE : +41 32 724 3434
FAX : +41 32 724 3436

EMAIL : INFO@SCHURCH-ASCO.COM
WEB : WWW.SCHURCH-ASCO.COM



Flat / Radius and engraving Milling-Cutter HM 7007 3/4 Execution Completed

For bottom plate, case, dial and back cover.

Material to be machined

○ good ⊙ excellent

Steel + Pb	Low alloyed steel	High alloyed steel	DUPLEX stainless steel	Cast iron 45-65 HRC
Cast iron	Refractory alloy	Titanium	Cu alloy Silver Gold	Cu alloy difficult to machine
Al	Graphite	Plastic	Gold	Silver

Untreated 60 ° | 50 ° | 40 ° | 35 ° | 30 ° DINAC PVD treated

Ref.	Price	Flat front	L	L1	L2	D ^{h6}	δ	D ²	Article NO	Ref.	PRICE
17770	31.80	0.05	38	1.10	2.30	3.0	60 °	1.50	7007	17785	37.50
17771	30.90	0.08	38	1.10	2.30	3.0	60 °	1.50	7007	17786	36.50
17772	30.90	0.10	38	1.10	2.30	3.0	60 °	1.50	7007	17787	36.50
17773	30.90	0.15	38	1.10	2.30	3.0	60 °	1.50	7007	17788	36.50
17774	31.80	0.05	38	1.40	2.30	3.0	50 °	1.50	7007	17789	37.50
17775	30.90	0.08	38	1.40	2.30	3.0	50 °	1.50	7007	17790	36.50
17776	30.90	0.10	38	1.40	2.30	3.0	50 °	1.50	7007	17791	36.50
17777	30.90	0.15	38	1.40	2.30	3.0	50 °	1.50	7007	17792	36.50
17778	31.80	0.05	38	1.70	3.20	3.0	40 °	1.50	7007	17793	37.50
17779	30.90	0.08	38	1.70	3.20	3.0	40 °	1.50	7007	17794	36.50
17830	30.90	0.10	38	1.70	3.20	3.0	40 °	1.50	7007	17845	36.50
17831	30.90	0.15	38	1.70	3.20	3.0	40 °	1.50	7007	17846	36.50
17832	30.90	0.20	38	1.70	3.20	3.0	40 °	1.50	7007	17847	36.50
17833	31.80	0.05	38	2.00	3.40	3.0	35 °	1.50	7007	17848	37.50
17834	30.90	0.08	38	2.00	3.40	3.0	35 °	1.50	7007	17849	36.50
17835	30.90	0.10	38	2.00	3.40	3.0	35 °	1.50	7007	17850	36.50
17836	31.80	0.05	38	2.50	3.40	3.0	30 °	1.50	7007	17851	37.50
17837	30.90	0.08	38	2.50	3.40	3.0	30 °	1.50	7007	17852	36.50
17838	30.90	0.10	38	2.50	3.40	3.0	30 °	1.50	7007	17853	36.50
17839	30.90	0.15	38	2.50	3.40	3.0	30 °	1.50	7007	17854	36.50

Untreated 35 ° DINAC PVD treated

Ref.	Price	Radius front	L	L1	L2	D ^{h6}	δ	D ²	Article NO	Ref.	PRICE
17840	38.30	0.05	38	1.90	3.4	3.0	35 °	1.50	7007	17855	44.00
17841	35.30	0.10	38	1.90	3.4	3.0	35 °	1.50	7007	17856	40.20
17842	35.30	0.15	38	1.90	3.4	3.0	35 °	1.50	7007	17857	40.20
17843	35.30	0.20	38	1.90	3.4	3.0	35 °	1.50	7007	17858	40.20

Conditions of sale: Net price.



Machine Hacksaws

STARRETT



HARDENED HIGH-SPEED STEEL

Ref	Type	Dimension	Teeth / 25 mm	Designation	Price
02216	by hand	300 x 13 x 0.65	24	BS 1224	2.20
02200	machine	300 x 25 x 2.50	10	RS 1210-5	15.00
02201	machine	300 x 25 x 2.50	14	RS 1214-5	15.00
02202	machine	350 x 25 x 2.50	10	RS 1410-5	17.50
02203	machine	350 x 32 x 1.60	6	RS 1406-6	23.50
02204	machine	350 x 32 x 1.60	10	RS 1410-6	23.50
02205	machine	400 x 32 x 2.50	6	RS 1606-6	34.40
02206	machine	400 x 32 x 2.50	10	RS 1610-6	26.90
02207	machine	425 x 32 x 1.60	6	RS 1706-6	28.50
02208	machine	425 x 32 x 1.60	10	RS 1710-6	28.50
02209	machine	450 x 32 x 1.60	6	RS 1806-6	30.20
02210	machine	450 x 38 x 2.00	4	RS 1804-7	32.90
02211	machine	450 x 38 x 2.00	6	RS 1806-7	26.15
02212	machine	450 x 45 x 2.25	4	RS 1804-8	35.70
02213	machine	450 x 45 x 2.20	6	RS 1806-8	35.70
02214	machine	500 x 48 x 2.50	4	RS 1904-0	45.90
02215	machine	525 x 45 x 2.30	6	RS 2106-8	39.30

Conditions of sale : Discount of 15% on the mentioned prices

Machine Hacksaws

FEARLESS

HARDENED HIGH-SPEED STEEL



Ref	Type	Dimension	Teeth / 25 mm	Price	Price / 10 pieces
02220	machine	300 x 32 x 1.60	6	13.50	121.00
02221	machine	350 x 38 x 1.90	4	13.50	121.00
02222	machine	350 x 38 x 1.90	6	13.50	121.00
02223	machine	425 x 32 x 1.60	4	16.50	148.00
02219	by hand	300 x 13 x 0.65	Progressive	2.60	26.00
02224	machine	450 x 32 x 1.60	10	17.50	155.00
02225	machine	450 x 45 x 1.40	4	28.00	253.00
02226	machine	450 x 45 x 2.20	6	28.00	253.00
02227	machine	530 x 38 x 1.90	6	36.00	325.00

Conditions of sale: Discount of 15% on the mentioned prices



Schurch Asco SA



Partenaire et Savoir-faire

AV. DU 1ER MARS 33, CP 3052
CH-2001 NEUCHÂTEL
SWITZERLAND

PHONE : +41 32 724 3434
FAX : +41 32 724 3436
EMAIL : INFO@SCHURCH-ASCO.COM
WEB : WWW.SCHURCH-ASCO.COM

ASCO Bar
HSS-ES
Hardened and ground



G20 SQUARE SECTION ISO 5421 / 77 Tolerance h13

Ref.	Dimension	Price
00821	5 x 150	71.50
00823	7 x 200	25.20
00824	8 x 200	35.00
00825	10 x 200	38.30
00826	12 x 200	42.00



G20 RECTANGULAR SECTION ISO 541 / 77 Tolerance h13

Ref.	Dimension	Price
00827	4 x 2 x 60	13.00
00828	4 x 2.2 x 60	13.00



HSS-E-PM ROUND SECTION Tolerance h7


Réf.	Dimension	Prix
00829	0.90 x 35	2.00
00830	1.00 x 35	2.00
00831	1.10 x 35	2.00
00832	1.20 x 35	2.00
00833	1.30 x 35	2.00
00834	1.40 x 35	2.00
00835	1.50 x 35	2.00

Conditions of sale: Discount of 10 % per minimum order of 100 pieces only for the round bars.

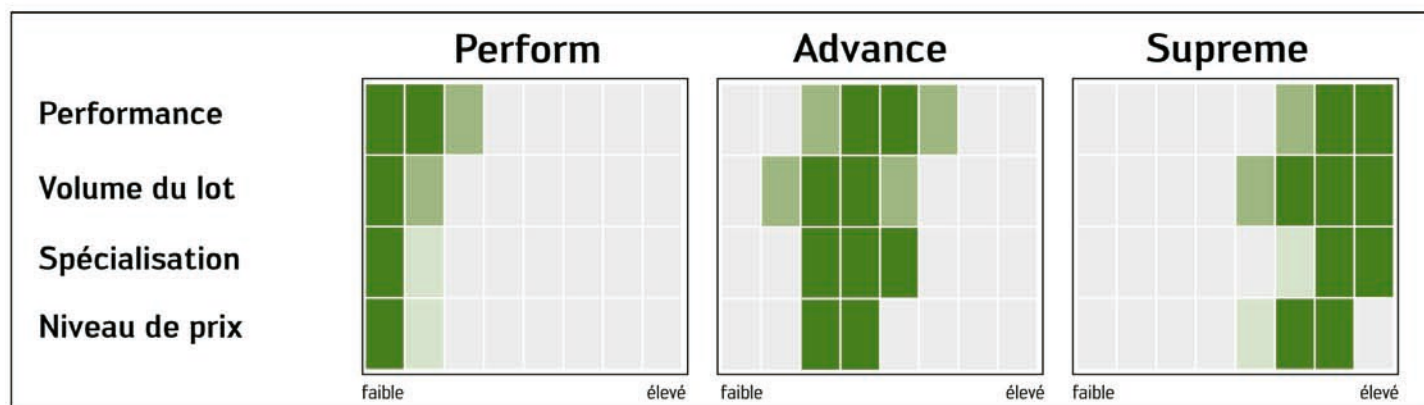
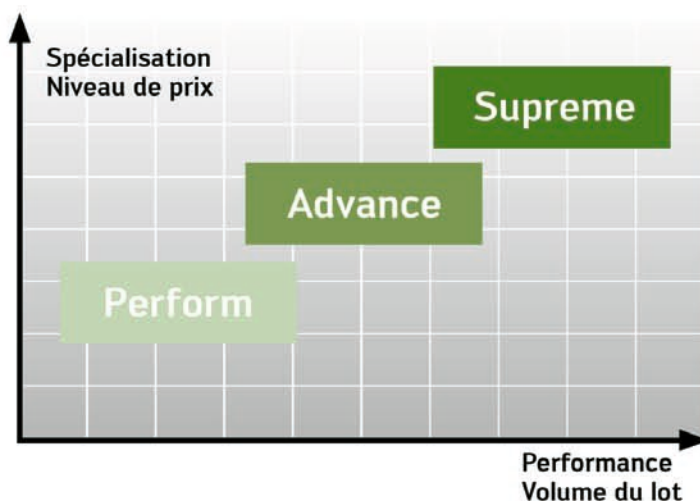
COMPÉTENCE PRODUIT
Percage, Taraudage, Fraisage

_COMPÉTENCE EN MATIÈRE D'USINAGE

Walter Gamme Perform - la nouvelle référence pour les petites et moyennes séries



Tous les outils de Walter se distinguent par une précision maximale et une grande fiabilité des process. En trouvant pour chaque besoin une gamme parfaitement adaptée, vous bénéficiez d'une véritable valeur ajoutée. Walter apporte la réponse adaptée à votre demande avec ses trois lignes de produits dans le segment premium.



Supreme

Dans la gamme Supreme, vous trouverez des outils dotés de caractéristiques techniques très élevées. Quand des vitesses de coupe élevées et de longues durées de vie sont exigées pour des volumes de lot importants, il s'agit toujours d'un premier choix. Les outils Supreme sont conçus pour l'usinage de groupes de matériaux très spécifiques et dépassent souvent de loin les outils de catégories comparables.

Advance

Vous recherchez l'équilibre parfait entre une production aussi rentable que possible et des durées de vie élevées ? Les outils de la gamme Advance révèlent leurs points forts dans la production de moyennes séries. Investissement économique, excellentes caractéristiques et large éventail représentent quelques-uns des aspects décisifs de cette gamme.

PERFORM

Outre leur rentabilité élevée, les outils de la gamme Perform offrent de multiples possibilités d'application. Ils sont parfaitement adaptés aux matériaux les plus divers, pour les petites et moyennes séries.

Pour les utilisateurs travaillant sur des séries petites à moyennes, l'important est souvent moins le rendement que la souplesse d'utilisation et la rentabilité des outils. La gamme Walter Perform vous offre des solutions sur mesure : utilisables avec des matériaux très divers – et conçues pour obtenir des résultats de haute qualité pour un coût abordable.

**PERCER AVEC LE FORET DC150 PERFORM –
DANS UNE MAÎTRISE TOTALE, AVEC UNE FIABILITÉ
DU PROCESS DE 100 %**

Les utilisateurs qui travaillent sur plusieurs matériaux et avec des conditions changeantes font face à des défis très spécifiques et ont donc besoin d'outils utilisables de manière flexible. Les nouveaux forets carbure monobloc DC150 de la gamme Perform sont parfaitement adaptés pour : une utilisation universelle, dans une qualité Walter éprouvée, à un prix compétitif.



**TARAUDER AVEC LES TARAUDS TC115/TC216 PERFORM –
POUR UNE RENTABILITÉ SUR MESURE**

Pour que les opérations de taraudage soient rentables, il est indispensable que les process soient fiables et que les outils soient pour une utilisation universelle. En effet, les conditions d'usinage peuvent fortement varier selon la matière et la pièce. Grâce à leurs géométries et leurs revêtements sur mesure, les TC115 et TC216 répondent à ce défi.












**FRAISER AVEC LES FRAISES MC232 PERFORM –
UTILISATION UNIVERSELLE DANS ISO P, M ET K**

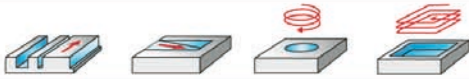



Adaptation à de nombreux types de fraisage, grandes durée de vie, résistance à l'usure, spectre d'applications étendu, grande plage de diamètres : la MC232 Perform, c'est l'assurance d'un fraisage économique des petites et moyennes séries.

















DC150 Perform

Usinage								
Profondeur de perçage	3 x D _c				5 x D _c		8 x D _c	12 x D _c
Désignation	DC150 Perform							
Dimension	DIN 6537 court				DIN 6537 long		Norme Walter	
Type	WJ30RE						WJ30TA	
queue	HA	HE	HA	HE	HA	HE	HA	HA
Refroidissement	Lubrification externe			Refroidissement interne				
Plage de Ø (mm)	3,00–20,00							
Informations techniques	Page 6							
Paramètres de coupe	Pages 38-40							
Reconditionnement	Page 9							
Pages de commande	10	12	14	16	18	21	24	27
								

MC232 Perform

Usinage			
Angle d'hélice	35°		
Désignation	MC232 Perform		
Plage de Ø (mm)	2–20		
Z	2	3	4
Rayon d'angle	0		
Norme	DIN 6527 L		
queue	DIN 6535 HA/DIN 6535 HB		
Informations techniques	Page 8		
Paramètres de coupe	Pages 42–43		
Reconditionnement	Page 9		
Pages de commande	36	36	37
			

TC115 / TC216 Perform

Usinage												
	M		MF		UNC		M		MF		UNC	
Type de filet	M						M					
Désignation	TC115 Perform						TC216 Perform					
Profondeur de filetage	3 x D _N						3,5 x D _N					
Refroidissement	Lubrification externe						Lubrification externe					
Forme d'entrée	C						B					
Angle d'hélice	45°						0°					
Tolérance	6H			2B			6H			2B		
Norme	DIN371/DIN376				DIN/ANSI		DIN371/DIN376				DIN/ANSI	
Dimensions	M3-M20		M8 x 1-M18 x 1		UNC6-UNC3/4		M3-M20		M8 x 1-M18 x 1		UNC6-UNC3/4	
Type	WY80AA	WY80FC	WY80AA	WY80FC	WY80AA	WY80FC	WY80AA	WY80FC	WY80AA	WY80FC	WY80AA	WY80FC
Informations techniques	Page 7						Page 7					
Paramètres de coupe	Page 41						Page 41					
Pages de commande	31	31	33	33	35	35	30	30	32	32	34	34
												

L'APPLICATION

- Groupes de matières ISO P, M, K, N, S, H, O
- Utilisable avec huile et émulsion
- Secteurs d'application : Construction mécanique générale, fabrication d'outils et de moules, industrie automobile et énergétique

L'OUTIL

- Foret hélicoïdal en carbure monobloc
- Nuances : WJ30RE et WJ30TA ; K30F-TiAIN
- Angle de pointe 140°
- Plage de diamètre de 3 à 20 mm

LES COTES

- Nuances WJ30RE, K30F, TiAIN :
 - DIN 6537 court 3 x D_c avec et sans refroidissement interne
 - DIN 6537 long 5 x D_c avec refroidissement interne
 - Queue selon DIN 6535 HA et HE
- Nuance : WJ30TA, K30F, TiAIN :
 - Norme Walter 8 x D_c avec refroidissement interne
 - Norme Walter 12 x D_c avec refroidissement interne
 - Queue selon DIN 6535 HA



Walter Titex DC150 Perform

L'APPLICATION

- Trous borgnes et débouchants
- Plages de dimensions :
 - M3–M20
 - MF : M8 x 1–M18 x 1,5
 - UNC : UNC6–UNC $\frac{3}{4}$ (DIN/ANSI)*
- Application principale :
 - ISO P : 300–1000 N/mm²
 - ISO M : < 800 N/mm²
 - ISO K : GJS (GGG)
 - ISO N : Alliage d'aluminium corroyé, AISi < 4 % silicium**

* Longueur totale $\hat{=}$ DIN
Diamètre de la queue $\hat{=}$ ANSI

** En cas d'application secondaire de TC115

L'OUTIL

- Taraud pour machines HSS-E
- TC115 : pour trous borgnes jusqu'à 3 x D_N
- TC216 : pour trous borgnes jusqu'à 3,5 x D_N
- Tolérances ISO 2/6H
- 2 versions : revêtement en TIN ou vaporisation



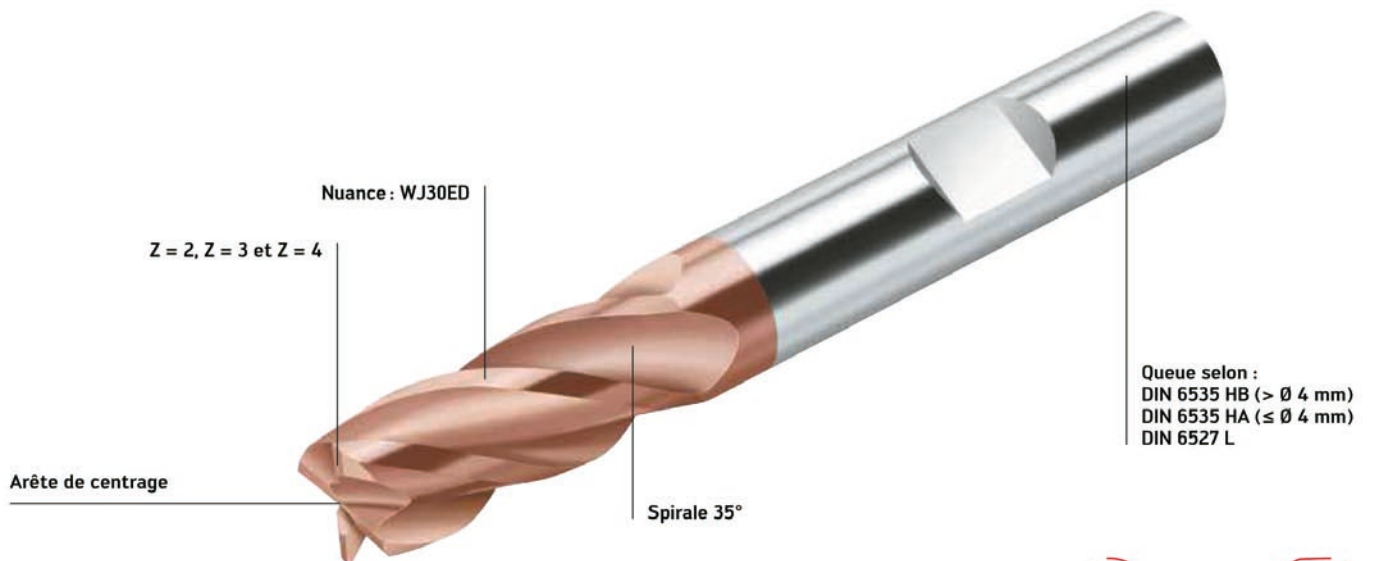
Walter Prototyp TC115 / TC216 Perform

L'APPLICATION

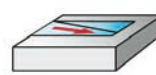
- Groupes de matières ISO P, M, K
- Dressage, rainurage en pleine matière, fraisage de poches, plongée par interpolation hélicoïdale, plongée en rampe.
- Secteurs d'application : construction mécanique générale, fabrication d'outils et de moules, industrie automobile et énergétique.

LES OUTILS

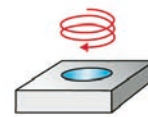
- Fraises en carbure monobloc de la gamme Perform
- 3 types de fraises, 36 dimensions
- 2, 4 ou 3 arêtes de coupe
- Plage de diamètres de 2 à 20 mm



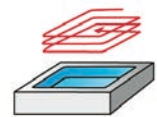
Dressage-rainurage



Ramping



Fraisage hélicoïdal



Fraisage de poches

Outils de perçage en HSS

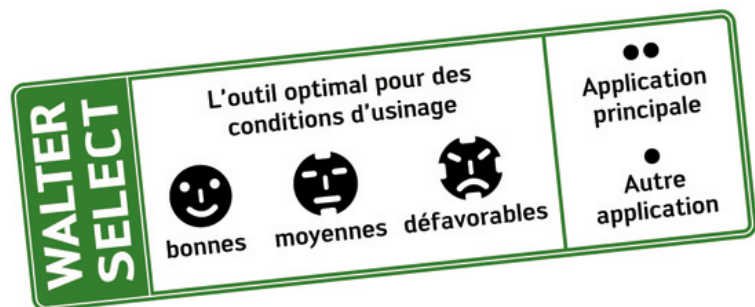
Etape par étape vers l'outil adéquat

ETAPE 1

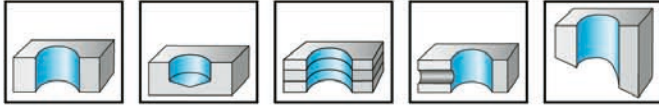
Déterminez la **matière à usiner**.

Notez le **groupe d'usinage** correspondant à votre matériau, p. ex. : K5.

Lettres d'identification	Groupes d'usinage	Groupes des matériaux à usiner	
P	P1–P15	Acier	Tous les types d'acier, d'acier moulé, sauf acier inoxydable à structure austénitique
M	M1–M3	Acier inoxydable	Acier inoxydable austénitique, acier austénitique-ferritique et acier moulé
K	K1–K7	Fonte	Fonte grise, fonte nodulaire, fonte malléable, fonte à graphite vermiculaire
N	N1–N10	Métaux non ferreux	Aluminium et autres métaux non ferreux, matériaux non ferreux
S	S1–S10	Matériaux réfractaires et difficiles à usiner	Alliages spéciaux réfractaires à base de fer, de nickel et de cobalt, titane et alliages de titane
H	H1–H4	Matériaux durs	Acier trempé, matériaux en fonte moulée trempée, fonte en coquille
O	O1–O6	Autres	Matières plastiques, matières plastiques renforcées de fibres de verre et de carbone, graphite



Foret hélicoïdal en carbure monobloc DC150 Perform

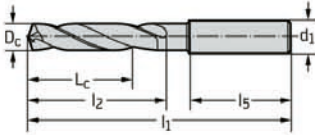


P	M	K	N	S	H	O
●	●	●	●	●	●	●

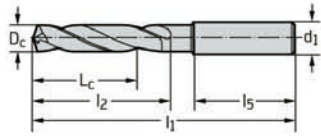
WJ30RE

Désignation	D _c m7 mm	D _c Pouce/n°	L _c mm	l ₁ mm	l ₂ mm	l ₅ mm	d ₁ h6 mm	WJ30RE
Queue DIN 6535 HA								
DC150-03-03.000A0-	3		14	62	20	36	6	●
DC150-03-03.100A0-	3,1		14	62	20	36	6	●
DC150-03-03.175A0-	3,175	1/8"	14	62	20	36	6	●
DC150-03-03.200A0-	3,2		14	62	20	36	6	●
DC150-03-03.250A0-	3,25		14	62	20	36	6	●
DC150-03-03.300A0-	3,3		14	62	20	36	6	●
DC150-03-03.400A0-	3,4		14	62	20	36	6	●
DC150-03-03.500A0-	3,5		14	62	20	36	6	●
DC150-03-03.572A0-	3,572	9/64"	14	62	20	36	6	●
DC150-03-03.600A0-	3,6		14	62	20	36	6	●
DC150-03-03.700A0-	3,7		14	62	20	36	6	●
DC150-03-03.800A0-	3,8		17	66	24	36	6	●
DC150-03-03.900A0-	3,9		17	66	24	36	6	●
DC150-03-03.969A0-	3,969	5/32"	17	66	24	36	6	●
DC150-03-04.000A0-	4		17	66	24	36	6	●
DC150-03-04.100A0-	4,1		17	66	24	36	6	●
DC150-03-04.200A0-	4,2		17	66	24	36	6	●
DC150-03-04.300A0-	4,3		17	66	24	36	6	●
DC150-03-04.366A0-	4,366	11/64"	17	66	24	36	6	●
DC150-03-04.400A0-	4,4		17	66	24	36	6	●
DC150-03-04.500A0-	4,5		17	66	24	36	6	●
DC150-03-04.600A0-	4,6		17	66	24	36	6	●
DC150-03-04.650A0-	4,65		17	66	24	36	6	●
DC150-03-04.700A0-	4,7		17	66	24	36	6	●
DC150-03-04.763A0-	4,763	3/16"	20	66	28	36	6	●
DC150-03-04.800A0-	4,8		20	66	28	36	6	●
DC150-03-04.900A0-	4,9		20	66	28	36	6	●
DC150-03-05.000A0-	5		20	66	28	36	6	●
DC150-03-05.100A0-	5,1		20	66	28	36	6	●
DC150-03-05.159A0-	5,159	13/64"	20	66	28	36	6	●
DC150-03-05.200A0-	5,2		20	66	28	36	6	●
DC150-03-05.300A0-	5,3		20	66	28	36	6	●
DC150-03-05.400A0-	5,4		20	66	28	36	6	●
DC150-03-05.500A0-	5,5		20	66	28	36	6	●
DC150-03-05.550A0-	5,55		20	66	28	36	6	●
DC150-03-05.556A0-	5,556	7/32"	20	66	28	36	6	●
DC150-03-05.600A0-	5,6		20	66	28	36	6	●
DC150-03-05.700A0-	5,7		20	66	28	36	6	●
DC150-03-05.800A0-	5,8		20	66	28	36	6	●
DC150-03-05.900A0-	5,9		20	66	28	36	6	●
DC150-03-05.953A0-	5,953	15/64"	20	66	28	36	6	●
DC150-03-06.000A0-	6		20	66	28	36	6	●
DC150-03-06.100A0-	6,1		24	79	34	36	8	●
DC150-03-06.200A0-	6,2		24	79	34	36	8	●
DC150-03-06.300A0-	6,3		24	79	34	36	8	●
DC150-03-06.350A0-	6,35	1/4"	24	79	34	36	8	●
DC150-03-06.400A0-	6,4		24	79	34	36	8	●
DC150-03-06.500A0-	6,5		24	79	34	36	8	●
DC150-03-06.600A0-	6,6		24	79	34	36	8	●
DC150-03-06.700A0-	6,7		24	79	34	36	8	●
DC150-03-06.747A0-	6,747	17/64"	24	79	34	36	8	●

Exemple de commande pour la nuance WJ30RE : DC150-03-03.000A0-WJ30RE

	Désignation	D _c m7 mm	D _c Pouce/n°	L _c mm	l ₁ mm	l ₂ mm	l ₅ mm	d ₁ h6 mm	WJ30RE
<p>Queue DIN 6535 HA</p> 	DC150-03-06.800A0-	6,8		24	79	34	36	8	☺
	DC150-03-06.900A0-	6,9		24	79	34	36	8	☺
	DC150-03-07.000A0-	7		24	79	34	36	8	☺
	DC150-03-07.100A0-	7,1		29	79	41	36	8	☺
	DC150-03-07.144A0-	7,144	9/32"	29	79	41	36	8	☺
	DC150-03-07.200A0-	7,2		29	79	41	36	8	☺
	DC150-03-07.300A0-	7,3		29	79	41	36	8	☺
	DC150-03-07.400A0-	7,4		29	79	41	36	8	☺
	DC150-03-07.500A0-	7,5		29	79	41	36	8	☺
	DC150-03-07.541A0-	7,541	19/64"	29	79	41	36	8	☺
	DC150-03-07.600A0-	7,6		29	79	41	36	8	☺
	DC150-03-07.700A0-	7,7		29	79	41	36	8	☺
	DC150-03-07.800A0-	7,8		29	79	41	36	8	☺
	DC150-03-07.900A0-	7,9		29	79	41	36	8	☺
	DC150-03-07.938A0-	7,938	5/16"	29	79	41	36	8	☺
	DC150-03-08.000A0-	8		29	79	41	36	8	☺
	DC150-03-08.100A0-	8,1		35	89	47	40	10	☺
	DC150-03-08.200A0-	8,2		35	89	47	40	10	☺
	DC150-03-08.300A0-	8,3		35	89	47	40	10	☺
	DC150-03-08.334A0-	8,334	21/64"	35	89	47	40	10	☺
	DC150-03-08.400A0-	8,4		35	89	47	40	10	☺
	DC150-03-08.500A0-	8,5		35	89	47	40	10	☺
	DC150-03-08.600A0-	8,6		35	89	47	40	10	☺
	DC150-03-08.700A0-	8,7		35	89	47	40	10	☺
	DC150-03-08.731A0-	8,731	11/32"	35	89	47	40	10	☺
	DC150-03-08.800A0-	8,8		35	89	47	40	10	☺
	DC150-03-08.900A0-	8,9		35	89	47	40	10	☺
	DC150-03-09.000A0-	9		35	89	47	40	10	☺
	DC150-03-09.100A0-	9,1		35	89	47	40	10	☺
	DC150-03-09.200A0-	9,2		35	89	47	40	10	☺
	DC150-03-09.300A0-	9,3		35	89	47	40	10	☺
	DC150-03-09.400A0-	9,4		35	89	47	40	10	☺
	DC150-03-09.500A0-	9,5		35	89	47	40	10	☺
	DC150-03-09.525A0-	9,525	3/8"	35	89	47	40	10	☺
	DC150-03-09.600A0-	9,6		35	89	47	40	10	☺
	DC150-03-09.700A0-	9,7		35	89	47	40	10	☺
	DC150-03-09.800A0-	9,8		35	89	47	40	10	☺
	DC150-03-09.900A0-	9,9		35	89	47	40	10	☺
DC150-03-09.922A0-	9,922	25/64"	35	89	47	40	10	☺	
DC150-03-10.000A0-	10		35	89	47	40	10	☺	
DC150-03-10.100A0-	10,1		40	102	55	45	12	☺	
DC150-03-10.200A0-	10,2		40	102	55	45	12	☺	
DC150-03-10.300A0-	10,3		40	102	55	45	12	☺	
DC150-03-10.319A0-	10,319	13/32"	40	102	55	45	12	☺	
DC150-03-10.400A0-	10,4		40	102	55	45	12	☺	
DC150-03-10.500A0-	10,5		40	102	55	45	12	☺	
DC150-03-10.600A0-	10,6		40	102	55	45	12	☺	
DC150-03-10.716A0-	10,716	27/64"	40	102	55	45	12	☺	
DC150-03-10.800A0-	10,8		40	102	55	45	12	☺	
DC150-03-11.000A0-	11		40	102	55	45	12	☺	
DC150-03-11.100A0-	11,1		40	102	55	45	12	☺	
DC150-03-11.113A0-	11,113	7/16"	40	102	55	45	12	☺	
DC150-03-11.200A0-	11,2		40	102	55	45	12	☺	
DC150-03-11.300A0-	11,3		40	102	55	45	12	☺	
DC150-03-11.400A0-	11,4		40	102	55	45	12	☺	
DC150-03-11.500A0-	11,5		40	102	55	45	12	☺	
DC150-03-11.509A0-	11,509	29/64"	40	102	55	45	12	☺	
DC150-03-11.700A0-	11,7		40	102	55	45	12	☺	
DC150-03-11.800A0-	11,8		40	102	55	45	12	☺	
DC150-03-11.900A0-	11,9		40	102	55	45	12	☺	
DC150-03-12.000A0-	12		40	102	55	45	12	☺	

Queue DIN 6535 HA



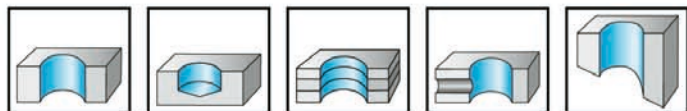
Désignation	D _c m7 mm	D _c Pouce/n°	L _c mm	l ₁ mm	l ₂ mm	l ₅ mm	d ₁ h6 mm	WJ30RE
DC150-03-12.100A0-	12,1		43	107	60	45	14	☺
DC150-03-12.200A0-	12,2		43	107	60	45	14	☺
DC150-03-12.250A0-	12,25		43	107	60	45	14	☺
DC150-03-12.300A0-	12,3		43	107	60	45	14	☺
DC150-03-12.303A0-	12,303	31/64"	43	107	60	45	14	☺
DC150-03-12.500A0-	12,5		43	107	60	45	14	☺
DC150-03-12.700A0-	12,7	1/2"	43	107	60	45	14	☺
DC150-03-12.800A0-	12,8		43	107	60	45	14	☺
DC150-03-13.000A0-	13		43	107	60	45	14	☺
DC150-03-13.100A0-	13,1		43	107	60	45	14	☺
DC150-03-13.300A0-	13,3		43	107	60	45	14	☺
DC150-03-13.494A0-	13,494	17/32"	43	107	60	45	14	☺
DC150-03-13.500A0-	13,5		43	107	60	45	14	☺
DC150-03-14.000A0-	14		43	107	60	45	14	☺
DC150-03-14.200A0-	14,2		45	115	65	48	16	☺
DC150-03-14.288A0-	14,288	9/16"	45	115	65	48	16	☺
DC150-03-14.500A0-	14,5		45	115	65	48	16	☺
DC150-03-14.700A0-	14,7		45	115	65	48	16	☺
DC150-03-14.800A0-	14,8		45	115	65	48	16	☺
DC150-03-15.000A0-	15		45	115	65	48	16	☺
DC150-03-15.100A0-	15,1		45	115	65	48	16	☺
DC150-03-15.500A0-	15,5		45	115	65	48	16	☺
DC150-03-15.800A0-	15,8		45	115	65	48	16	☺
DC150-03-15.875A0-	15,875	5/8"	45	115	65	48	16	☺
DC150-03-16.000A0-	16		45	115	65	48	16	☺
DC150-03-16.500A0-	16,5		51	123	73	48	18	☺
DC150-03-16.750A0-	16,75		51	123	73	48	18	☺
DC150-03-17.000A0-	17		51	123	73	48	18	☺
DC150-03-17.500A0-	17,5		51	123	73	48	18	☺
DC150-03-17.800A0-	17,8		51	123	73	48	18	☺
DC150-03-18.000A0-	18		51	123	73	48	18	☺
DC150-03-19.000A0-	19		55	131	79	50	20	☺
DC150-03-20.000A0-	20		55	131	79	50	20	☺
DC150-03-03.000D0-	3		14	62	20	36	6	☺
DC150-03-03.100D0-	3,1		14	62	20	36	6	☺
DC150-03-03.200D0-	3,2		14	62	20	36	6	☺
DC150-03-03.300D0-	3,3		14	62	20	36	6	☺
DC150-03-03.400D0-	3,4		14	62	20	36	6	☺
DC150-03-03.500D0-	3,5		14	62	20	36	6	☺
DC150-03-03.600D0-	3,6		14	62	20	36	6	☺
DC150-03-03.700D0-	3,7		14	62	20	36	6	☺
DC150-03-03.800D0-	3,8		17	66	24	36	6	☺
DC150-03-03.900D0-	3,9		17	66	24	36	6	☺
DC150-03-04.000D0-	4		17	66	24	36	6	☺
DC150-03-04.200D0-	4,2		17	66	24	36	6	☺
DC150-03-04.300D0-	4,3		17	66	24	36	6	☺
DC150-03-04.500D0-	4,5		17	66	24	36	6	☺
DC150-03-04.650D0-	4,65		17	66	24	36	6	☺
DC150-03-04.700D0-	4,7		17	66	24	36	6	☺
DC150-03-04.800D0-	4,8		20	66	28	36	6	☺
DC150-03-05.000D0-	5		20	66	28	36	6	☺
DC150-03-05.100D0-	5,1		20	66	28	36	6	☺
DC150-03-05.300D0-	5,3		20	66	28	36	6	☺
DC150-03-05.500D0-	5,5		20	66	28	36	6	☺
DC150-03-05.550D0-	5,55		20	66	28	36	6	☺
DC150-03-05.600D0-	5,6		20	66	28	36	6	☺
DC150-03-05.800D0-	5,8		20	66	28	36	6	☺
DC150-03-06.000D0-	6		20	66	28	36	6	☺
DC150-03-06.100D0-	6,1		24	79	34	36	8	☺
DC150-03-06.200D0-	6,2		24	79	34	36	8	☺
DC150-03-06.300D0-	6,3		24	79	34	36	8	☺
DC150-03-06.500D0-	6,5		24	79	34	36	8	☺
DC150-03-06.600D0-	6,6		24	79	34	36	8	☺

Exemple de commande pour la nuance WJ30RE : DC150-03-03.000A0-WJ30RE

Désignation	D _c m7 mm	D _c Inch/n°	L _c mm	l ₁ mm	l ₂ mm	l ₅ mm	d ₁ h6 mm	WJ30RE
DC150-03-06.700D0-	6,7		24	79	34	36	8	☺
DC150-03-06.800D0-	6,8		24	79	34	36	8	☺
DC150-03-07.000D0-	7		24	79	34	36	8	☺
DC150-03-07.100D0-	7,1		29	79	41	36	8	☺
DC150-03-07.400D0-	7,4		29	79	41	36	8	☺
DC150-03-07.500D0-	7,5		29	79	41	36	8	☺
DC150-03-07.600D0-	7,6		29	79	41	36	8	☺
DC150-03-07.800D0-	7,8		29	79	41	36	8	☺
DC150-03-08.000D0-	8		29	79	41	36	8	☺
DC150-03-08.100D0-	8,1		35	89	47	40	10	☺
DC150-03-08.200D0-	8,2		35	89	47	40	10	☺
DC150-03-08.300D0-	8,3		35	89	47	40	10	☺
DC150-03-08.400D0-	8,4		35	89	47	40	10	☺
DC150-03-08.500D0-	8,5		35	89	47	40	10	☺
DC150-03-08.600D0-	8,6		35	89	47	40	10	☺
DC150-03-08.700D0-	8,7		35	89	47	40	10	☺
DC150-03-08.800D0-	8,8		35	89	47	40	10	☺
DC150-03-09.000D0-	9		35	89	47	40	10	☺
DC150-03-09.100D0-	9,1		35	89	47	40	10	☺
DC150-03-09.500D0-	9,5		35	89	47	40	10	☺
DC150-03-09.700D0-	9,5		35	89	47	40	10	☺
DC150-03-09.800D0-	9,8		35	89	47	40	10	☺
DC150-03-10.000D0-	10		35	89	47	40	10	☺
DC150-03-10.100D0-	10,1		40	102	55	45	12	☺
DC150-03-10.200D0-	10,2		40	102	55	45	12	☺
DC150-03-10.300D0-	10,3		40	102	55	45	12	☺
DC150-03-10.400D0-	10,4		40	102	55	45	12	☺
DC150-03-10.500D0-	10,5		40	102	55	45	12	☺
DC150-03-10.600D0-	10,6		40	102	55	45	12	☺
DC150-03-10.800D0-	10,8		40	102	55	45	12	☺
DC150-03-10.900D0-	10,9		40	102	55	45	12	☺
DC150-03-11.000D0-	11		40	102	55	45	12	☺
DC150-03-11.100D0-	11,1		40	102	55	45	12	☺
DC150-03-11.200D0-	11,2		40	102	55	45	12	☺
DC150-03-11.300D0-	11,3		40	102	55	45	12	☺
DC150-03-11.500D0-	11,5		40	102	55	45	12	☺
DC150-03-11.600D0-	11,6		40	102	55	45	12	☺
DC150-03-11.800D0-	11,8		40	102	55	45	12	☺
DC150-03-12.000D0-	12		40	102	55	45	12	☺
DC150-03-12.200D0-	12,2		43	107	60	45	14	☺
DC150-03-12.300D0-	12,3		43	107	60	45	14	☺
DC150-03-12.500D0-	12,5		43	107	60	45	14	☺
DC150-03-13.000D0-	13		43	107	60	45	14	☺
DC150-03-13.200D0-	13,2		43	107	60	45	14	☺
DC150-03-13.300D0-	13,3		43	107	60	45	14	☺
DC150-03-13.400D0-	13,4		43	107	60	45	14	☺
DC150-03-13.500D0-	13,5		43	107	60	45	14	☺
DC150-03-13.600D0-	13,6		43	107	60	45	14	☺
DC150-03-13.800D0-	13,8		43	107	60	45	14	☺
DC150-03-14.000D0-	14		43	107	60	45	14	☺
DC150-03-14.500D0-	14,5		45	115	65	48	16	☺
DC150-03-15.000D0-	15		45	115	65	48	16	☺
DC150-03-15.100D0-	15,1		45	115	65	48	16	☺
DC150-03-16.000D0-	16		45	115	65	48	16	☺
DC150-03-16.500D0-	16,5		51	123	73	48	18	☺
DC150-03-17.000D0-	17		51	123	73	48	18	☺
DC150-03-17.500D0-	17,5		51	123	73	48	18	☺
DC150-03-18.000D0-	18		51	123	73	48	18	☺
DC150-03-18.500D0-	18,5		55	131	79	50	20	☺
DC150-03-19.000D0-	19		55	131	79	50	20	☺
DC150-03-20.000D0-	20		55	131	79	50	20	☺

Exemple de commande pour la nuance WJ30RE : DC150-03-03.000A0-WJ30RE

Foret en carbure monobloc avec lubrification centrale de refroidissement DC150

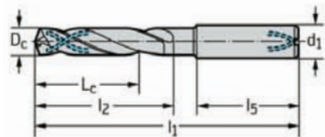


P	M	K	N	S	H	O
●	●	●	●	●	●	●

WJ30RE

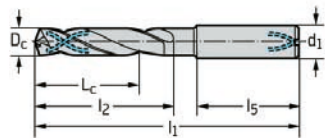
Désignation	D _c m7 mm	D _c Pouce/n°	L _c mm	l ₁ mm	l ₂ mm	l ₅ mm	d ₁ h6 mm	WJ30RE
Queue DIN 6535 HA								
DC150-03-03.000A1-	3		14	62	20	36	6	●
DC150-03-03.100A1-	3,1		14	62	20	36	6	●
DC150-03-03.175A1-	3,175	1/8"	14	62	20	36	6	●
DC150-03-03.200A1-	3,2		14	62	20	36	6	●
DC150-03-03.250A1-	3,25		14	62	20	36	6	●
DC150-03-03.300A1-	3,3		14	62	20	36	6	●
DC150-03-03.400A1-	3,4		14	62	20	36	6	●
DC150-03-03.500A1-	3,5		14	62	20	36	6	●
DC150-03-03.572A1-	3,572	9/64"	14	62	20	36	6	●
DC150-03-03.600A1-	3,6		14	62	20	36	6	●
DC150-03-03.650A1-	3,65		14	62	20	36	6	●
DC150-03-03.700A1-	3,7		14	62	20	36	6	●
DC150-03-03.800A1-	3,8		17	66	24	36	6	●
DC150-03-03.900A1-	3,9		17	66	24	36	6	●
DC150-03-03.969A1-	3,969	5/32"	17	66	24	36	6	●
DC150-03-04.000A1-	4		17	66	24	36	6	●
DC150-03-04.100A1-	4,1		17	66	24	36	6	●
DC150-03-04.200A1-	4,2		17	66	24	36	6	●
DC150-03-04.300A1-	4,3		17	66	24	36	6	●
DC150-03-04.366A1-	4,366	11/64"	17	66	24	36	6	●
DC150-03-04.400A1-	4,4		17	66	24	36	6	●
DC150-03-04.500A1-	4,5		17	66	24	36	6	●
DC150-03-04.600A1-	4,6		17	66	24	36	6	●
DC150-03-04.650A1-	4,65		17	66	24	36	6	●
DC150-03-04.700A1-	4,7		17	66	24	36	6	●
DC150-03-04.763A1-	4,763	3/16"	20	66	28	36	6	●
DC150-03-04.800A1-	4,8		20	66	28	36	6	●
DC150-03-04.900A1-	4,9		20	66	28	36	6	●
DC150-03-05.000A1-	5		20	66	28	36	6	●
DC150-03-05.100A1-	5,1		20	66	28	36	6	●
DC150-03-05.159A1-	5,159	13/64"	20	66	28	36	6	●
DC150-03-05.200A1-	5,2		20	66	28	36	6	●
DC150-03-05.300A1-	5,3		20	66	28	36	6	●
DC150-03-05.400A1-	5,4		20	66	28	36	6	●
DC150-03-05.500A1-	5,5		20	66	28	36	6	●
DC150-03-05.550A1-	5,55		20	66	28	36	6	●
DC150-03-05.556A1-	5,556	7/32"	20	66	28	36	6	●
DC150-03-05.600A1-	5,6		20	66	28	36	6	●
DC150-03-05.700A1-	5,7		20	66	28	36	6	●
DC150-03-05.800A1-	5,8		20	66	28	36	6	●
DC150-03-05.900A1-	5,9		20	66	28	36	6	●
DC150-03-05.953A1-	5,953	15/64"	20	66	28	36	6	●
DC150-03-06.000A1-	6		20	66	28	36	6	●
DC150-03-06.100A1-	6,1		24	79	34	36	8	●
DC150-03-06.200A1-	6,2		24	79	34	36	8	●
DC150-03-06.300A1-	6,3		24	79	34	36	8	●
DC150-03-06.350A1-	6,35	1/4"	24	79	34	36	8	●

Queue DIN 6535 HA



Désignation	D _c m7 mm	D _c Pouce/n°	L _c mm	l ₁ mm	l ₂ mm	l ₅ mm	d ₁ h6 mm	WJ30RE
DC150-03-06.400A1-	6,4		24	79	34	36	8	☺
DC150-03-06.500A1-	6,5		24	79	34	36	8	☺
DC150-03-06.600A1-	6,6		24	79	34	36	8	☺
DC150-03-06.700A1-	6,7		24	79	34	36	8	☺
DC150-03-06.747A1-	6,747	17/64"	24	79	34	36	8	☺
DC150-03-06.800A1-	6,8		24	79	34	36	8	☺
DC150-03-06.900A1-	6,9		24	79	34	36	8	☺
DC150-03-07.000A1-	7		24	79	34	36	8	☺
DC150-03-07.100A1-	7,1		29	79	41	36	8	☺
DC150-03-07.144A1-	7,144	9/32"	29	79	41	36	8	☺
DC150-03-07.200A1-	7,2		29	79	41	36	8	☺
DC150-03-07.300A1-	7,3		29	79	41	36	8	☺
DC150-03-07.400A1-	7,4		29	79	41	36	8	☺
DC150-03-07.500A1-	7,5		29	79	41	36	8	☺
DC150-03-07.541A1-	7,541	19/64"	29	79	41	36	8	☺
DC150-03-07.600A1-	7,6		29	79	41	36	8	☺
DC150-03-07.700A1-	7,7		29	79	41	36	8	☺
DC150-03-07.800A1-	7,8		29	79	41	36	8	☺
DC150-03-07.900A1-	7,9		29	79	41	36	8	☺
DC150-03-07.938A1-	7,938	5/16"	29	79	41	36	8	☺
DC150-03-08.000A1-	8		29	79	41	36	8	☺
DC150-03-08.100A1-	8,1		35	89	47	40	10	☺
DC150-03-08.200A1-	8,2		35	89	47	40	10	☺
DC150-03-08.300A1-	8,3		35	89	47	40	10	☺
DC150-03-08.334A1-	8,334	21/64"	35	89	47	40	10	☺
DC150-03-08.400A1-	8,4		35	89	47	40	10	☺
DC150-03-08.500A1-	8,5		35	89	47	40	10	☺
DC150-03-08.600A1-	8,6		35	89	47	40	10	☺
DC150-03-08.700A1-	8,7		35	89	47	40	10	☺
DC150-03-08.731A1-	8,731	11/32"	35	89	47	40	10	☺
DC150-03-08.800A1-	8,8		35	89	47	40	10	☺
DC150-03-08.900A1-	8,9		35	89	47	40	10	☺
DC150-03-09.000A1-	9		35	89	47	40	10	☺
DC150-03-09.100A1-	9,1		35	89	47	40	10	☺
DC150-03-09.128A1-	9,128	23/64"	35	89	47	40	10	☺
DC150-03-09.200A1-	9,2		35	89	47	40	10	☺
DC150-03-09.300A1-	9,3		35	89	47	40	10	☺
DC150-03-09.400A1-	9,4		35	89	47	40	10	☺
DC150-03-09.500A1-	9,5		35	89	47	40	10	☺
DC150-03-09.525A1-	9,525	3/8"	35	89	47	40	10	☺
DC150-03-09.600A1-	9,6		35	89	47	40	10	☺
DC150-03-09.700A1-	9,7		35	89	47	40	10	☺
DC150-03-09.800A1-	9,8		35	89	47	40	10	☺
DC150-03-09.900A1-	9,9		35	89	47	40	10	☺
DC150-03-09.922A1-	9,922	25/64"	35	89	47	40	10	☺
DC150-03-10.000A1-	10		35	89	47	40	10	☺
DC150-03-10.100A1-	10,1		40	102	55	45	12	☺
DC150-03-10.200A1-	10,2		40	102	55	45	12	☺
DC150-03-10.300A1-	10,3		40	102	55	45	12	☺
DC150-03-10.319A1-	10,319	13/32"	40	102	55	45	12	☺
DC150-03-10.400A1-	10,4		40	102	55	45	12	☺
DC150-03-10.500A1-	10,5		40	102	55	45	12	☺
DC150-03-10.600A1-	10,6		40	102	55	45	12	☺
DC150-03-10.700A1-	10,7		40	102	55	45	12	☺
DC150-03-10.716A1-	10,716	27/64"	40	102	55	45	12	☺
DC150-03-10.800A1-	10,8		40	102	55	45	12	☺
DC150-03-10.900A1-	10,9		40	102	55	45	12	☺

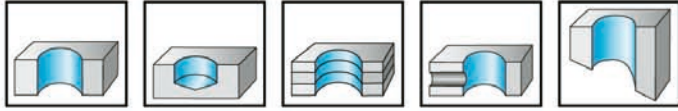
Queue DIN 6535 HA



Désignation	D _c m7 mm	D _c Pouce/n°	L _c mm	l ₁ mm	l ₂ mm	l ₅ mm	d ₁ h6 mm	WJ30RE
DC150-03-11.000A1-	11		40	102	55	45	12	⊕
DC150-03-11.100A1-	11,1		40	102	55	45	12	⊕
DC150-03-11.113A1-	11,113	7/16"	40	102	55	45	12	⊕
DC150-03-11.200A1-	11,2		40	102	55	45	12	⊕
DC150-03-11.300A1-	11,3		40	102	55	45	12	⊕
DC150-03-11.400A1-	11,4		40	102	55	45	12	⊕
DC150-03-11.500A1-	11,5		40	102	55	45	12	⊕
DC150-03-11.509A1-	11,509	29/64"	40	102	55	45	12	⊕
DC150-03-11.600A1-	11,6		40	102	55	45	12	⊕
DC150-03-11.700A1-	11,7		40	102	55	45	12	⊕
DC150-03-11.800A1-	11,8		40	102	55	45	12	⊕
DC150-03-11.900A1-	11,9		40	102	55	45	12	⊕
DC150-03-11.906A1-	11,906	15/32"	40	102	55	45	12	⊕
DC150-03-12.000A1-	12		40	102	55	45	12	⊕
DC150-03-12.100A1-	12,1		43	107	60	45	14	⊕
DC150-03-12.200A1-	12,2		43	107	60	45	14	⊕
DC150-03-12.300A1-	12,3		43	107	60	45	14	⊕
DC150-03-12.303A1-	12,303	31/64"	43	107	60	45	14	⊕
DC150-03-12.500A1-	12,5		43	107	60	45	14	⊕
DC150-03-12.600A1-	12,6		43	107	60	45	14	⊕
DC150-03-12.700A1-	12,7	1/2"	43	107	60	45	14	⊕
DC150-03-12.800A1-	12,8		43	107	60	45	14	⊕
DC150-03-12.900A1-	12,9		43	107	60	45	14	⊕
DC150-03-13.000A1-	13		43	107	60	45	14	⊕
DC150-03-13.100A1-	13,1		43	107	60	45	14	⊕
DC150-03-13.200A1-	13,2		43	107	60	45	14	⊕
DC150-03-13.300A1-	13,3		43	107	60	45	14	⊕
DC150-03-13.494A1-	13,494	17/32"	43	107	60	45	14	⊕
DC150-03-13.500A1-	13,5		43	107	60	45	14	⊕
DC150-03-13.800A1-	13,8		43	107	60	45	14	⊕
DC150-03-14.000A1-	14		43	107	60	45	14	⊕
DC150-03-14.100A1-	14,1		45	115	65	48	16	⊕
DC150-03-14.200A1-	14,2		45	115	65	48	16	⊕
DC150-03-14.288A1-	14,288	9/16"	45	115	65	48	16	⊕
DC150-03-14.500A1-	14,5		45	115	65	48	16	⊕
DC150-03-14.600A1-	14,6		45	115	65	48	16	⊕
DC150-03-14.700A1-	14,7		45	115	65	48	16	⊕
DC150-03-15.000A1-	15		45	115	65	48	16	⊕
DC150-03-15.100A1-	15,1		45	115	65	48	16	⊕
DC150-03-15.300A1-	15,3		45	115	65	48	16	⊕
DC150-03-15.500A1-	15,5		45	115	65	48	16	⊕
DC150-03-15.700A1-	15,7		45	115	65	48	16	⊕
DC150-03-15.800A1-	15,8		45	115	65	48	16	⊕
DC150-03-15.875A1-	15,875	5/8"	45	115	65	48	16	⊕
DC150-03-16.000A1-	16		45	115	65	48	16	⊕
DC150-03-16.300A1-	16,3		51	123	73	48	18	⊕
DC150-03-16.500A1-	16,5		51	123	73	48	18	⊕
DC150-03-16.700A1-	16,7		51	123	73	48	18	⊕
DC150-03-17.000A1-	17		51	123	73	48	18	⊕
DC150-03-17.500A1-	17,5		51	123	73	48	18	⊕
DC150-03-18.000A1-	18		51	123	73	48	18	⊕
DC150-03-18.500A1-	18,5		55	131	79	50	20	⊕
DC150-03-19.000A1-	19		55	131	79	50	20	⊕
DC150-03-19.050A1-	19,05	3/4"	55	131	79	50	20	⊕
DC150-03-20.000A1-	20		55	131	79	50	20	⊕

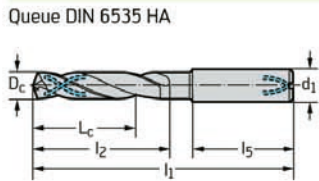
		D_c m7 mm	D_c Inch/n°	L_c mm	l_1 mm	l_2 mm	l_5 mm	d_1 h6 mm	WJ30RE
DIN 6535 HE, pivoté de 180° DIN 6535 HB	DC150-03-03.000D1-	3		14	62	20	36	6	⊗
	DC150-03-03.300D1-	3,3		14	62	20	36	6	⊗
	DC150-03-03.400D1-	3,4		14	62	20	36	6	⊗
	DC150-03-03.500D1-	3,5		14	62	20	36	6	⊗
	DC150-03-03.700D1-	3,7		14	62	20	36	6	⊗
	DC150-03-03.800D1-	3,8		17	66	24	36	6	⊗
	DC150-03-04.000D1-	4		17	66	24	36	6	⊗
	DC150-03-04.200D1-	4,2		17	66	24	36	6	⊗
	DC150-03-04.300D1-	4,3		17	66	24	36	6	⊗
	DC150-03-04.500D1-	4,5		17	66	24	36	6	⊗
	DC150-03-04.800D1-	4,8		20	66	28	36	6	⊗
	DC150-03-05.000D1-	5		20	66	28	36	6	⊗
	DC150-03-05.100D1-	5,1		20	66	28	36	6	⊗
	DC150-03-05.300D1-	5,3		20	66	28	36	6	⊗
	DC150-03-05.500D1-	5,5		20	66	28	36	6	⊗
	DC150-03-06.000D1-	6		20	66	28	36	6	⊗
	DC150-03-06.500D1-	6,5		24	79	34	36	8	⊗
	DC150-03-06.700D1-	6,7		24	79	34	36	8	⊗
	DC150-03-06.800D1-	6,8		24	79	34	36	8	⊗
	DC150-03-07.000D1-	7		24	79	34	36	8	⊗
	DC150-03-07.500D1-	7,5		29	79	41	36	8	⊗
	DC150-03-07.800D1-	7,8		29	79	41	36	8	⊗
	DC150-03-08.000D1-	8		29	79	41	36	8	⊗
	DC150-03-08.500D1-	8,5		35	89	47	40	10	⊗
	DC150-03-08.600D1-	8,6		35	89	47	40	10	⊗
	DC150-03-08.800D1-	8,8		35	89	47	40	10	⊗
	DC150-03-09.000D1-	9		35	89	47	40	10	⊗
	DC150-03-10.000D1-	10		35	89	47	40	10	⊗
	DC150-03-10.200D1-	10,2		40	102	55	45	12	⊗
	DC150-03-10.300D1-	10,3		40	102	55	45	12	⊗
	DC150-03-10.500D1-	10,5		40	102	55	45	12	⊗
	DC150-03-10.800D1-	10,8		40	102	55	45	12	⊗
	DC150-03-11.000D1-	11		40	102	55	45	12	⊗
	DC150-03-11.800D1-	11,8		40	102	55	45	12	⊗
	DC150-03-12.000D1-	12		40	102	55	45	12	⊗
	DC150-03-12.200D1-	12,2		43	107	60	45	14	⊗
	DC150-03-12.500D1-	12,5		43	107	60	45	14	⊗
	DC150-03-13.000D1-	13		43	107	60	45	14	⊗
	DC150-03-14.000D1-	14		43	107	60	45	14	⊗
	DC150-03-15.000D1-	15		45	115	65	48	16	⊗
	DC150-03-15.500D1-	15,5		45	115	65	48	16	⊗
	DC150-03-16.000D1-	16		45	115	65	48	16	⊗
	DC150-03-16.500D1-	16,5		51	123	73	48	18	⊗
	DC150-03-17.000D1-	17		51	123	73	48	18	⊗
	DC150-03-17.500D1-	17,5		51	123	73	48	18	⊗
	DC150-03-18.000D1-	18		51	123	73	48	18	⊗
	DC150-03-19.000D1-	19		55	131	79	50	20	⊗
	DC150-03-20.000D1-	20		55	131	79	50	20	⊗

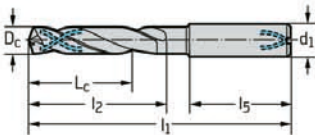
Exemple de commande pour la nuance WJ30RE : DC150-03-03.000A1-WJ30RE

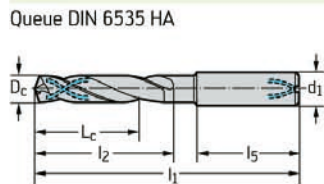


WJ30RE	P	M	K	N	S	H	O
	●●	●	●●	●●	●●	●●	●

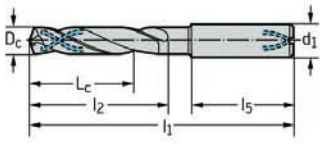
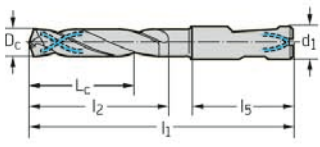
Désignation	D _c m7 mm	D _c Pouce/n°	L _c mm	l ₁ mm	l ₂ mm	l ₅ mm	d ₁ h6 mm	WJ30RE
DC150-05-03.000A1-	3		23	66	28	36	6	●●
DC150-05-03.100A1-	3,1		23	66	28	36	6	●●
DC150-05-03.175A1-	3,175	1/8"	23	66	28	36	6	●●
DC150-05-03.200A1-	3,2		23	66	28	36	6	●●
DC150-05-03.250A1-	3,25		23	66	28	36	6	●●
DC150-05-03.300A1-	3,3		23	66	28	36	6	●●
DC150-05-03.400A1-	3,4		23	66	28	36	6	●●
DC150-05-03.500A1-	3,5		23	66	28	36	6	●●
DC150-05-03.572A1-	3,572	9/64"	23	66	28	36	6	●●
DC150-05-03.600A1-	3,6		23	66	28	36	6	●●
DC150-05-03.650A1-	3,65		23	66	28	36	6	●●
DC150-05-03.700A1-	3,7		23	66	28	36	6	●●
DC150-05-03.800A1-	3,8		29	74	36	36	6	●●
DC150-05-03.900A1-	3,9		29	74	36	36	6	●●
DC150-05-03.969A1-	3,969	5/32"	29	74	36	36	6	●●
DC150-05-04.000A1-	4		29	74	36	36	6	●●
DC150-05-04.100A1-	4,1		29	74	36	36	6	●●
DC150-05-04.200A1-	4,2		29	74	36	36	6	●●
DC150-05-04.300A1-	4,3		29	74	36	36	6	●●
DC150-05-04.366A1-	4,366	11/64"	29	74	36	36	6	●●
DC150-05-04.400A1-	4,4		29	74	36	36	6	●●
DC150-05-04.500A1-	4,5		29	74	36	36	6	●●
DC150-05-04.600A1-	4,6		29	74	36	36	6	●●
DC150-05-04.650A1-	4,65		29	74	36	36	6	●●
DC150-05-04.700A1-	4,7		29	74	36	36	6	●●
DC150-05-04.763A1-	4,763	3/16"	35	82	44	36	6	●●
DC150-05-04.800A1-	4,8		35	82	44	36	6	●●
DC150-05-04.900A1-	4,9		35	82	44	36	6	●●
DC150-05-05.000A1-	5		35	82	44	36	6	●●
DC150-05-05.100A1-	5,1		35	82	44	36	6	●●
DC150-05-05.159A1-	5,159	13/64"	35	82	44	36	6	●●
DC150-05-05.200A1-	5,2		35	82	44	36	6	●●
DC150-05-05.300A1-	5,3		35	82	44	36	6	●●
DC150-05-05.400A1-	5,4		35	82	44	36	6	●●
DC150-05-05.500A1-	5,5		35	82	44	36	6	●●
DC150-05-05.550A1-	5,55		35	82	44	36	6	●●
DC150-05-05.556A1-	5,556	7/32"	35	82	44	36	6	●●
DC150-05-05.600A1-	5,6		35	82	44	36	6	●●
DC150-05-05.700A1-	5,7		35	82	44	36	6	●●
DC150-05-05.800A1-	5,8		35	82	44	36	6	●●
DC150-05-05.900A1-	5,9		35	82	44	36	6	●●
DC150-05-05.953A1-	5,953	15/64"	35	82	44	36	6	●●
DC150-05-06.000A1-	6		35	82	44	36	6	●●
DC150-05-06.100A1-	6,1		43	91	53	36	8	●●
DC150-05-06.200A1-	6,2		43	91	53	36	8	●●
DC150-05-06.300A1-	6,3		43	91	53	36	8	●●
DC150-05-06.350A1-	6,35	1/4"	43	91	53	36	8	●●



	Désignation	D _c m7 mm	D _c Pouce/n°	L _c mm	l ₁ mm	l ₂ mm	l ₅ mm	d ₁ h6 mm	WJ30RE
<p>Queue DIN 6535 HA</p> 	DC150-05-06.400A1-	6,4		43	91	53	36	8	☺
	DC150-05-06.500A1-	6,5		43	91	53	36	8	☺
	DC150-05-06.600A1-	6,6		43	91	53	36	8	☺
	DC150-05-06.700A1-	6,7		43	91	53	36	8	☺
	DC150-05-06.747A1-	6,747	17/64"	43	91	53	36	8	☺
	DC150-05-06.800A1-	6,8		43	91	53	36	8	☺
	DC150-05-06.900A1-	6,9		43	91	53	36	8	☺
	DC150-05-07.000A1-	7		43	91	53	36	8	☺
	DC150-05-07.100A1-	7,1		43	91	53	36	8	☺
	DC150-05-07.144A1-	7,144	9/32"	43	91	53	36	8	☺
	DC150-05-07.200A1-	7,2		43	91	53	36	8	☺
	DC150-05-07.300A1-	7,3		43	91	53	36	8	☺
	DC150-05-07.400A1-	7,4		43	91	53	36	8	☺
	DC150-05-07.500A1-	7,5		43	91	53	36	8	☺
	DC150-05-07.541A1-	7,541	19/64"	43	91	53	36	8	☺
	DC150-05-07.550A1-	7,55		43	91	53	36	8	☺
	DC150-05-07.600A1-	7,6		43	91	53	36	8	☺
	DC150-05-07.700A1-	7,7		43	91	53	36	8	☺
	DC150-05-07.800A1-	7,8		43	91	53	36	8	☺
	DC150-05-07.900A1-	7,9		43	91	53	36	8	☺
	DC150-05-07.938A1-	7,938	5/16"	43	91	53	36	8	☺
	DC150-05-08.000A1-	8		43	91	53	36	8	☺
	DC150-05-08.100A1-	8,1		49	103	61	40	10	☺
	DC150-05-08.200A1-	8,2		49	103	61	40	10	☺
	DC150-05-08.300A1-	8,3		49	103	61	40	10	☺
	DC150-05-08.334A1-	8,334	21/64"	49	103	61	40	10	☺
	DC150-05-08.400A1-	8,4		49	103	61	40	10	☺
	DC150-05-08.500A1-	8,5		49	103	61	40	10	☺
	DC150-05-08.600A1-	8,6		49	103	61	40	10	☺
	DC150-05-08.700A1-	8,7		49	103	61	40	10	☺
	DC150-05-08.731A1-	8,731	11/32"	49	103	61	40	10	☺
	DC150-05-08.800A1-	8,8		49	103	61	40	10	☺
	DC150-05-08.900A1-	8,9		49	103	61	40	10	☺
DC150-05-09.000A1-	9		49	103	61	40	10	☺	
DC150-05-09.100A1-	9,1		49	103	61	40	10	☺	
DC150-05-09.128A1-	9,128	23/64"	49	103	61	40	10	☺	
DC150-05-09.200A1-	9,2		49	103	61	40	10	☺	
DC150-05-09.300A1-	9,3		49	103	61	40	10	☺	
DC150-05-09.400A1-	9,4		49	103	61	40	10	☺	
DC150-05-09.500A1-	9,4		49	103	61	40	10	☺	
DC150-05-09.525A1-	9,525	3/8"	49	103	61	40	10	☺	
DC150-05-09.550A1-	9,55		49	103	61	40	10	☺	
DC150-05-09.600A1-	9,6		49	103	61	40	10	☺	
DC150-05-09.700A1-	9,7		49	103	61	40	10	☺	
DC150-05-09.800A1-	9,8		49	103	61	40	10	☺	
DC150-05-09.900A1-	9,9		49	103	61	40	10	☺	
DC150-05-09.922A1-	9,922	25/64"	49	103	61	40	10	☺	
DC150-05-10.000A1-	10		49	103	61	40	10	☺	
DC150-05-10.100A1-	10,1		56	118	71	45	12	☺	
DC150-05-10.200A1-	10,2		56	118	71	45	12	☺	
DC150-05-10.300A1-	10,3		56	118	71	45	12	☺	
DC150-05-10.319A1-	10,319	13/32"	56	118	71	45	12	☺	
DC150-05-10.400A1-	10,4		56	118	71	45	12	☺	
DC150-05-10.500A1-	10,5		56	118	71	45	12	☺	
DC150-05-10.600A1-	10,6		56	118	71	45	12	☺	
DC150-05-10.700A1-	10,7		56	118	71	45	12	☺	
DC150-05-10.716A1-	10,716	27/64"	56	118	71	45	12	☺	



Désignation	D _c m7 mm	D _c Pouce/n°	L _c mm	l ₁ mm	l ₂ mm	l ₅ mm	d ₁ h6 mm	WJ30RE
DC150-05-10.800A1-	10,8		56	118	71	45	12	15
DC150-05-10.900A1-	10,9		56	118	71	45	12	15
DC150-05-11.000A1-	11		56	118	71	45	12	15
DC150-05-11.100A1-	11,1		56	118	71	45	12	15
DC150-05-11.113A1-	11,113	7/16"	56	118	71	45	12	15
DC150-05-11.200A1-	11,2		56	118	71	45	12	15
DC150-05-11.300A1-	11,3		56	118	71	45	12	15
DC150-05-11.400A1-	11,4		56	118	71	45	12	15
DC150-05-11.500A1-	11,5		56	118	71	45	12	15
DC150-05-11.509A1-	11,509	29/64"	56	118	71	45	12	15
DC150-05-11.600A1-	11,6		56	118	71	45	12	15
DC150-05-11.700A1-	11,7		56	118	71	45	12	15
DC150-05-11.800A1-	11,8		56	118	71	45	12	15
DC150-05-11.900A1-	11,9		56	118	71	45	12	15
DC150-05-11.906A1-	11,906	15/32"	56	118	71	45	12	15
DC150-05-12.000A1-	12		56	118	71	45	12	15
DC150-05-12.100A1-	12,1		60	124	77	45	14	15
DC150-05-12.200A1-	12,2		60	124	77	45	14	15
DC150-05-12.250A1-	12,25		60	124	77	45	14	15
DC150-05-12.300A1-	12,3		60	124	77	45	14	15
DC150-05-12.303A1-	12,303	31/64"	60	124	77	45	14	15
DC150-05-12.400A1-	12,4		60	124	77	45	14	15
DC150-05-13.100A1-	12,4		60	124	77	45	14	15
DC150-05-12.500A1-	12,5		60	124	77	45	14	15
DC150-05-12.600A1-	12,6		60	124	77	45	14	15
DC150-05-12.700A1-	12,7	1/2"	60	124	77	45	14	15
DC150-05-12.800A1-	12,8		60	124	77	45	14	15
DC150-05-12.900A1-	12,9		60	124	77	45	14	15
DC150-05-13.000A1-	13		60	124	77	45	14	15
DC150-05-13.200A1-	13,2		60	124	77	45	14	15
DC150-05-13.300A1-	13,3		60	124	77	45	14	15
DC150-05-13.400A1-	13,4		60	124	77	45	14	15
DC150-05-13.494A1-	13,494	17/32"	60	124	77	45	14	15
DC150-05-13.500A1-	13,5		60	124	77	45	14	15
DC150-05-13.600A1-	13,6		60	124	77	45	14	15
DC150-05-13.700A1-	13,7		60	124	77	45	14	15
DC150-05-13.800A1-	13,8		60	124	77	45	14	15
DC150-05-13.900A1-	13,9		60	124	77	45	14	15
DC150-05-14.000A1-	14		60	124	77	45	14	15
DC150-05-14.100A1-	14,1		63	133	83	48	16	15
DC150-05-14.200A1-	14,2		63	133	83	48	16	15
DC150-05-14.288A1-	14,288	9/16"	63	133	83	48	16	15
DC150-05-14.300A1-	14,3		63	133	83	48	16	15
DC150-05-14.500A1-	14,5		63	133	83	48	16	15
DC150-05-14.600A1-	14,6		63	133	83	48	16	15
DC150-05-14.700A1-	14,7		63	133	83	48	16	15
DC150-05-14.750A1-	14,75		63	133	83	48	16	15
DC150-05-14.800A1-	14,8		63	133	83	48	16	15
DC150-05-15.000A1-	15		63	133	83	48	16	15
DC150-05-15.100A1-	15,1		63	133	83	48	16	15
DC150-05-15.200A1-	15,2		63	133	83	48	16	15
DC150-05-15.300A1-	15,3		63	133	83	48	16	15
DC150-05-15.500A1-	15,5		63	133	83	48	16	15
DC150-05-15.600A1-	15,6		63	133	83	48	16	15
DC150-05-15.700A1-	15,7		63	133	83	48	16	15
DC150-05-15.800A1-	15,8		63	133	83	48	16	15
DC150-05-15.875A1-	15,875	5/8"	63	133	83	48	16	15
DC150-05-16.000A1-	16		63	133	83	48	16	15
DC150-05-16.100A1-	16,1		71	143	93	48	18	15
DC150-05-16.200A1-	16,2		71	143	93	48	18	15
DC150-05-16.300A1-	16,3		71	143	93	48	18	15

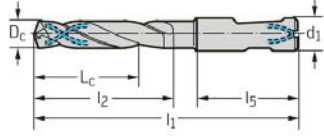
	Désignation	D _c m7 mm	D _c Pouce/n°	L _c mm	l ₁ mm	l ₂ mm	l ₅ mm	d ₁ h6 mm	WJ30RE
Queue DIN 6535 HA 	DC150-05-16.500A1-	16,5		71	143	93	48	18	⊕
	DC150-05-16.700A1-	16,7		71	143	93	48	18	⊕
	DC150-05-16.750A1-	16,75		71	143	93	48	18	⊕
	DC150-05-17.000A1-	17		71	143	93	48	18	⊕
	DC150-05-17.100A1-	17,1		71	143	93	48	18	⊕
	DC150-05-17.200A1-	17,2		71	143	93	48	18	⊕
	DC150-05-17.300A1-	17,3		71	143	93	48	18	⊕
	DC150-05-17.500A1-	17,5		71	143	93	48	18	⊕
	DC150-05-17.600A1-	17,6		71	143	93	48	18	⊕
	DC150-05-17.700A1-	17,7		71	143	93	48	18	⊕
	DC150-05-17.800A1-	17,8		71	143	93	48	18	⊕
	DC150-05-17.900A1-	17,9		71	143	93	48	18	⊕
	DC150-05-18.000A1-	18		71	143	93	48	18	⊕
	DC150-05-18.500A1-	18,5		77	153	101	50	20	⊕
	DC150-05-18.900A1-	18,9		77	153	101	50	20	⊕
	DC150-05-19.000A1-	19		77	153	101	50	20	⊕
	DC150-05-19.050A1-	19,05	3/4"	77	153	101	50	20	⊕
	DC150-05-19.300A1-	19,3		77	153	101	50	20	⊕
	DC150-05-19.500A1-	19,5		77	153	101	50	20	⊕
	DC150-05-19.700A1-	19,7		77	153	101	50	20	⊕
	DC150-05-19.800A1-	19,8		77	153	101	50	20	⊕
DC150-05-20.000A1-	20		77	153	101	50	20	⊕	
DIN 6535 HE, pivoté de 180° DIN 6535 HB 	DC150-05-03.000D1-	3		23	66	28	36	6	⊕
	DC150-05-03.100D1-	3,1		23	66	28	36	6	⊕
	DC150-05-03.200D1-	3,2		23	66	28	36	6	⊕
	DC150-05-03.300D1-	3,3		23	66	28	36	6	⊕
	DC150-05-03.400D1-	3,4		23	66	28	36	6	⊕
	DC150-05-03.500D1-	3,5		23	66	28	36	6	⊕
	DC150-05-03.600D1-	3,6		23	66	28	36	6	⊕
	DC150-05-03.700D1-	3,7		23	66	28	36	6	⊕
	DC150-05-03.800D1-	3,8		29	74	36	36	6	⊕
	DC150-05-03.900D1-	3,9		29	74	36	36	6	⊕
	DC150-05-04.000D1-	4		29	74	36	36	6	⊕
	DC150-05-04.100D1-	4,1		29	74	36	36	6	⊕
	DC150-05-04.200D1-	4,2		29	74	36	36	6	⊕
	DC150-05-04.300D1-	4,3		29	74	36	36	6	⊕
	DC150-05-04.400D1-	4,4		29	74	36	36	6	⊕
	DC150-05-04.500D1-	4,5		29	74	36	36	6	⊕
	DC150-05-04.600D1-	4,6		29	74	36	36	6	⊕
	DC150-05-04.650D1-	4,65		29	74	36	36	6	⊕
	DC150-05-04.700D1-	4,7		29	74	36	36	6	⊕
	DC150-05-04.800D1-	4,8		35	82	44	36	6	⊕
	DC150-05-04.900D1-	4,9		35	82	44	36	6	⊕
	DC150-05-05.000D1-	5		35	82	44	36	6	⊕
	DC150-05-05.100D1-	5,1		35	82	44	36	6	⊕
	DC150-05-05.200D1-	5,2		35	82	44	36	6	⊕
	DC150-05-05.300D1-	5,3		35	82	44	36	6	⊕
	DC150-05-05.400D1-	5,4		35	82	44	36	6	⊕
	DC150-05-05.500D1-	5,5		35	82	44	36	6	⊕
	DC150-05-05.550D1-	5,55		35	82	44	36	6	⊕
	DC150-05-05.600D1-	5,6		35	82	44	36	6	⊕
	DC150-05-05.700D1-	5,7		35	82	44	36	6	⊕
	DC150-05-05.800D1-	5,8		35	82	44	36	6	⊕
	DC150-05-05.900D1-	5,9		35	82	44	36	6	⊕
DC150-05-06.000D1-	6		35	82	44	36	6	⊕	
DC150-05-06.100D1-	6,1		43	91	53	36	8	⊕	
DC150-05-06.200D1-	6,2		43	91	53	36	8	⊕	

Exemple de commande pour la nuance WJ30RE : DC150-05-03.000A1-WJ30RE

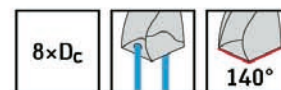
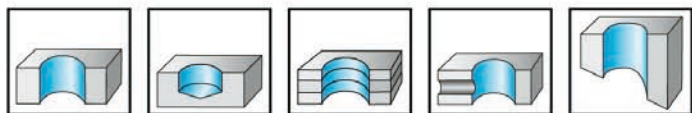
	Désignation	D _c m7 mm	D _c Pouce/n°	L _c mm	l ₁ mm	l ₂ mm	l ₅ mm	d ₁ h6 mm	WJ30RE
Queue DIN 6535 HE	DC150-05-06.300F1-	6,2		43	91	53	36	8	⊕
	DC150-05-06.400F1-	6,4		43	91	53	36	8	⊕
	DC150-05-06.500F1-	6,5		43	91	53	36	8	⊕
	DC150-05-06.600F1-	6,6		43	91	53	36	8	⊕
	DC150-05-06.700F1-	6,7		43	91	53	36	8	⊕
	DC150-05-06.800F1-	6,8		43	91	53	36	8	⊕
	DC150-05-06.900F1-	6,9		43	91	53	36	8	⊕
	DC150-05-07.000F1-	7		43	91	53	36	8	⊕
	DC150-05-07.100F1-	7,1		43	91	53	36	8	⊕
	DC150-05-07.200F1-	7,2		43	91	53	36	8	⊕
	DC150-05-07.300F1-	7,3		43	91	53	36	8	⊕
	DC150-05-07.400F1-	7,4		43	91	53	36	8	⊕
	DC150-05-07.500F1-	7,5		43	91	53	36	8	⊕
	DC150-05-07.600F1-	7,6		43	91	53	36	8	⊕
	DC150-05-07.700F1-	7,7		43	91	53	36	8	⊕
	DC150-05-07.800F1-	7,8		43	91	53	36	8	⊕
	DC150-05-07.900F1-	7,9		43	91	53	36	8	⊕
	DC150-05-08.000F1-	8		43	91	53	36	8	⊕
	DC150-05-08.100F1-	8,1		49	103	61	40	10	⊕
	DC150-05-08.200F1-	8,2		49	103	61	40	10	⊕
	DC150-05-08.300F1-	8,3		49	103	61	40	10	⊕
	DC150-05-08.400F1-	8,4		49	103	61	40	10	⊕
	DC150-05-08.500F1-	8,5		49	103	61	40	10	⊕
	DC150-05-08.600F1-	8,6		49	103	61	40	10	⊕
	DC150-05-08.700F1-	8,7		49	103	61	40	10	⊕
	DC150-05-08.800F1-	8,8		49	103	61	40	10	⊕
	DC150-05-09.000F1-	9		49	103	61	40	10	⊕
	DC150-05-09.100F1-	9,1		49	103	61	40	10	⊕
	DC150-05-09.200F1-	9,2		49	103	61	40	10	⊕
	DC150-05-09.300F1-	9,3		49	103	61	40	10	⊕
	DC150-05-09.400F1-	9,4		49	103	61	40	10	⊕
	DC150-05-09.500F1-	9,5		49	103	61	40	10	⊕
	DC150-05-09.600F1-	9,6		49	103	61	40	10	⊕
	DC150-05-09.700F1-	9,7		49	103	61	40	10	⊕
	DC150-05-09.800F1-	9,8		49	103	61	40	10	⊕
	DC150-05-09.900F1-	9,9		49	103	61	40	10	⊕
	DC150-05-10.000F1-	10		49	103	61	40	10	⊕
	DC150-05-10.100F1-	10,1		56	118	71	45	12	⊕
	DC150-05-10.200F1-	10,2		56	118	71	45	12	⊕
	DC150-05-10.300F1-	10,3		56	118	71	45	12	⊕
	DC150-05-10.400F1-	10,4		56	118	71	45	12	⊕
	DC150-05-10.500F1-	10,5		56	118	71	45	12	⊕
	DC150-05-10.600F1-	10,6		56	118	71	45	12	⊕
	DC150-05-10.800F1-	10,8		56	118	71	45	12	⊕
	DC150-05-11.000F1-	11		56	118	71	45	12	⊕
	DC150-05-11.100F1-	11,1		56	118	71	45	12	⊕
	DC150-05-11.200F1-	11,2		56	118	71	45	12	⊕
	DC150-05-11.300F1-	11,3		56	118	71	45	12	⊕
	DC150-05-11.500F1-	11,5		56	118	71	45	12	⊕
	DC150-05-11.600F1-	11,6		56	118	71	45	12	⊕
	DC150-05-11.700F1-	11,7		56	118	71	45	12	⊕
	DC150-05-11.800F1-	11,8		56	118	71	45	12	⊕
	DC150-05-11.900F1-	11,9		56	118	71	45	12	⊕
	DC150-05-12.000F1-	12		56	118	71	45	12	⊕
	DC150-05-12.100F1-	12,1		60	124	77	45	14	⊕
	DC150-05-12.200F1-	12,2		60	124	77	45	14	⊕
	DC150-05-12.300F1-	12,3		60	124	77	45	14	⊕
	DC150-05-12.400F1-	12,4		60	124	77	45	14	⊕
	DC150-05-12.500F1-	12,5		60	124	77	45	14	⊕
	DC150-05-12.700F1-	12,7	1/2"	60	124	77	45	14	⊕
	DC150-05-12.800F1-	12,8		60	124	77	45	14	⊕

Désignation	D _c m7 mm	D _c Inch/n°	L _c mm	l ₁ mm	l ₂ mm	l ₅ mm	d ₁ h6 mm	WJ30RE
DC150-05-13.000D1-	13		60	124	77	45	14	⊕
DC150-05-13.100D1-	13,1		60	124	77	45	14	⊕
DC150-05-13.200D1-	13,2		60	124	77	45	14	⊕
DC150-05-13.500D1-	13,5		60	124	77	45	14	⊕
DC150-05-13.800D1-	13,8		60	124	77	45	14	⊕
DC150-05-14.000D1-	14		60	124	77	45	14	⊕
DC150-05-14.100D1-	14,1		63	133	83	48	16	⊕
DC150-05-14.200D1-	14,2		63	133	83	48	16	⊕
DC150-05-14.300D1-	14,3		63	133	83	48	16	⊕
DC150-05-14.500D1-	14,5		63	133	83	48	16	⊕
DC150-05-14.600D1-	14,6		63	133	83	48	16	⊕
DC150-05-14.800D1-	14,8		63	133	83	48	16	⊕
DC150-05-15.000D1-	15		63	133	83	48	16	⊕
DC150-05-15.100D1-	15,1		63	133	83	48	16	⊕
DC150-05-15.200D1-	15,2		63	133	83	48	16	⊕
DC150-05-15.300D1-	15,3		63	133	83	48	16	⊕
DC150-05-15.500D1-	15,5		63	133	83	48	16	⊕
DC150-05-15.600D1-	15,6		63	133	83	48	16	⊕
DC150-05-15.700D1-	15,7		63	133	83	48	16	⊕
DC150-05-15.800D1-	15,8		63	133	83	48	16	⊕
DC150-05-16.000D1-	16		63	133	83	48	16	⊕
DC150-05-16.500D1-	16,5		71	143	93	48	18	⊕
DC150-05-16.600D1-	16,6		71	143	93	48	18	⊕
DC150-05-17.000D1-	17		71	143	93	48	18	⊕
DC150-05-17.200D1-	17,2		71	143	93	48	18	⊕
DC150-05-17.300D1-	17,3		71	143	93	48	18	⊕
DC150-05-17.500D1-	17,5		71	143	93	48	18	⊕
DC150-05-17.700D1-	17,7		71	143	93	48	18	⊕
DC150-05-17.800D1-	17,8		71	143	93	48	18	⊕
DC150-05-18.000D1-	18		71	143	93	48	18	⊕
DC150-05-18.100D1-	18,1		77	153	101	50	20	⊕
DC150-05-18.500D1-	18,5		77	153	101	50	20	⊕
DC150-05-18.800D1-	18,8		77	153	101	50	20	⊕
DC150-05-19.000D1-	19		77	153	101	50	20	⊕
DC150-05-19.500D1-	19,5		77	153	101	50	20	⊕
DC150-05-19.700D1-	19,7		77	153	101	50	20	⊕
DC150-05-20.000D1-	20		77	153	101	50	20	⊕

DIN 6535 HE,
pivoté de 180°
DIN 6535 HB



Exemple de commande pour la nuance WJ30RE : DC150-05-03.000A1-WJ30RE

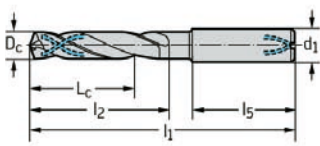


	P	M	K	N	S	H	O
WJ30TA	●●	●	●●	●●	●●	●●	●

	Désignation	D _c m7 mm	D _c Pouce/n°	L _c mm	l ₁ mm	l ₂ mm	l ₅ mm	d ₁ h6 mm	WJ30TA
Queue DIN 6535 HA 	DC150-08-03.000A1-	3		28	74	34	36	6	●●
	DC150-08-03.100A1-	3,1		28	74	34	36	6	●●
	DC150-08-03.175A1-	3,175	1/8"	28	74	34	36	6	●●
	DC150-08-03.200A1-	3,2		28	74	34	36	6	●●
	DC150-08-03.300A1-	3,3		28	74	34	36	6	●●
	DC150-08-03.400A1-	3,4		28	74	34	36	6	●●
	DC150-08-03.500A1-	3,5		28	74	34	36	6	●●
	DC150-08-03.572A1-	3,572	9/64"	28	74	34	36	6	●●
	DC150-08-03.600A1-	3,6		28	74	34	36	6	●●
	DC150-08-03.700A1-	3,7		28	74	34	36	6	●●
	DC150-08-03.800A1-	3,8		37	85	45	36	6	●●
	DC150-08-03.900A1-	3,9		37	85	45	36	6	●●
	DC150-08-03.969A1-	3,969	5/32"	37	85	45	36	6	●●
	DC150-08-04.000A1-	4		37	85	45	36	6	●●
	DC150-08-04.100A1-	4,1		37	85	45	36	6	●●
	DC150-08-04.200A1-	4,2		37	85	45	36	6	●●
	DC150-08-04.300A1-	4,3		37	85	45	36	6	●●
	DC150-08-04.366A1-	4,366	11/64"	37	85	45	36	6	●●
	DC150-08-04.400A1-	4,4		37	85	45	36	6	●●
	DC150-08-04.500A1-	4,5		37	85	45	36	6	●●
	DC150-08-04.600A1-	4,6		37	85	45	36	6	●●
	DC150-08-04.700A1-	4,7		37	85	45	36	6	●●
	DC150-08-04.763A1-	4,7		37	85	45	36	6	●●
	DC150-08-04.800A1-	4,8		48	97	57	36	6	●●
	DC150-08-04.900A1-	4,9		48	97	57	36	6	●●
	DC150-08-05.000A1-	5		48	97	57	36	6	●●
	DC150-08-05.100A1-	5,1		48	97	57	36	6	●●
	DC150-08-05.159A1-	5,159	13/64"	48	97	57	36	6	●●
	DC150-08-05.200A1-	5,2		48	97	57	36	6	●●
	DC150-08-05.300A1-	5,3		48	97	57	36	6	●●
	DC150-08-05.400A1-	5,4		48	97	57	36	6	●●
	DC150-08-05.500A1-	5,5		48	97	57	36	6	●●
DC150-08-05.556A1-	5,556	7/32"	48	97	57	36	6	●●	
DC150-08-05.600A1-	5,6		48	97	57	36	6	●●	
DC150-08-05.700A1-	5,7		48	97	57	36	6	●●	
DC150-08-05.800A1-	5,8		48	97	57	36	6	●●	
DC150-08-05.900A1-	5,9		48	97	57	36	6	●●	
DC150-08-05.953A1-	5,953	15/64"	48	97	57	36	6	●●	
DC150-08-06.000A1-	6		48	97	57	36	6	●●	
DC150-08-06.100A1-	6,1		55	106	66	36	8	●●	
DC150-08-06.200A1-	6,2		55	106	66	36	8	●●	
DC150-08-06.300A1-	6,3		55	106	66	36	8	●●	
DC150-08-06.350A1-	6,35	1/4"	55	106	66	36	8	●●	
DC150-08-06.400A1-	6,4		55	106	66	36	8	●●	
DC150-08-06.500A1-	6,5		55	106	66	36	8	●●	
DC150-08-06.600A1-	6,6		55	106	66	36	8	●●	
DC150-08-06.700A1-	6,7		55	106	66	36	8	●●	

	Désignation	D _c m7 mm	D _c Pouce/n°	L _c mm	l ₁ mm	l ₂ mm	l ₅ mm	d ₁ h6 mm	WJ30TA
<p>Queue DIN 6535 HA</p>	DC150-08-06.747A1-	6,747	17/64"	55	106	66	36	8	⊗
	DC150-08-06.800A1-	6,8		55	106	66	36	8	⊗
	DC150-08-06.900A1-	6,9		55	106	66	36	8	⊗
	DC150-08-07.000A1-	7		55	106	66	36	8	⊗
	DC150-08-07.100A1-	7,1		64	116	76	36	8	⊗
	DC150-08-07.144A1-	7,144	9/32"	64	116	76	36	8	⊗
	DC150-08-07.200A1-	7,2		64	116	76	36	8	⊗
	DC150-08-07.300A1-	7,3		64	116	76	36	8	⊗
	DC150-08-07.400A1-	7,4		64	116	76	36	8	⊗
	DC150-08-07.500A1-	7,5		64	116	76	36	8	⊗
	DC150-08-07.541A1-	7,541	19/64"	64	116	76	36	8	⊗
	DC150-08-07.600A1-	7,6		64	116	76	36	8	⊗
	DC150-08-07.700A1-	7,7		64	116	76	36	8	⊗
	DC150-08-07.800A1-	7,8		64	116	76	36	8	⊗
	DC150-08-07.900A1-	7,9		64	116	76	36	8	⊗
	DC150-08-07.938A1-	7,938	5/16"	64	116	76	36	8	⊗
	DC150-08-08.000A1-	8		64	116	76	36	8	⊗
	DC150-08-08.100A1-	8,1		80	139	95	40	10	⊗
	DC150-08-08.200A1-	8,2		80	139	95	40	10	⊗
	DC150-08-08.300A1-	8,3		80	139	95	40	10	⊗
	DC150-08-08.334A1-	8,334	21/64"	80	139	95	40	10	⊗
	DC150-08-08.400A1-	8,4		80	139	95	40	10	⊗
	DC150-08-08.500A1-	8,5		80	139	95	40	10	⊗
	DC150-08-08.600A1-	8,6		80	139	95	40	10	⊗
	DC150-08-08.700A1-	8,7		80	139	95	40	10	⊗
	DC150-08-08.731A1-	8,731	11/32"	80	139	95	40	10	⊗
	DC150-08-08.800A1-	8,8		80	139	95	40	10	⊗
	DC150-08-08.900A1-	8,9		80	139	95	40	10	⊗
	DC150-08-09.000A1-	9		80	139	95	40	10	⊗
	DC150-08-09.100A1-	9,1		80	139	95	40	10	⊗
	DC150-08-09.128A1-	9,128	23/64"	80	139	95	40	10	⊗
	DC150-08-09.200A1-	9,2		80	139	95	40	10	⊗
	DC150-08-09.300A1-	9,3		80	139	95	40	10	⊗
	DC150-08-09.400A1-	9,4		80	139	95	40	10	⊗
	DC150-08-09.500A1-	9,5		80	139	95	40	10	⊗
DC150-08-09.525A1-	9,525	3/8"	80	139	95	40	10	⊗	
DC150-08-09.600A1-	9,6		80	139	95	40	10	⊗	
DC150-08-09.700A1-	9,7		80	139	95	40	10	⊗	
DC150-08-09.800A1-	9,8		80	139	95	40	10	⊗	
DC150-08-09.900A1-	9,9		80	139	95	40	10	⊗	
DC150-08-09.922A1-	9,922	25/64"	80	139	95	40	10	⊗	
DC150-08-10.000A1-	10		80	139	95	40	10	⊗	
DC150-08-10.100A1-	10,1		96	163	114	45	12	⊗	
DC150-08-10.200A1-	10,2		96	163	114	45	12	⊗	
DC150-08-10.300A1-	10,3		96	163	114	45	12	⊗	
DC150-08-10.319A1-	10,319	13/32"	96	163	114	45	12	⊗	
DC150-08-10.400A1-	10,4		96	163	114	45	12	⊗	
DC150-08-10.500A1-	10,5		96	163	114	45	12	⊗	
DC150-08-10.700A1-	10,7		96	163	114	45	12	⊗	
DC150-08-10.716A1-	10,716	27/64"	96	163	114	45	12	⊗	
DC150-08-10.800A1-	10,8		96	163	114	45	12	⊗	
DC150-08-10.900A1-	10,9		96	163	114	45	12	⊗	
DC150-08-11.000A1-	11		96	163	114	45	12	⊗	
DC150-08-11.100A1-	11,1		96	163	114	45	12	⊗	
DC150-08-11.113A1-	11,113	7/16"	96	163	114	45	12	⊗	
DC150-08-11.200A1-	11,2		96	163	114	45	12	⊗	
DC150-08-11.300A1-	11,3		96	163	114	45	12	⊗	

Queue DIN 6535 HA

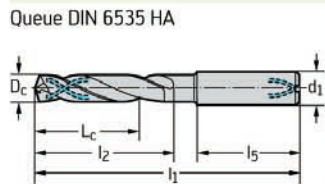


Désignation	D _c m7 mm	D _c Pouce/n°	L _c mm	l ₁ mm	l ₂ mm	l ₅ mm	d ₁ h6 mm	WJ30TA
DC150-08-11.500A1-	11,5		96	163	114	45	12	⊕
DC150-08-11.600A1-	11,6		96	163	114	45	12	⊕
DC150-08-11.700A1-	11,7		96	163	114	45	12	⊕
DC150-08-11.800A1-	11,8		96	163	114	45	12	⊕
DC150-08-11.900A1-	11,9		96	163	114	45	12	⊕
DC150-08-11.906A1-	11,906	15/32"	96	163	114	45	12	⊕
DC150-08-12.000A1-	12		96	163	114	45	12	⊕
DC150-08-12.303A1-	12,303	31/64"	119	182	133	45	14	⊕
DC150-08-12.500A1-	12,5		119	182	133	45	14	⊕
DC150-08-12.700A1-	12,7	1/2"	119	182	133	45	14	⊕
DC150-08-13.000A1-	13		119	182	133	45	14	⊕
DC150-08-13.494A1-	13,494	17/32"	119	182	133	45	14	⊕
DC150-08-13.500A1-	13,5		119	182	133	45	14	⊕
DC150-08-14.000A1-	14		119	182	133	45	14	⊕
DC150-08-14.288A1-	14,288	9/16"	136	204	152	48	16	⊕
DC150-08-14.500A1-	14,5		136	204	152	48	16	⊕
DC150-08-15.000A1-	15		136	204	152	48	16	⊕
DC150-08-15.500A1-	15,5		136	204	152	48	16	⊕
DC150-08-15.875A1-	15,875	5/8"	136	204	152	48	16	⊕
DC150-08-16.000A1-	16		136	204	152	48	16	⊕
DC150-08-16.500A1-	16,5		153	223	171	48	18	⊕
DC150-08-17.000A1-	17		153	223	171	48	18	⊕
DC150-08-17.500A1-	17,5		153	223	171	48	18	⊕
DC150-08-18.000A1-	18		153	223	171	48	18	⊕
DC150-08-18.500A1-	18,5		170	244	190	50	20	⊕
DC150-08-19.000A1-	19		170	244	190	50	20	⊕
DC150-08-19.050A1-	19,05	3/4"	170	244	190	50	20	⊕
DC150-08-19.500A1-	19,5		170	244	190	50	20	⊕
DC150-08-20.000A1-	20		170	244	190	50	20	⊕



	P	M	K	N	S	H	O
WJ30TA	●	●	●	●	●	●	●

	Désignation	D _c m7 mm	D _c Pouce/n°	L _c mm	l ₁ mm	l ₂ mm	l ₅ mm	d ₁ h6 mm	WJ30TA
<p>Queue DIN 6535 HA</p>	DC150-12-03.000A1-	3		48	92	54	36	6	●
	DC150-12-03.100A1-	3,1		48	92	54	36	6	●
	DC150-12-03.175A1-	3,175	1/8"	48	92	54	36	6	●
	DC150-12-03.200A1-	3,2		48	92	54	36	6	●
	DC150-12-03.300A1-	3,3		48	92	54	36	6	●
	DC150-12-03.400A1-	3,4		48	92	54	36	6	●
	DC150-12-03.500A1-	3,5		48	92	54	36	6	●
	DC150-12-03.572A1-	3,572	9/64"	48	92	54	36	6	●
	DC150-12-03.600A1-	3,6		48	92	54	36	6	●
	DC150-12-03.700A1-	3,7		48	92	54	36	6	●
	DC150-12-03.800A1-	3,8		56	102	64	36	6	●
	DC150-12-03.900A1-	3,9		56	102	64	36	6	●
	DC150-12-03.969A1-	3,969	5/32"	56	102	64	36	6	●
	DC150-12-04.000A1-	4		56	102	64	36	6	●
	DC150-12-04.100A1-	4,1		56	102	64	36	6	●
	DC150-12-04.200A1-	4,2		56	102	64	36	6	●
	DC150-12-04.300A1-	4,3		56	102	64	36	6	●
	DC150-12-04.366A1-	4,366	11/64"	56	102	64	36	6	●
	DC150-12-04.400A1-	4,4		56	102	64	36	6	●
	DC150-12-04.500A1-	4,5		56	102	64	36	6	●
	DC150-12-04.600A1-	4,6		56	102	64	36	6	●
	DC150-12-04.700A1-	4,7		56	102	64	36	6	●
	DC150-12-04.763A1-	4,763	3/16"	74	121	83	36	6	●
	DC150-12-04.800A1-	4,8		74	121	83	36	6	●
	DC150-12-04.900A1-	4,9		74	121	83	36	6	●
	DC150-12-05.000A1-	5		74	121	83	36	6	●
	DC150-12-05.100A1-	5,1		74	121	83	36	6	●
	DC150-12-05.159A1-	5,159	13/64"	74	121	83	36	6	●
	DC150-12-05.200A1-	5,2		74	121	83	36	6	●
	DC150-12-05.300A1-	5,3		74	121	83	36	6	●
	DC150-12-05.400A1-	5,4		74	121	83	36	6	●
	DC150-12-05.500A1-	5,5		74	121	83	36	6	●
	DC150-12-05.550A1-	5,55		74	121	83	36	6	●
	DC150-12-05.556A1-	5,556	7/32"	74	121	83	36	6	●
	DC150-12-05.600A1-	5,6		74	121	83	36	6	●
DC150-12-05.700A1-	5,7		74	121	83	36	6	●	
DC150-12-05.800A1-	5,8		74	121	83	36	6	●	
DC150-12-05.900A1-	5,9		74	121	83	36	6	●	
DC150-12-06.000A1-	6		74	121	83	36	6	●	
DC150-12-06.100A1-	6,1		98	148	110	36	8	●	
DC150-12-06.200A1-	6,2		98	148	110	36	8	●	
DC150-12-06.300A1-	6,3		98	148	110	36	8	●	
DC150-12-06.350A1-	6,35	1/4"	98	148	110	36	8	●	



Désignation	D _c m7 mm	D _c Pouce/n°	L _c mm	l ₁ mm	l ₂ mm	l ₅ mm	d ₁ h6 mm	WJ30TA
DC150-12-06.400A1-	6,4		98	148	110	36	8	☺
DC150-12-06.500A1-	6,5		98	148	110	36	8	☺
DC150-12-06.600A1-	6,6		98	148	110	36	8	☺
DC150-12-06.700A1-	6,7		98	148	110	36	8	☺
DC150-12-06.747A1-	6,747	17/64"	98	148	110	36	8	☺
DC150-12-06.800A1-	6,8		98	148	110	36	8	☺
DC150-12-06.900A1-	6,9		98	148	110	36	8	☺
DC150-12-07.000A1-	7		98	148	110	36	8	☺
DC150-12-07.100A1-	7,1		98	148	110	36	8	☺
DC150-12-07.144A1-	7,144	9/32"	98	148	110	36	8	☺
DC150-12-07.200A1-	7,2		98	148	110	36	8	☺
DC150-12-07.300A1-	7,3		98	148	110	36	8	☺
DC150-12-07.400A1-	7,4		98	148	110	36	8	☺
DC150-12-07.500A1-	7,5		98	148	110	36	8	☺
DC150-12-07.541A1-	7,541	19/64"	98	148	110	36	8	☺
DC150-12-07.800A1-	7,8		98	148	110	36	8	☺
DC150-12-07.900A1-	7,9		98	148	110	36	8	☺
DC150-12-07.938A1-	7,938	5/16"	98	148	110	36	8	☺
DC150-12-08.000A1-	8		98	148	110	36	8	☺
DC150-12-08.100A1-	8,1		123	180	138	40	10	☺
DC150-12-08.200A1-	8,2		123	180	138	40	10	☺
DC150-12-08.300A1-	8,3		123	180	138	40	10	☺
DC150-12-08.400A1-	8,4		123	180	138	40	10	☺
DC150-12-08.500A1-	8,5		123	180	138	40	10	☺
DC150-12-08.600A1-	8,6		123	180	138	40	10	☺
DC150-12-08.700A1-	8,7		123	180	138	40	10	☺
DC150-12-08.731A1-	8,731	11/32"	123	180	138	40	10	☺
DC150-12-08.800A1-	8,8		123	180	138	40	10	☺
DC150-12-09.000A1-	9		123	180	138	40	10	☺
DC150-12-09.128A1-	9,128	23/64"	123	180	138	40	10	☺
DC150-12-09.200A1-	9,2		123	180	138	40	10	☺
DC150-12-09.300A1-	9,3		123	180	138	40	10	☺
DC150-12-09.500A1-	9,5		123	180	138	40	10	☺
DC150-12-09.525A1-	9,525	3/8"	123	180	138	40	10	☺
DC150-12-09.600A1-	9,6		123	180	138	40	10	☺
DC150-12-09.700A1-	9,7		123	180	138	40	10	☺
DC150-12-09.800A1-	9,8		123	180	138	40	10	☺
DC150-12-09.922A1-	9,922	25/64"	123	180	138	40	10	☺
DC150-12-10.000A1-	10		123	180	138	40	10	☺
DC150-12-10.100A1-	10,1		140	206	158	45	12	☺
DC150-12-10.200A1-	10,2		140	206	158	45	12	☺
DC150-12-10.300A1-	10,3		140	206	158	45	12	☺
DC150-12-10.319A1-	10,319	13/32"	140	206	158	45	12	☺
DC150-12-10.500A1-	10,5		140	206	158	45	12	☺
DC150-12-10.716A1-	10,716	27/64"	140	206	158	45	12	☺
DC150-12-10.800A1-	10,8		140	206	158	45	12	☺
DC150-12-11.000A1-	11		140	206	158	45	12	☺
DC150-12-11.100A1-	11,1		140	206	158	45	12	☺
DC150-12-11.113A1-	11,113	7/16"	140	206	158	45	12	☺
DC150-12-11.200A1-	11,2		140	206	158	45	12	☺
DC150-12-11.500A1-	11,5		140	206	158	45	12	☺
DC150-12-11.509A1-	11,509	29/64"	140	206	158	45	12	☺
DC150-12-11.700A1-	11,7		140	206	158	45	12	☺
DC150-12-11.800A1-	11,8		140	206	158	45	12	☺
DC150-12-11.906A1-	11,906	15/32"	140	206	158	45	12	☺
DC150-12-12.000A1-	12		140	206	158	45	12	☺
DC150-12-12.100A1-	12,1		168	230	182	45	14	☺
DC150-12-12.200A1-	12,2		168	230	182	45	14	☺
DC150-12-12.300A1-	12,3		168	230	182	45	14	☺
DC150-12-12.303A1-	12,303	31/64"	168	230	182	45	14	☺
DC150-12-12.500A1-	12,5		168	230	182	45	14	☺

	Désignation	D _c m7 mm	D _c Pouce/n°	L _c mm	l ₁ mm	l ₂ mm	l ₅ mm	d ₁ h6 mm	WJ30TA
<p>Queue DIN 6535 HA</p>	DC150-12-12.600A1-	12,6		168	230	182	45	14	⊕
	DC150-12-12.700A1-	12,7	1/2"	168	230	182	45	14	⊕
	DC150-12-13.000A1-	13		168	230	182	45	14	⊕
	DC150-12-13.494A1-	13,494	17/32"	168	230	182	45	14	⊕
	DC150-12-13.500A1-	13,5		168	230	182	45	14	⊕
	DC150-12-14.000A1-	14		168	230	182	45	14	⊕
	DC150-12-14.288A1-	14,288	9/16"	192	260	208	48	16	⊕
	DC150-12-14.500A1-	14,5		192	260	208	48	16	⊕
	DC150-12-15.000A1-	15		192	260	208	48	16	⊕
	DC150-12-15.500A1-	15,5		192	260	208	48	16	⊕
	DC150-12-15.875A1-	15,875	5/8"	192	260	208	48	16	⊕
	DC150-12-16.000A1-	16		192	260	208	48	16	⊕
	DC150-12-16.500A1-	16,5		216	285	234	48	18	⊕
	DC150-12-17.000A1-	17		216	285	234	48	18	⊕
	DC150-12-17.500A1-	17,5		216	285	234	48	18	⊕
	DC150-12-18.000A1-	18		216	285	234	48	18	⊕
	DC150-12-19.000A1-	19		238	310	258	50	20	⊕
	DC150-12-20.000A1-	20		238	310	258	50	20	⊕

Taraud pour machines HSS-E TC216 PERFORM

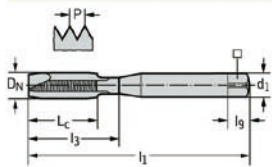


- Pour matériaux à copeaux longs



	P	M	K	N	S	H	O
WY80AA	●	●	●	●	●	●	●
WY80FC	●	●	●	●	●	●	●

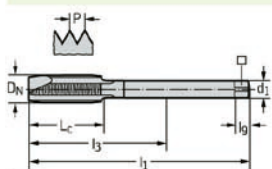
DIN 371



Désignation	DN	P mm	l ₁ mm	L _c mm	l ₃ mm	d ₁ h9 mm	□ mm	l ₉ mm	N	WY80AA	WY80FC
TC216-M3-C0-	M 3	0,5	56	9	18	3,5	2,7	6	2	●	●
TC216-M4-C0-	M 4	0,7	63	12	21	4,5	3,4	6	3	●	●
TC216-M5-C0-	M 5	0,8	70	13	25	6	4,9	8	3	●	●
TC216-M6-C0-	M 6	1	80	15	30	6	4,9	8	3	●	●
TC216-M8-C0-	M 8	1,25	90	18	35	8	6,2	9	3	●	●
TC216-M10-C0-	M 10	1,5	100	20	39	10	8	11	3	●	●

Exemple de commande pour la nuance WY80FC : TC216-M3-C0-WY80FC

DIN 376

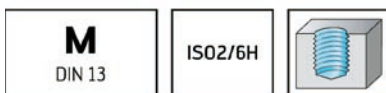
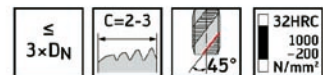


Désignation	DN	P mm	l ₁ mm	L _c mm	l ₃ mm	d ₁ h9 mm	□ mm	l ₉ mm	N	WY80AA	WY80FC
TC216-M12-L0-	M 12	1,75	110	23	83	9	7	10	3	●	●
TC216-M14-L0-	M 14	2	110	25	81	11	9	12	4	●	●
TC216-M16-L0-	M 16	2	110	25	68	12	9	12	4	●	●
TC216-M20-L0-	M 20	2,5	140	30	95	16	12	15	4	●	●

Taraud pour machines HSS-E TC115 PERFORM

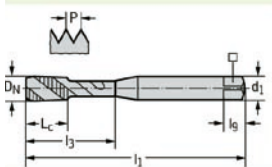


- Pour matériaux à copeaux longs



	P	M	K	N	S	H	O
WY80AA	●	●	●	●	●	●	●
WY80FC	●	●	●	●	●	●	●

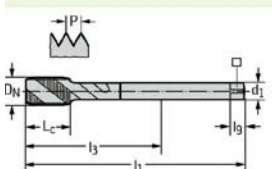
DIN 371



Désignation	DN	P mm	l ₁ mm	L _c mm	l ₃ mm	d ₁ h9 mm	□ mm	l ₉ mm	N	WY80AA	WY80FC
TC115-M3-C0-	M 3	0,5	56	6	18	3,5	2,7	6	3	●	●
TC115-M4-C0-	M 4	0,7	63	7	21	4,5	3,4	6	3	●	●
TC115-M5-C0-	M 5	0,8	70	8	25	6	4,9	8	3	●	●
TC115-M6-C0-	M 6	1	80	10	30	6	4,9	8	3	●	●
TC115-M8-C0-	M 8	1,25	90	12	35	8	6,2	9	3	●	●
TC115-M10-C0-	M 10	1,5	100	15	39	10	8	11	3	●	●

Exemple de commande pour la nuance WY80FC : TC115-M3-C0-WY80FC

DIN 376



Désignation	DN	P mm	l ₁ mm	L _c mm	l ₃ mm	d ₁ h9 mm	□ mm	l ₉ mm	N	WY80AA	WY80FC
TC115-M12-L0-	M 12	1,75	110	16	83	9	7	10	3	●	●
TC115-M14-L0-	M 14	2	110	20	81	11	9	12	3	●	●
TC115-M16-L0-	M 16	2	110	20	68	12	9	12	3	●	●
TC115-M20-L0-	M 20	2,5	140	25	95	16	12	15	4	●	●

Taraud pour machines HSS-E TC216 PERFORM

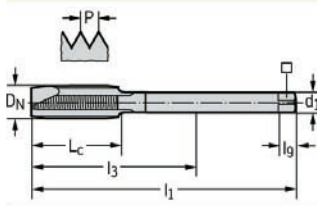


- Pour matériaux à copeaux longs



	P	M	K	N	S	H	O
WY80AA	●	●	●	●			
WY80FC	●	●	●	●			

DIN 374

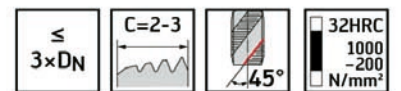


Désignation	DN	P mm	l ₁ mm	L _c mm	l ₃ mm	d ₁ h9 mm	mm	l _g mm	N	WY80AA	WY80FC
TC216-M8X1-L0-	MF 8x1	1	90	18	67	6	4,9	8	3	●	●
TC216-M10X1-L0-	MF 10x1	1	90	20	67	7	5,5	8	3	●	●
TC216-M12X1.25-L0-	MF 12x1.25	1,25	100	21	73	9	7	10	4	●	●
TC216-M12X1.5-L0-	MF 12x1.5	1,5	100	21	73	9	7	10	4	●	●
TC216-M14X1.5-L0-	MF 14x1.5	1,5	100	21	71	11	9	12	4	●	●
TC216-M16X1.5-L0-	MF 16x1.5	1,5	100	21	58	12	9	12	4	●	●
TC216-M18X1.5-L0-	MF 18x1.5	1,5	110	24	66	14	11	14	4	●	●

Taraud pour machines HSS-E TC115 PERFORM

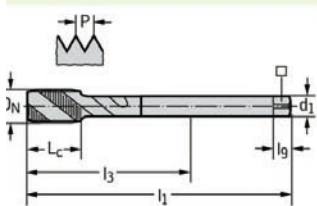


- Pour matériaux à copeaux longs



	P	M	K	N	S	H	O
WY80AA	●	●	●	●			
WY80FC	●	●	●	●			

DIN 374



Désignation	DN	P mm	l ₁ mm	L _c mm	l ₃ mm	d ₁ h9 mm	mm	l _g mm	N	WY80AA	WY80FC
TC115-M8X1-L0-	MF 8x1	1	90	12	67	6	4,9	8	3	●	●
TC115-M10X1-L0-	MF 10x1	1	90	12	67	7	5,5	8	3	●	●
TC115-M12X1.25-L0-	MF 12x1.25	1,25	100	13	73	9	7	10	4	●	●
TC115-M12X1.5-L0-	MF 12x1.5	1,5	100	13	73	9	7	10	4	●	●
TC115-M14X1.5-L0-	MF 14x1.5	1,5	100	15	71	11	9	12	4	●	●
TC115-M16X1.5-L0-	MF 16x1.5	1,5	100	15	58	12	9	12	4	●	●
TC115-M18X1.5-L0-	MF 18x1.5	1,5	110	17	66	14	11	14	4	●	●

Taraud pour machines HSS-E TC216 PERFORM



DIN/ANSI	Désignation	D _N -P	D _N pouces	l ₁ h9 pouces	L _c pouces	l ₃ pouces	d ₁ pouces	□ pouces	l _g pouce/ n°	N	WY80AA
	TC216DUNC6-C0-	UNC 6-32	0,138	2,205	0,433	0,787	0,141	0,110	3/16"	3	☼
	TC216DUNC8-C0-	UNC 8-32	0,164	2,480	0,472	0,827	0,168	0,131	1/4"	3	☼
	TC216DUNC10-C0-	UNC 10-24	0,190	2,756	0,512	0,984	0,194	0,152	1/4"	3	☼
	TC216DUNC1/4-C0-	UNC 1/4-20	0,250	3,150	0,591	1,181	0,255	0,191	5/16"	3	☼
	TC216DUNC5/16-C0-	UNC 5/16-18	0,313	3,543	0,709	1,378	0,318	0,238	3/8"	3	☼
	TC216DUNC3/8-C0-	UNC 3/8-16	0,375	3,937	0,787	1,535	0,381	0,286	7/16"	3	☼

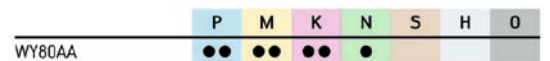
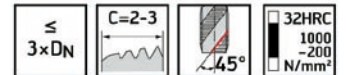
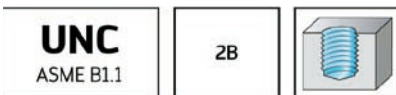
Longueur DIN / queue ANSI
Exemple de commande pour la nuance WY80AA : TC216DUNC6-C0-WY80AA

DIN/ANSI	Désignation	D _N -P	D _N pouces	l ₁ h9 pouces	L _c pouces	l ₃ pouces	d ₁ pouces	□ pouces	l _g pouce/ n°	N	WY80AA
	TC216DUNC1/2-L0-	UNC 1/2-13	0,500	4,331	0,906	3,224	0,367	0,275	7/16"	4	☼
	TC216DUNC5/8-L0-	UNC 5/8-11	0,625	4,331	0,984	2,587	0,480	0,360	9/16"	4	☼
	TC216DUNC3/4-L0-	UNC 3/4-10	0,750	4,921	1,181	3,051	0,590	0,442	11/16"	4	☼

Taraud pour machines HSS-E TC115 PERFORM



- Pour matériaux à copeaux longs

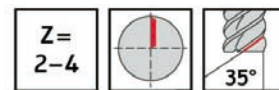
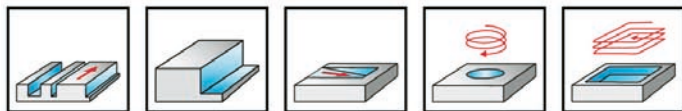


DIN/ANSI	Désignation	D _N -P	D _N pouces	l ₁ pouces	L _c pouces	l ₃ pouces	d ₁ h9 pouces	□ pouces	l _g pouce/ n°	N	WY80AA
	TC115DUNC6-C0-	UNC 6-32	0,138	2,205	0,256	0,787	0,141	0,110	3/16"	3	☼
	TC115DUNC8-C0-	UNC 8-32	0,164	2,480	0,276	0,827	0,168	0,131	1/4"	3	☼
	TC115DUNC10-C0-	UNC 10-24	0,190	2,756	0,315	0,984	0,194	0,152	1/4"	3	☼
	TC115DUNC1/4-C0-	UNC 1/4-20	0,250	3,150	0,394	1,181	0,255	0,191	5/16"	3	☼
	TC115DUNC5/16-C0-	UNC 5/16-18	0,313	3,543	0,472	1,378	0,318	0,238	3/8"	3	☼
	TC115DUNC3/8-C0-	UNC 3/8-16	0,375	3,937	0,591	1,535	0,381	0,286	7/16"	3	☼

Longueur DIN / queue ANSI
Exemple de commande pour la nuance WY80FC : TC115DUNC6-C0-WY80AA

DIN/ANSI	Désignation	D _N -P	D _N pouces	l ₁ pouces	L _c pouces	l ₃ pouces	d ₁ h9 pouces	□ pouces	l _g pouce/ n°	N	WY80AA
	TC115DUNC1/2-L0-	UNC 1/2-13	0,500	4,331	0,709	3,224	0,367	0,275	7/16"	3	☼
	TC115DUNC5/8-L0-	UNC 5/8-11	0,625	4,331	0,787	2,587	0,480	0,360	9/16"	3	☼
	TC115DUNC3/4-L0-	UNC 3/4-10	0,750	4,921	0,984	3,051	0,590	0,442	11/16"	4	☼

Fraise à dresser / rainurer en carbure monobloc MC232 Perform



	P	M	K	N	S	H	O
WJ30ED	●	●	●	●	●	●	●

DIN 6527 L		D _c h12 mm	L _c mm	l ₁ mm	l ₄ mm	d ₁ h6 mm	Z	WJ30ED
Queue DIN 6535 HA 	Désignation							
	MC232-02.0A2B-	2	6	57	21	4	2	●
	MC232-02.5A2B-	2.5	7	57	21	4	2	●
	MC232-03.0A2B-	3	7	57	21	4	2	●
	MC232-03.5A2B-	3.5	7	57	21	4	2	●
MC232-04.0A2B-	4	8	57	21	4	2	●	
Queue DIN 6535 HB 	Désignation							
	MC232-05.0W2B-	5	10	57	21	6	2	●
	MC232-06.0W2B-	6	10	57	21	6	2	●
	MC232-08.0W2B-	8	16	63	27	8	2	●
	MC232-10.0W2B-	10	19	72	32	10	2	●
	MC232-12.0W2B-	12	22	83	38	12	2	●
	MC232-16.0W2B-	16	26	92	44	16	2	●
MC232-20.0W2B-	20	32	104	54	20	2	●	

Exemple de commande pour la nuance WJ30ED : MC232-02.0A2B-WJ30ED

DIN 6527 L		D _c h12 mm	L _c mm	l ₁ mm	l ₄ mm	d ₁ h6 mm	Z	WJ30ED
Queue DIN 6535 HA 	Désignation							
	MC232-02.0A3B-	2	6	57	21	4	3	●
	MC232-02.5A3B-	2.5	7	57	21	4	3	●
	MC232-03.0A3B-	3	7	57	21	4	3	●
	MC232-03.5A3B-	3.5	7	57	21	4	3	●
MC232-04.0A3B-	4	8	57	21	4	3	●	
Queue DIN 6535 HB 	Désignation							
	MC232-05.0W3B-	5	10	57	21	6	3	●
	MC232-06.0W3B-	6	10	57	21	6	3	●
	MC232-08.0W3B-	8	16	63	27	8	3	●
	MC232-10.0W3B-	10	19	72	32	10	3	●
	MC232-12.0W3B-	12	22	83	38	12	3	●
	MC232-16.0W3B-	16	26	92	44	16	3	●
MC232-20.0W3B-	20	32	104	54	20	3	●	

DIN 6527 L		D_c h12 mm	L_c mm	l_1 mm	l_4 mm	d_1 h6 mm	Z	WJ30ED
Queue DIN 6535 HA	Désignation							
	MC232-02.0A4B-	2	7	57	21	4	4	●●
	MC232-02.5A4B-	2,5	8	57	21	4	4	●●
	MC232-03.0A4B-	3	8	57	21	4	4	●●
	MC232-03.5A4B-	3,5	10	57	21	4	4	●●
MC232-04.0A4B-	4	11	57	21	4	4	●●	
Queue DIN 6535 HB	MC232-05.0W4B-	5	13	57	21	6	4	●●
	MC232-06.0W4B-	6	13	57	21	6	4	●●
	MC232-08.0W4B-	8	19	63	27	8	4	●●
	MC232-10.0W4B-	10	22	72	32	10	4	●●
	MC232-12.0W4B-	12	26	83	38	12	4	●●
	MC232-16.0W4B-	16	32	92	44	16	4	●●
	MC232-20.0W4B-	20	38	104	54	20	4	●●

Outils de perçage en HSS

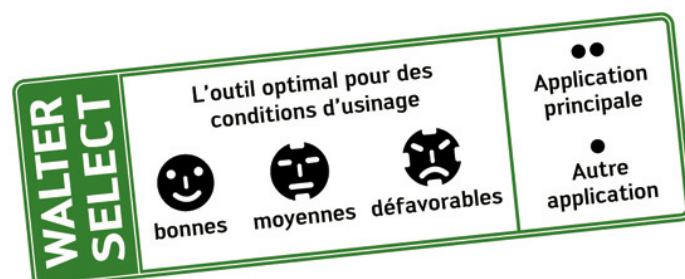
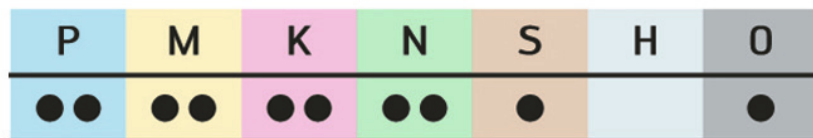
Etape par étape vers l'outil adéquat

ETAPE 1

Déterminez la **matière à usiner**.

Notez le **groupe d'usinage** correspondant à votre matériau, p. ex. : K5.

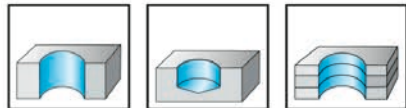
Lettres d'identification	Groupes d'usinage	Groupes des matériaux à usiner	
P	P1-P15	Acier	Tous les types d'acier, d'acier moulé, sauf acier inoxydable à structure austénitique
M	M1-M3	Acier inoxydable	Acier inoxydable austénitique, acier austénitique-ferritique et acier moulé
K	K1-K7	Fonte	Fonte grise, fonte nodulaire, fonte malléable, fonte à graphite vermiculaire
N	N1-N10	Métaux non ferreux	Aluminium et autres métaux non ferreux, matériaux non ferreux
S	S1-S10	Matériaux réfractaires et difficiles à usiner	Alliages spéciaux réfractaires à base de fer, de nickel et de cobalt, titane et alliages de titane
H	H1-H4	Matériaux durs	Acier trempé, matériaux en fonte moulée trempée, fonte en coquille
O	O1-O6	Autres	Matières plastiques, matières plastiques renforcées de fibres de verre et de carbone, graphite



Foret hélicoïdal HSS-E extra-court A1149XPL



UFL®



~3xD_C

DIN
1897

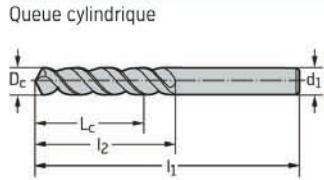


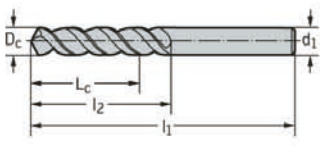
130°

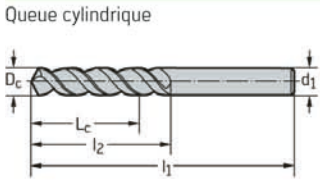
	P	M	K	N	S	H	O
XPL	●	●	●	●	●	●	●

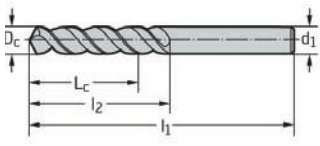
	Désignation XPL	D _C h8 mm	D _C pouces / n°	L _C mm	l ₁ mm	l ₂ mm	d ₁ f11 mm
	A1149XPL-1	1		4	26	6	1
	A1149XPL-N060	1,016	No. 60	4	26	6	1,016
	A1149XPL-N059	1,041	No. 59	4	26	6	1,041
	A1149XPL-N058	1,067	No. 58	5	28	7	1,067
	A1149XPL-N057	1,092	No. 57	5	28	7	1,092
	A1149XPL-1.1	1,1		5	28	7	1,1
	A1149XPL-N056	1,181	No. 56	6	30	8	1,181
	A1149XPL-3/64IN	1,191	3/64"	6	30	8	1,191
	A1149XPL-1.2	1,2		6	30	8	1,2
	A1149XPL-1.3	1,3		6	30	8	1,3
	A1149XPL-N055	1,321	No. 55	6	32	9	1,321
	A1149XPL-N054	1,397	No. 54	6	32	9	1,397
	A1149XPL-1.4	1,4		6	32	9	1,4
	A1149XPL-1.5	1,5		6	32	9	1,5
	A1149XPL-N053	1,511	No. 53	7	34	10	1,511
	A1149XPL-1/16IN	1,588	1/16"	7	34	10	1,588
	A1149XPL-1.6	1,6		7	34	10	1,6
	A1149XPL-N052	1,613	No. 52	7	34	10	1,613
	A1149XPL-1.7	1,7		7	34	10	1,7
	A1149XPL-N051	1,702	No. 51	8	36	11	1,702
	A1149XPL-N050	1,778	No. 50	8	36	11	1,778
	A1149XPL-1.8	1,8		8	36	11	1,8
	A1149XPL-N049	1,854	No. 49	8	36	11	1,854
	A1149XPL-1.9	1,9		8	36	11	1,9
	A1149XPL-N048	1,93	No. 48	8	38	12	1,93
	A1149XPL-5/64IN	1,984	5/64"	8	38	12	1,984
	A1149XPL-N047	1,994	No. 47	8	38	12	1,994
	A1149XPL-2	2		8	38	12	2
	A1149XPL-N046	2,057	No. 46	8	38	12	2,057
	A1149XPL-N045	2,083	No. 45	8	38	12	2,083
A1149XPL-2.1	2,1		8	38	12	2,1	
A1149XPL-N044	2,184	No. 44	9	40	13	2,184	
A1149XPL-2.2	2,2		9	40	13	2,2	
A1149XPL-N043	2,261	No. 43	9	40	13	2,261	
A1149XPL-2.3	2,3		9	40	13	2,3	
A1149XPL-N042	2,375	No. 42	10	43	14	2,375	
A1149XPL-3/32IN	2,381	3/32"	10	43	14	2,381	
A1149XPL-2.4	2,4		10	43	14	2,4	
A1149XPL-N041	2,438	No. 41	10	43	14	2,438	
A1149XPL-N040	2,489	No. 40	10	43	14	2,489	
A1149XPL-2.5	2,5		10	43	14	2,5	
A1149XPL-N039	2,527	No. 39	10	43	14	2,527	
A1149XPL-N038	2,578	No. 38	10	43	14	2,578	
A1149XPL-2.6	2,6		10	43	14	2,6	
A1149XPL-N037	2,642	No. 37	10	43	14	2,642	
A1149XPL-2.7	2,7		11	46	16	2,7	
A1149XPL-N036	2,705	No. 36	11	46	16	2,705	
A1149XPL-7/64IN	2,778	7/64"	11	46	16	2,778	

	Désignation XPL	D _c h8 mm	D _c pouces / n°	L _c mm	l ₁ mm	l ₂ mm	d ₁ f11 mm
Queue cylindrique	A1149XPL-N035	2,794	No. 35	11	46	16	2,794
	A1149XPL-2.8	2,8		11	46	16	2,8
	A1149XPL-N034	2,819	No. 34	11	46	16	2,819
	A1149XPL-N033	2,87	No. 33	11	46	16	2,87
	A1149XPL-2.9	2,9		11	46	16	2,9
	A1149XPL-N032	2,946	No. 32	11	46	16	2,946
	A1149XPL-3	3		11	46	16	3
	A1149XPL-N031	3,048	No. 31	12	49	18	3,048
	A1149XPL-3.1	3,1		12	49	18	3,1
	A1149XPL-1/8IN	3,175	1/8"	12	49	18	3,175
	A1149XPL-3.2	3,2		12	49	18	3,2
	A1149XPL-N030	3,264	No. 30	12	49	18	3,264
	A1149XPL-3.3	3,3		12	49	18	3,3
	A1149XPL-3.4	3,4		14	52	20	3,4
	A1149XPL-N029	3,454	No. 29	14	52	20	3,454
	A1149XPL-3.5	3,5		14	52	20	3,5
	A1149XPL-N028	3,569	No. 28	14	52	20	3,569
	A1149XPL-9/64IN	3,572	9/64"	14	52	20	3,572
	A1149XPL-3.6	3,6		14	52	20	3,6
	A1149XPL-N027	3,658	No. 27	14	52	20	3,658
	A1149XPL-3.7	3,7		14	52	20	3,7
	A1149XPL-N026	3,734	No. 26	14	52	20	3,734
	A1149XPL-N025	3,797	No. 25	15	55	22	3,797
	A1149XPL-3.8	3,8		15	55	22	3,8
	A1149XPL-N024	3,861	No. 24	15	55	22	3,861
	A1149XPL-3.9	3,9		15	55	22	3,9
	A1149XPL-N023	3,912	No. 23	15	55	22	3,912
	A1149XPL-5/32IN	3,969	5/32"	15	55	22	3,969
	A1149XPL-N022	3,988	No. 22	15	55	22	3,988
	A1149XPL-4	4		15	55	22	4
	A1149XPL-N021	4,039	No. 21	15	55	22	4,039
	A1149XPL-N020	4,089	No. 20	15	55	22	4,089
	A1149XPL-4.1	4,1		15	55	22	4,1
	A1149XPL-4.2	4,2		15	55	22	4,2
	A1149XPL-N019	4,216	No. 19	15	55	22	4,216
	A1149XPL-4.3	4,3		16	58	24	4,3
	A1149XPL-N018	4,305	No. 18	16	58	24	4,305
	A1149XPL-11/64IN	4,366	11/64"	16	58	24	4,366
	A1149XPL-N017	4,394	No. 17	16	58	24	4,394
	A1149XPL-4.4	4,4		16	58	24	4,4
	A1149XPL-N016	4,496	No. 16	16	58	24	4,496
	A1149XPL-4.5	4,5		16	58	24	4,5
	A1149XPL-N015	4,572	No. 15	16	58	24	4,572
	A1149XPL-4.6	4,6		16	58	24	4,6
	A1149XPL-N014	4,623	No. 14	16	58	24	4,623
	A1149XPL-4.65	4,65		16	58	24	4,65
	A1149XPL-N013	4,699	No. 13	16	58	24	4,699
	A1149XPL-4.7	4,7		16	58	24	4,7
	A1149XPL-3/16IN	4,763	3/16"	18	62	26	4,763
	A1149XPL-4.8	4,8		18	62	26	4,8
	A1149XPL-N012	4,801	No. 12	18	62	26	4,801
	A1149XPL-N011	4,851	No. 11	18	62	26	4,851
	A1149XPL-4.9	4,9		18	62	26	4,9
	A1149XPL-N010	4,915	No. 10	18	62	26	4,915
	A1149XPL-N09	4,978	No. 09	18	62	26	4,978
	A1149XPL-5	5		18	62	26	5
	A1149XPL-N08	5,055	No. 08	18	62	26	5,055
	A1149XPL-5.1	5,1		18	62	26	5,1



	Désignation XPL	D _c h8 mm	D _c pouces / n°	L _c mm	l ₁ mm	l ₂ mm	d ₁ f11 mm
Queue cylindrique	A1149XPL-N07	5,105	No. 07	18	62	26	5,105
	A1149XPL-13/64IN	5,159	13/64"	18	62	26	5,159
	A1149XPL-N06	5,182	No. 06	18	62	26	5,182
	A1149XPL-5.2	5,2		18	62	26	5,2
	A1149XPL-N05	5,22	No. 05	18	62	26	5,22
	A1149XPL-5.3	5,3		18	62	26	5,3
	A1149XPL-N04	5,309	No. 04	19	66	28	5,309
	A1149XPL-5.4	5,4		19	66	28	5,4
	A1149XPL-N03	5,41	No. 03	19	66	28	5,41
	A1149XPL-5.5	5,5		19	66	28	5,5
	A1149XPL-5.55	5,55		19	66	28	5,55
	A1149XPL-7/32IN	5,556	7/32"	19	66	28	5,556
	A1149XPL-5.6	5,6		19	66	28	5,6
	A1149XPL-N02	5,613	No. 02	19	66	28	5,613
	A1149XPL-5.7	5,7		19	66	28	5,7
	A1149XPL-N01	5,791	No. 01	19	66	28	5,791
	A1149XPL-5.8	5,8		19	66	28	5,8
	A1149XPL-5.9	5,9		19	66	28	5,9
	A1149XPL-LET.A	5,944	Let.A	19	66	28	5,944
	A1149XPL-15/64IN	5,953	15/64"	19	66	28	5,953
	A1149XPL-6	6		19	66	28	6
	A1149XPL-LET.B	6,045	Let.B	20	70	31	6,045
	A1149XPL-6.1	6,1		20	70	31	6,1
	A1149XPL-LET.C	6,147	Let.C	20	70	31	6,147
	A1149XPL-6.2	6,2		20	70	31	6,2
	A1149XPL-LET.D	6,248	Let.D	20	70	31	6,248
	A1149XPL-6.3	6,3		20	70	31	6,3
	A1149XPL-1/4IN	6,35	1/4"	20	70	31	6,35
	A1149XPL-6.4	6,4		20	70	31	6,4
	A1149XPL-6.5	6,5		20	70	31	6,5
	A1149XPL-LET.F	6,528	Let.F	20	70	31	6,528
	A1149XPL-6.6	6,6		20	70	31	6,6
	A1149XPL-LET.G	6,629	Let.G	20	70	31	6,629
	A1149XPL-6.7	6,7		20	70	31	6,7
	A1149XPL-17/64IN	6,747	17/64"	22	74	34	6,747
	A1149XPL-LET.H	6,756	Let.H	22	74	34	6,756
	A1149XPL-6.8	6,8		22	74	34	6,8
	A1149XPL-6.9	6,9		22	74	34	6,9
	A1149XPL-LET.I	6,909	Let.I	22	74	34	6,909
	A1149XPL-7	7		22	74	34	7
	A1149XPL-LET.J	7,036	Let.J	22	74	34	7,036
	A1149XPL-7.1	7,1		22	74	34	7,1
	A1149XPL-LET.K	7,137	Let.K	22	74	34	7,137
	A1149XPL-9/32IN	7,144	9/32"	22	74	34	7,144
	A1149XPL-7.2	7,2		22	74	34	7,2
	A1149XPL-7.3	7,3		22	74	34	7,3
	A1149XPL-LET.L	7,366	Let.L	22	74	34	7,366
	A1149XPL-7.4	7,4		22	74	34	7,4
	A1149XPL-LET.M	7,493	Let.M	22	74	34	7,493
	A1149XPL-7.5	7,5		22	74	34	7,5
	A1149XPL-19/64IN	7,541	19/64"	24	79	37	7,541
	A1149XPL-7.6	7,6		24	79	37	7,6
	A1149XPL-LET.N	7,671	Let.N	24	79	37	7,671
	A1149XPL-7.7	7,7		24	79	37	7,7
	A1149XPL-7.8	7,8		24	79	37	7,8
	A1149XPL-7.9	7,9		24	79	37	7,9
	A1149XPL-5/16IN	7,938	5/16"	24	79	37	7,938
	A1149XPL-8	8		24	79	37	8
	A1149XPL-LET.O	8,026	Let.O	24	79	37	8,026
	A1149XPL-8.1	8,1		24	79	37	8,1
	A1149XPL-8.2	8,2		24	79	37	8,2
	A1149XPL-LET.P	8,204	Let.P	24	79	37	8,204

	Désignation XPL	D _c h8 mm	D _c pouces / n°	L _c mm	l ₁ mm	l ₂ mm	d ₁ f11 mm
	A1149XPL-8.3	8,3		24	79	37	8,3
	A1149XPL-21/64IN	8,334	21/64"	24	79	37	8,334
	A1149XPL-8.4	8,4		24	79	37	8,4
	A1149XPL-LET.Q	8,433	Let.Q	24	79	37	8,433
	A1149XPL-8.5	8,5		24	79	37	8,5
	A1149XPL-8.6	8,6		25	84	40	8,6
	A1149XPL-LET.R	8,611	Let.R	25	84	40	8,611
	A1149XPL-8.7	8,7		25	84	40	8,7
	A1149XPL-11/32IN	8,731	11/32"	25	84	40	8,731
	A1149XPL-8.8	8,8		25	84	40	8,8
	A1149XPL-LET.S	8,839	Let.S	25	84	40	8,839
	A1149XPL-8.9	8,9		25	84	40	8,9
	A1149XPL-9	9		25	84	40	9
	A1149XPL-LET.T	9,093	Let.T	25	84	40	9,093
	A1149XPL-9.1	9,1		25	84	40	9,1
	A1149XPL-23/64IN	9,128	23/64"	25	84	40	9,128
	A1149XPL-9.2	9,2		25	84	40	9,2
	A1149XPL-9.3	9,3		25	84	40	9,3
	A1149XPL-LET.U	9,347	Let.U	25	84	40	9,347
	A1149XPL-9.4	9,4		25	84	40	9,4
	A1149XPL-9.5	9,5		25	84	40	9,5
	A1149XPL-3/8IN	9,525	3/8"	27	89	43	9,525
	A1149XPL-LET.V	9,576	Let.V	27	89	43	9,576
	A1149XPL-9.6	9,6		27	89	43	9,6
	A1149XPL-9.7	9,7		27	89	43	9,7
	A1149XPL-9.8	9,8		27	89	43	9,8
	A1149XPL-LET.W	9,804	Let.W	27	89	43	9,804
	A1149XPL-9.9	9,9		27	89	43	9,9
	A1149XPL-25/64IN	9,922	25/64"	27	89	43	9,922
	A1149XPL-10	10		27	89	43	10
	A1149XPL-LET.X	10,084	Let.X	27	89	43	10,084
	A1149XPL-10.2	10,2		27	89	43	10,2
	A1149XPL-LET.Y	10,262	Let.Y	27	89	43	10,262
	A1149XPL-13/32IN	10,319	13/32"	27	89	43	10,319
A1149XPL-LET.Z	10,49	Let.Z	27	89	43	10,49	
A1149XPL-10.5	10,5		27	89	43	10,5	
A1149XPL-27/64IN	10,716	27/64"	29	95	47	10,716	
A1149XPL-10.8	10,8		29	95	47	10,8	
A1149XPL-11	11		29	95	47	11	
A1149XPL-7/16IN	11,113	7/16"	29	95	47	11,113	
A1149XPL-11.2	11,2		29	95	47	11,2	
A1149XPL-11.3	11,3		29	95	47	11,3	
A1149XPL-11.5	11,5		29	95	47	11,5	
A1149XPL-29/64IN	11,509	29/64"	29	95	47	11,509	
A1149XPL-11.8	11,8		29	95	47	11,8	
A1149XPL-15/32IN	11,906	15/32"	37	102	51	11,906	
A1149XPL-12	12		37	102	51	12	
A1149XPL-31/64IN	12,303	31/64"	37	102	51	12,303	
A1149XPL-12.5	12,5		37	102	51	12,5	
A1149XPL-1/2IN	12,7	1/2"	37	102	51	12,7	
A1149XPL-12.8	12,8		37	102	51	12,8	
A1149XPL-13	13		37	102	51	13	
A1149XPL-33/64IN	13,097	33/64"	37	102	51	13,097	
A1149XPL-13.1	13,1		37	102	51	13,1	
A1149XPL-13.3	13,3		40	107	54	13,3	
A1149XPL-17/32IN	13,494	17/32"	40	107	54	13,494	
A1149XPL-13.5	13,5		40	107	54	13,5	
A1149XPL-35/64IN	13,891	35/64"	40	107	54	13,891	

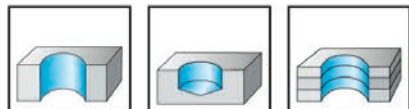
	Désignation XPL	D _c h8 mm	D _c pouces / n°	L _c mm	l ₁ mm	l ₂ mm	d ₁ f11 mm
Queue cylindrique	A1149XPL-14	14		40	107	54	14
	A1149XPL-9/16IN	14,288	9/16"	41	111	56	14,288
	A1149XPL-14.5	14,5		41	111	56	14,5
	A1149XPL-37/64IN	14,684	37/64"	41	111	56	14,684
	A1149XPL-15	15		41	111	56	15
	A1149XPL-19/32IN	15,081	19/32"	42	115	58	15,081
	A1149XPL-15.1	15,1		42	115	58	15,1
	A1149XPL-15.3	15,3		42	115	58	15,3
	A1149XPL-39/64IN	15,478	39/64"	42	115	58	15,478
	A1149XPL-15.5	15,5		42	115	58	15,5
	A1149XPL-5/8IN	15,875	5/8"	42	115	58	15,875
	A1149XPL-16	16		42	115	58	16
	A1149XPL-41/64IN	16,272	41/64"	43	119	60	16,272
	A1149XPL-16.5	16,5		43	119	60	16,5
	A1149XPL-21/32IN	16,669	21/32"	43	119	60	16,669
	A1149XPL-17	17		43	119	60	17
	A1149XPL-43/64IN	17,066	43/64"	44	123	62	17,066
	A1149XPL-11/16IN	17,463	11/16"	44	123	62	17,463
	A1149XPL-17.5	17,5		44	123	62	17,5
	A1149XPL-45/64IN	17,859	45/64"	44	123	62	17,859
	A1149XPL-18	18		44	123	62	18
	A1149XPL-23/32IN	18,256	23/32"	45	127	64	18,256
	A1149XPL-18.5	18,5		45	127	64	18,5
	A1149XPL-47/64IN	18,653	47/64"	45	127	64	18,653
	A1149XPL-19	19		45	127	64	19
	A1149XPL-3/4IN	19,05	3/4"	46	131	66	19,05
	A1149XPL-19.5	19,5		46	131	66	19,5
	A1149XPL-20	20		46	131	66	20

Foret hélicoïdal HSS-E extra-court A1148

UFL®

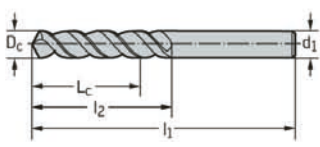


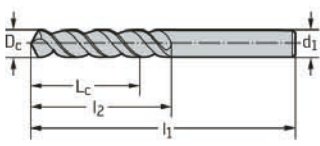
- Sans traitement jusqu'à 1,9 mm

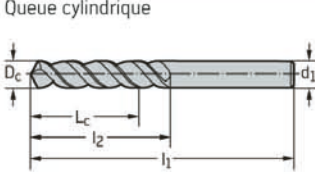


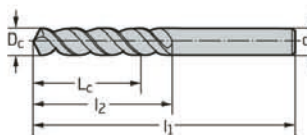
	P	M	K	N	S	H	O
sans revêtement	●●	●●	●●	●●	●●		●

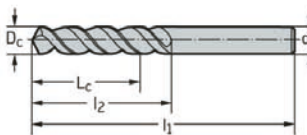
	Désignation sans revêtement	D _c h8 mm	D _c pouces / n°	L _c mm	l ₁ mm	l ₂ mm	d ₁ f11 mm
<p>Queue cylindrique</p>	A1148-1	1		4	26	6	1
	A1148-NO60	1,016	No. 60	4	26	6	1,016
	A1148-NO59	1,041	No. 59	4	26	6	1,041
	A1148-NO58	1,067	No. 58	5	28	7	1,067
	A1148-NO57	1,092	No. 57	5	28	7	1,092
	A1148-1.1	1,1		5	28	7	1,1
	A1148-NO56	1,181	No. 56	6	30	8	1,181
	A1148-3/64IN	1,191	3/64"	6	30	8	1,191
	A1148-1.2	1,2		6	30	8	1,2
	A1148-1.3	1,3		6	30	8	1,3
	A1148-NO55	1,321	No. 55	6	32	9	1,321
	A1148-NO54	1,397	No. 54	6	32	9	1,397
	A1148-1.4	1,4		6	32	9	1,4
	A1148-1.5	1,5		6	32	9	1,5
	A1148-NO53	1,511	No. 53	7	34	10	1,511
	A1148-1/16IN	1,588	1/16"	7	34	10	1,588
	A1148-1.6	1,6		7	34	10	1,6
	A1148-NO52	1,613	No. 52	7	34	10	1,613
	A1148-1.7	1,7		7	34	10	1,7
	A1148-NO51	1,702	No. 51	8	36	11	1,702
	A1148-NO50	1,778	No. 50	8	36	11	1,778
	A1148-1.8	1,8		8	36	11	1,8
	A1148-NO49	1,854	No. 49	8	36	11	1,854
	A1148-1.9	1,9		8	36	11	1,9
	A1148-NO48	1,93	No. 48	8	38	12	1,93
	A1148-5/64IN	1,984	5/64"	8	38	12	1,984
	A1148-NO47	1,994	No. 47	8	38	12	1,994
	A1148-2	2		8	38	12	2
A1148-NO46	2,057	No. 46	8	38	12	2,057	
A1148-NO45	2,083	No. 45	8	38	12	2,083	
A1148-2.1	2,1		8	38	12	2,1	
A1148-NO44	2,184	No. 44	9	40	13	2,184	
A1148-2.2	2,2		9	40	13	2,2	
A1148-NO43	2,261	No. 43	9	40	13	2,261	
A1148-2.3	2,3		9	40	13	2,3	
A1148-NO42	2,375	No. 42	10	43	14	2,375	
A1148-3/32IN	2,381	3/32"	10	43	14	2,381	
A1148-2.4	2,4		10	43	14	2,4	
A1148-NO41	2,438	No. 41	10	43	14	2,438	
A1148-NO40	2,489	No. 40	10	43	14	2,489	
A1148-2.5	2,5		10	43	14	2,5	
A1148-NO39	2,527	No. 39	10	43	14	2,527	
A1148-NO38	2,578	No. 38	10	43	14	2,578	
A1148-2.6	2,6		10	43	14	2,6	
A1148-NO37	2,642	No. 37	10	43	14	2,642	
A1148-2.7	2,7		11	46	16	2,7	
A1148-NO36	2,705	No. 36	11	46	16	2,705	
A1148-7/64IN	2,778	7/64"	11	46	16	2,778	

	Désignation sans revêtement	D _c h8 mm	D _c pouces / n°	L _c mm	l ₁ mm	l ₂ mm	d ₁ f11 mm
Queue cylindrique	A1148-N035	2,794	No. 35	11	46	16	2,794
	A1148-2.8	2,8		11	46	16	2,8
	A1148-N034	2,819	No. 34	11	46	16	2,819
	A1148-N033	2,87	No. 33	11	46	16	2,87
	A1148-2.9	2,9		11	46	16	2,9
	A1148-N032	2,946	No. 32	11	46	16	2,946
	A1148-3	3		11	46	16	3
	A1148-N031	3,048	No. 31	12	49	18	3,048
	A1148-3.1	3,1		12	49	18	3,1
	A1148-1/8IN	3,175	1/8"	12	49	18	3,175
	A1148-3.2	3,2		12	49	18	3,2
	A1148-N030	3,264	No. 30	12	49	18	3,264
	A1148-3.3	3,3		12	49	18	3,3
	A1148-3.4	3,4		14	52	20	3,4
	A1148-N029	3,454	No. 29	14	52	20	3,454
	A1148-3.5	3,5		14	52	20	3,5
	A1148-N028	3,569	No. 28	14	52	20	3,569
	A1148-9/64IN	3,572	9/64"	14	52	20	3,572
	A1148-3.6	3,6		14	52	20	3,6
	A1148-N027	3,658	No. 27	14	52	20	3,658
	A1148-3.7	3,7		14	52	20	3,7
	A1148-N026	3,734	No. 26	14	52	20	3,734
	A1148-N025	3,797	No. 25	15	55	22	3,797
	A1148-3.8	3,8		15	55	22	3,8
	A1148-N024	3,861	No. 24	15	55	22	3,861
	A1148-3.9	3,9		15	55	22	3,9
	A1148-N023	3,912	No. 23	15	55	22	3,912
	A1148-5/32IN	3,969	5/32"	15	55	22	3,969
	A1148-N022	3,988	No. 22	15	55	22	3,988
	A1148-4	4		15	55	22	4
	A1148-N021	4,039	No. 21	15	55	22	4,039
	A1148-N020	4,089	No. 20	15	55	22	4,089
	A1148-4.1	4,1		15	55	22	4,1
	A1148-4.2	4,2		15	55	22	4,2
	A1148-N019	4,216	No. 19	15	55	22	4,216
	A1148-4.3	4,3		16	58	24	4,3
	A1148-N018	4,305	No. 18	16	58	24	4,305
	A1148-11/64IN	4,366	11/64"	16	58	24	4,366
	A1148-N017	4,394	No. 17	16	58	24	4,394
	A1148-4.4	4,4		16	58	24	4,4
	A1148-N016	4,496	No. 16	16	58	24	4,496
	A1148-4.5	4,5		16	58	24	4,5
	A1148-N015	4,572	No. 15	16	58	24	4,572
	A1148-4.6	4,6		16	58	24	4,6
	A1148-N014	4,623	No. 14	16	58	24	4,623
	A1148-N013	4,699	No. 13	16	58	24	4,699
	A1148-4.7	4,7		16	58	24	4,7
	A1148-3/16IN	4,763	3/16"	18	62	26	4,763
	A1148-4.8	4,8		18	62	26	4,8
	A1148-N012	4,801	No. 12	18	62	26	4,801
	A1148-N011	4,851	No. 11	18	62	26	4,851
	A1148-4.9	4,9		18	62	26	4,9
	A1148-N010	4,915	No. 10	18	62	26	4,915
	A1148-N09	4,978	No. 09	18	62	26	4,978
	A1148-5	5		18	62	26	5
	A1148-N08	5,055	No. 08	18	62	26	5,055
	A1148-5.1	5,1		18	62	26	5,1
	A1148-N07	5,105	No. 07	18	62	26	5,105

	Désignation sans revêtement	D _c h8 mm	D _c pouces / n°	L _c mm	l ₁ mm	l ₂ mm	d ₁ f11 mm
Queue cylindrique	A1148-13/64IN	5,159	13/64"	18	62	26	5,159
	A1148-NO6	5,182	No. 06	18	62	26	5,182
	A1148-5.2	5,2		18	62	26	5,2
	A1148-NO5	5,22	No. 05	18	62	26	5,22
	A1148-5.3	5,3		18	62	26	5,3
	A1148-NO4	5,309	No. 04	19	66	28	5,309
	A1148-5.4	5,4		19	66	28	5,4
	A1148-NO3	5,41	No. 03	19	66	28	5,41
	A1148-5.5	5,5		19	66	28	5,5
	A1148-7/32IN	5,556	7/32"	19	66	28	5,556
	A1148-5.6	5,6		19	66	28	5,6
	A1148-NO2	5,613	No. 02	19	66	28	5,613
	A1148-5.7	5,7		19	66	28	5,7
	A1148-NO1	5,791	No. 01	19	66	28	5,791
	A1148-5.8	5,8		19	66	28	5,8
	A1148-5.9	5,9		19	66	28	5,9
	A1148-LET.A	5,944	Let.A	19	66	28	5,944
	A1148-15/64IN	5,953	15/64"	19	66	28	5,953
	A1148-6	6		19	66	28	6
	A1148-LET.B	6,045	Let.B	20	70	31	6,045
	A1148-6.1	6,1		20	70	31	6,1
	A1148-LET.C	6,147	Let.C	20	70	31	6,147
	A1148-6.2	6,2		20	70	31	6,2
	A1148-LET.D	6,248	Let.D	20	70	31	6,248
	A1148-6.3	6,3		20	70	31	6,3
	A1148-1/4IN	6,35	1/4"	20	70	31	6,35
	A1148-6.4	6,4		20	70	31	6,4
	A1148-6.5	6,5		20	70	31	6,5
	A1148-LET.F	6,528	Let.F	20	70	31	6,528
	A1148-6.6	6,6		20	70	31	6,6
	A1148-LET.G	6,629	Let.G	20	70	31	6,629
	A1148-6.7	6,7		20	70	31	6,7
	A1148-17/64IN	6,747	17/64"	22	74	34	6,747
	A1148-LET.H	6,756	Let.H	22	74	34	6,756
	A1148-6.8	6,8		22	74	34	6,8
	A1148-6.9	6,9		22	74	34	6,9
	A1148-LET.I	6,909	Let.I	22	74	34	6,909
	A1148-7	7		22	74	34	7
	A1148-LET.J	7,036	Let.J	22	74	34	7,036
	A1148-7.1	7,1		22	74	34	7,1
	A1148-LET.K	7,137	Let.K	22	74	34	7,137
	A1148-9/32IN	7,144	9/32"	22	74	34	7,144
	A1148-7.2	7,2		22	74	34	7,2
	A1148-7.3	7,3		22	74	34	7,3
	A1148-LET.L	7,366	Let.L	22	74	34	7,366
	A1148-7.4	7,4		22	74	34	7,4
	A1148-LET.M	7,493	Let.M	22	74	34	7,493
	A1148-7.5	7,5		22	74	34	7,5
	A1148-19/64IN	7,541	19/64"	24	79	37	7,541
	A1148-7.6	7,6		24	79	37	7,6
	A1148-LET.N	7,671	Let.N	24	79	37	7,671
	A1148-7.7	7,7		24	79	37	7,7
	A1148-7.8	7,8		24	79	37	7,8
	A1148-7.9	7,9		24	79	37	7,9
	A1148-5/16IN	7,938	5/16"	24	79	37	7,938
	A1148-8	8		24	79	37	8
	A1148-LET.O	8,026	Let.O	24	79	37	8,026
	A1148-8.1	8,1		24	79	37	8,1
	A1148-8.2	8,2		24	79	37	8,2
	A1148-LET.P	8,204	Let.P	24	79	37	8,204
	A1148-8.3	8,3		24	79	37	8,3
	A1148-21/64IN	8,334	21/64"	24	79	37	8,334

	Désignation sans revêtement	D _c h8 mm	D _c pouces / n°	L _c mm	l ₁ mm	l ₂ mm	d ₁ f11 mm
Queue cylindrique	A1148-8.4	8,4		24	79	37	8,4
	A1148-LET.Q	8,433	Let.Q	24	79	37	8,433
	A1148-8.5	8,5		24	79	37	8,5
	A1148-8.6	8,6		25	84	40	8,6
	A1148-LET.R	8,611	Let.R	25	84	40	8,611
	A1148-8.7	8,7		25	84	40	8,7
	A1148-11/32IN	8,731	11/32"	25	84	40	8,731
	A1148-8.8	8,8		25	84	40	8,8
	A1148-LET.S	8,839	Let.S	25	84	40	8,839
	A1148-8.9	8,9		25	84	40	8,9
	A1148-9	9		25	84	40	9
	A1148-LET.T	9,093	Let.T	25	84	40	9,093
	A1148-9.1	9,1		25	84	40	9,1
	A1148-23/64IN	9,128	23/64"	25	84	40	9,128
	A1148-9.2	9,2		25	84	40	9,2
	A1148-9.3	9,3		25	84	40	9,3
	A1148-LET.U	9,347	Let.U	25	84	40	9,347
	A1148-9.4	9,4		25	84	40	9,4
	A1148-9.5	9,5		25	84	40	9,5
	A1148-3/8IN	9,525	3/8"	27	89	43	9,525
	A1148-LET.V	9,576	Let.V	27	89	43	9,576
	A1148-9.6	9,6		27	89	43	9,6
	A1148-9.7	9,7		27	89	43	9,7
	A1148-9.8	9,8		27	89	43	9,8
	A1148-LET.W	9,804	Let.W	27	89	43	9,804
	A1148-9.9	9,9		27	89	43	9,9
	A1148-25/64IN	9,922	25/64"	27	89	43	9,922
	A1148-10	10		27	89	43	10
	A1148-LET.X	10,084	Let.X	27	89	43	10,084
	A1148-10.2	10,2		27	89	43	10,2
	A1148-LET.Y	10,262	Let.Y	27	89	43	10,262
	A1148-13/32IN	10,319	13/32"	27	89	43	10,319
	A1148-LET.Z	10,49	Let.Z	27	89	43	10,49
	A1148-10.5	10,5		27	89	43	10,5
	A1148-27/64IN	10,716	27/64"	29	95	47	10,716
	A1148-10.8	10,8		29	95	47	10,8
	A1148-11	11		29	95	47	11
	A1148-7/16IN	11,113	7/16"	29	95	47	11,113
	A1148-11.2	11,2		29	95	47	11,2
	A1148-11.5	11,5		29	95	47	11,5
	A1148-29/64IN	11,509	29/64"	29	95	47	11,509
	A1148-11.8	11,8		29	95	47	11,8
	A1148-15/32IN	11,906	15/32"	37	102	51	11,906
	A1148-12	12		37	102	51	12
	A1148-31/64IN	12,303	31/64"	37	102	51	12,303
	A1148-12.5	12,5		37	102	51	12,5
	A1148-1/2IN	12,7	1/2"	37	102	51	12,7
	A1148-12.8	12,8		37	102	51	12,8
	A1148-13	13		37	102	51	13
	A1148-33/64IN	13,097	33/64"	37	102	51	13,097
	A1148-13.3	13,3		40	107	54	13,3
	A1148-17/32IN	13,494	17/32"	40	107	54	13,494
	A1148-13.5	13,5		40	107	54	13,5
	A1148-35/64IN	13,891	35/64"	40	107	54	13,891
	A1148-14	14		40	107	54	14
	A1148-9/16IN	14,288	9/16"	41	111	56	14,288
	A1148-14.5	14,5		41	111	56	14,5
	A1148-37/64IN	14,684	37/64"	41	111	56	14,684

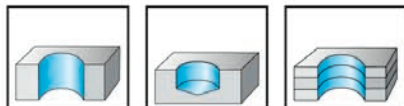
	Désignation sans revêtement	D _c h8 mm	D _c pouces / n°	L _c mm	l ₁ mm	l ₂ mm	d ₁ f11 mm
Queue cylindrique	A1148-8.4	8,4		24	79	37	8,4
	A1148-LET.Q	8,433	Let.Q	24	79	37	8,433
	A1148-8.5	8,5		24	79	37	8,5
	A1148-8.6	8,6		25	84	40	8,6
	A1148-LET.R	8,611	Let.R	25	84	40	8,611
	A1148-8.7	8,7		25	84	40	8,7
	A1148-11/32IN	8,731	11/32"	25	84	40	8,731
	A1148-8.8	8,8		25	84	40	8,8
	A1148-LET.S	8,839	Let.S	25	84	40	8,839
	A1148-8.9	8,9		25	84	40	8,9
	A1148-9	9		25	84	40	9
	A1148-LET.T	9,093	Let.T	25	84	40	9,093
	A1148-9.1	9,1		25	84	40	9,1
	A1148-23/64IN	9,128	23/64"	25	84	40	9,128
	A1148-9.2	9,2		25	84	40	9,2
	A1148-9.3	9,3		25	84	40	9,3
	A1148-LET.U	9,347	Let.U	25	84	40	9,347
	A1148-9.4	9,4		25	84	40	9,4
	A1148-9.5	9,5		25	84	40	9,5
	A1148-3/8IN	9,525	3/8"	27	89	43	9,525
	A1148-LET.V	9,576	Let.V	27	89	43	9,576
	A1148-9.6	9,6		27	89	43	9,6
	A1148-9.7	9,7		27	89	43	9,7
	A1148-9.8	9,8		27	89	43	9,8
	A1148-LET.W	9,804	Let.W	27	89	43	9,804
	A1148-9.9	9,9		27	89	43	9,9
	A1148-25/64IN	9,922	25/64"	27	89	43	9,922
	A1148-10	10		27	89	43	10
	A1148-LET.X	10,084	Let.X	27	89	43	10,084
	A1148-10.2	10,2		27	89	43	10,2
	A1148-LET.Y	10,262	Let.Y	27	89	43	10,262
	A1148-13/32IN	10,319	13/32"	27	89	43	10,319
	A1148-LET.Z	10,49	Let.Z	27	89	43	10,49
	A1148-10.5	10,5		27	89	43	10,5
	A1148-27/64IN	10,716	27/64"	29	95	47	10,716
	A1148-10.8	10,8		29	95	47	10,8
	A1148-11	11		29	95	47	11
	A1148-7/16IN	11,113	7/16"	29	95	47	11,113
	A1148-11.2	11,2		29	95	47	11,2
	A1148-11.5	11,5		29	95	47	11,5
	A1148-29/64IN	11,509	29/64"	29	95	47	11,509
	A1148-11.8	11,8		29	95	47	11,8
	A1148-15/32IN	11,906	15/32"	37	102	51	11,906
	A1148-12	12		37	102	51	12
	A1148-31/64IN	12,303	31/64"	37	102	51	12,303
	A1148-12.5	12,5		37	102	51	12,5
	A1148-1/2IN	12,7	1/2"	37	102	51	12,7
	A1148-12.8	12,8		37	102	51	12,8
	A1148-13	13		37	102	51	13
	A1148-33/64IN	13,097	33/64"	37	102	51	13,097
	A1148-13.3	13,3		40	107	54	13,3
	A1148-17/32IN	13,494	17/32"	40	107	54	13,494
	A1148-13.5	13,5		40	107	54	13,5
	A1148-35/64IN	13,891	35/64"	40	107	54	13,891
	A1148-14	14		40	107	54	14
	A1148-9/16IN	14,288	9/16"	41	111	56	14,288
	A1148-14.5	14,5		41	111	56	14,5
	A1148-37/64IN	14,684	37/64"	41	111	56	14,684

	Désignation sans revêtement	D _c h8 mm	D _c pouces / n°	L _c mm	l ₁ mm	l ₂ mm	d ₁ f11 mm
Queue cylindrique	A1148-15	15		41	111	56	15
	A1148-19/32IN	15,081	19/32"	42	115	58	15,081
	A1148-15.3	15.3		42	115	58	15.3
	A1148-39/64IN	15,478	39/64"	42	115	58	15,478
	A1148-15.5	15.5		42	115	58	15.5
	A1148-5/8IN	15,875	5/8"	42	115	58	15,875
	A1148-16	16		42	115	58	16
	A1148-41/64IN	16,272	41/64"	43	119	60	16,272
	A1148-16.5	16.5		43	119	60	16.5
	A1148-21/32IN	16,669	21/32"	43	119	60	16,669
	A1148-17	17		43	119	60	17
	A1148-43/64IN	17,066	43/64"	44	123	62	17,066
	A1148-11/16IN	17,463	11/16"	44	123	62	17,463
	A1148-17.5	17.5		44	123	62	17.5
	A1148-45/64IN	17,859	45/64"	44	123	62	17,859
	A1148-18	18		44	123	62	18
	A1148-23/32IN	18,256	23/32"	45	127	64	18,256
	A1148-18.5	18.5		45	127	64	18.5
	A1148-47/64IN	18,653	47/64"	45	127	64	18,653
	A1148-19	19		45	127	64	19
	A1148-3/4IN	19,05	3/4"	46	131	66	19,05
	A1148-19.5	19.5		46	131	66	19.5
	A1148-20	20		46	131	66	20

Micro-forets en HSS-E A3143

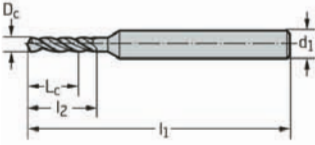


- Type ESU



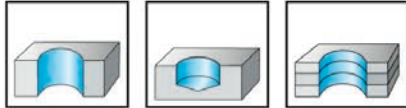
	P	M	K	N	S	H	O
sans revêtement	●●	●	●●	●●	●●		●

	Désignation sans revêtement	D _c 0-0,004 mm	L _c mm	l ₁ mm	l ₂ mm	d ₁ h8 mm	
	Queue cylindrique	A3143-0.05	0,05	0,2	25	0,3	1
		A3143-0.06	0,06	0,2	25	0,3	1
		A3143-0.07	0,07	0,2	25	0,4	1
		A3143-0.08	0,08	0,2	25	0,4	1
		A3143-0.09	0,09	0,2	25	0,4	1
		A3143-0.1	0,1	0,3	25	0,5	1
		A3143-0.11	0,11	0,3	25	0,5	1
		A3143-0.12	0,12	0,3	25	0,5	1
		A3143-0.13	0,13	0,5	25	0,8	1
		A3143-0.14	0,14	0,5	25	0,8	1
		A3143-0.15	0,15	0,5	25	0,8	1
		A3143-0.16	0,16	0,8	25	1,1	1
		A3143-0.17	0,17	0,8	25	1,1	1
		A3143-0.18	0,18	0,8	25	1,1	1
		A3143-0.19	0,19	0,8	25	1,1	1
		A3143-0.2	0,2	1,1	25	1,5	1
		A3143-0.21	0,21	1,1	25	1,5	1
		A3143-0.22	0,22	1,1	25	1,5	1
		A3143-0.23	0,23	1,1	25	1,5	1
		A3143-0.24	0,24	1,1	25	1,5	1
		A3143-0.25	0,25	1,4	25	1,9	1
		A3143-0.26	0,26	1,4	25	1,9	1
		A3143-0.27	0,27	1,4	25	1,9	1
		A3143-0.28	0,28	1,4	25	1,9	1
		A3143-0.29	0,29	1,4	25	1,9	1
		A3143-0.3	0,3	1,4	25	1,9	1
		A3143-0.31	0,31	1,8	25	2,4	1
		A3143-0.32	0,32	1,8	25	2,4	1
		A3143-0.33	0,33	1,8	25	2,4	1
		A3143-0.34	0,34	1,8	25	2,4	1
		A3143-0.35	0,35	1,8	25	2,4	1
		A3143-0.36	0,36	1,8	25	2,4	1
	A3143-0.37	0,37	1,8	25	2,4	1	
	A3143-0.38	0,38	1,8	25	2,4	1	
	A3143-0.39	0,39	2,2	25	3	1	
	A3143-0.4	0,4	2,2	25	3	1	
	A3143-0.41	0,41	2,2	25	3	1	
	A3143-0.42	0,42	2,2	25	3	1	
	A3143-0.43	0,43	2,2	25	3	1	
	A3143-0.44	0,44	2,2	25	3	1	
	A3143-0.45	0,45	2,2	25	3	1	
	A3143-0.46	0,46	2,2	25	3	1	
	A3143-0.47	0,47	2,2	25	3	1	
	A3143-0.48	0,48	2,2	25	3	1	
	A3143-0.49	0,49	2,6	25	3,4	1	
	A3143-0.5	0,5	2,6	25	3,4	1	
	A3143-0.51	0,51	2,6	25	3,4	1	
	A3143-0.52	0,52	2,6	25	3,4	1	

	Désignation sans revêtement	D _c 0-0,004 mm	L _c mm	l ₁ mm	l ₂ mm	d ₁ h8 mm
Queue cylindrique	A3143-0.53	0,53	2,6	25	3,4	1
	A3143-0.54	0,54	3	25	3,9	1
	A3143-0.55	0,55	3	25	3,9	1
	A3143-0.56	0,56	3	25	3,9	1
	A3143-0.57	0,57	3	25	3,9	1
	A3143-0.58	0,58	3	25	3,9	1
	A3143-0.59	0,59	3	25	3,9	1
	A3143-0.6	0,6	3	25	3,9	1
	A3143-0.61	0,61	3,1	25	4,2	1
	A3143-0.62	0,62	3,1	25	4,2	1
	A3143-0.63	0,63	3,1	25	4,2	1
	A3143-0.64	0,64	3,1	25	4,2	1
	A3143-0.65	0,65	3,1	25	4,2	1
	A3143-0.66	0,66	3,1	25	4,2	1
	A3143-0.67	0,67	3,1	25	4,2	1
	A3143-0.68	0,68	3,6	25	4,8	1
	A3143-0.69	0,69	3,6	25	4,8	1
	A3143-0.7	0,7	3,6	25	4,8	1
	A3143-0.71	0,71	3,6	25	4,8	1
	A3143-0.72	0,72	3,6	25	4,8	1
	A3143-0.73	0,73	3,6	25	4,8	1
	A3143-0.74	0,74	3,6	25	4,8	1
	A3143-0.75	0,75	3,6	25	4,8	1
	A3143-0.76	0,76	4,1	25	5,3	1
	A3143-0.77	0,77	4,1	25	5,3	1
	A3143-0.78	0,78	4,1	25	5,3	1
	A3143-0.79	0,79	4,1	25	5,3	1
	A3143-0.8	0,8	4	25	5,3	1,5
	A3143-0.81	0,81	4	25	5,3	1,5
	A3143-0.82	0,82	4	25	5,3	1,5
	A3143-0.83	0,83	4	25	5,3	1,5
	A3143-0.84	0,84	4	25	5,3	1,5
	A3143-0.85	0,85	4	25	5,3	1,5
	A3143-0.86	0,86	4,5	25	6	1,5
	A3143-0.87	0,87	4,5	25	6	1,5
	A3143-0.88	0,88	4,5	25	6	1,5
	A3143-0.89	0,89	4,5	25	6	1,5
	A3143-0.9	0,9	4,5	25	6	1,5
	A3143-0.91	0,91	4,5	25	6	1,5
	A3143-0.92	0,92	4,5	25	6	1,5
	A3143-0.93	0,93	4,5	25	6	1,5
	A3143-0.94	0,94	4,5	25	6	1,5
	A3143-0.95	0,95	4,5	25	6	1,5
	A3143-0.96	0,96	5	25	6,8	1,5
	A3143-0.97	0,97	5	25	6,8	1,5
	A3143-0.98	0,98	5	25	6,8	1,5
	A3143-0.99	0,99	5	25	6,8	1,5
	A3143-1	1	5	25	6,8	1,5
	A3143-1.05	1,05	5	25	6,8	1,5
	A3143-1.1	1,1	5	25	7,6	1,5
	A3143-1.15	1,15	5	25	7,6	1,5
	A3143-1.2	1,2	6	25	8,5	1,5
	A3143-1.25	1,25	6	25	8,5	1,5
	A3143-1.3	1,3	6	25	8,5	1,5
	A3143-1.35	1,35	7	25	9,5	1,5
	A3143-1.4	1,4	7	25	9,5	1,5
	A3143-1.45	1,45	7	25	9,5	1,5

Foret pour perçage profond en HSS-E A1249XPL

UFL®



~8xD_c

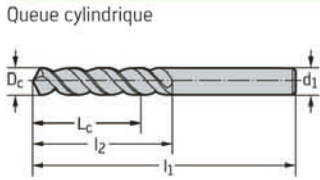
DIN
338

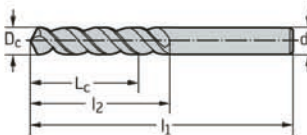


130°

	P	M	K	N	S	H	O
XPL	●	●	●	●	●		●

	Désignation XPL	D _c h8 mm	D _c pouces / n°	L _c mm	l ₁ mm	l ₂ mm	d ₁ f11 mm
	A1249XPL-1	1		10	34	12	1
	A1249XPL-N060	1,016	No. 60	10	34	12	1,016
	A1249XPL-N059	1,041	No. 59	10	34	12	1,041
	A1249XPL-N058	1,067	No. 58	12	36	14	1,067
	A1249XPL-N057	1,092	No. 57	12	36	14	1,092
	A1249XPL-1.1	1,1		12	36	14	1,1
	A1249XPL-N056	1,181	No. 56	14	38	16	1,181
	A1249XPL-3/64IN	1,191	3/64"	14	38	16	1,191
	A1249XPL-1.2	1,2		14	38	16	1,2
	A1249XPL-1.3	1,3		14	38	16	1,3
	A1249XPL-N055	1,321	No. 55	15	40	18	1,321
	A1249XPL-N054	1,397	No. 54	15	40	18	1,397
	A1249XPL-1.4	1,4		15	40	18	1,4
	A1249XPL-1.5	1,5		15	40	18	1,5
	A1249XPL-N053	1,511	No. 53	17	43	20	1,511
	A1249XPL-1/16IN	1,588	1/16"	17	43	20	1,588
	A1249XPL-1.6	1,6		17	43	20	1,6
	A1249XPL-N052	1,613	No. 52	17	43	20	1,613
	A1249XPL-1.7	1,7		17	43	20	1,7
	A1249XPL-N051	1,702	No. 51	19	46	22	1,702
	A1249XPL-N050	1,778	No. 50	19	46	22	1,778
	A1249XPL-1.8	1,8		19	46	22	1,8
	A1249XPL-N049	1,854	No. 49	19	46	22	1,854
	A1249XPL-1.9	1,9		19	46	22	1,9
	A1249XPL-N048	1,93	No. 48	20	49	24	1,93
	A1249XPL-5/64IN	1,984	5/64"	20	49	24	1,984
	A1249XPL-N047	1,994	No. 47	20	49	24	1,994
	A1249XPL-2	2		20	49	24	2
	A1249XPL-N046	2,057	No. 46	20	49	24	2,057
	A1249XPL-N045	2,083	No. 45	20	49	24	2,083
	A1249XPL-2.1	2,1		20	49	24	2,1
	A1249XPL-N044	2,184	No. 44	23	53	27	2,184
A1249XPL-2.2	2,2		23	53	27	2,2	
A1249XPL-N043	2,261	No. 43	23	53	27	2,261	
A1249XPL-2.3	2,3		23	53	27	2,3	
A1249XPL-N042	2,375	No. 42	26	57	30	2,375	
A1249XPL-3/32IN	2,381	3/32"	26	57	30	2,381	
A1249XPL-2.4	2,4		26	57	30	2,4	
A1249XPL-N041	2,438	No. 41	26	57	30	2,438	
A1249XPL-N040	2,489	No. 40	26	57	30	2,489	
A1249XPL-2.5	2,5		26	57	30	2,5	
A1249XPL-N039	2,527	No. 39	26	57	30	2,527	
A1249XPL-N038	2,578	No. 38	26	57	30	2,578	
A1249XPL-2.6	2,6		26	57	30	2,6	
A1249XPL-N037	2,642	No. 37	26	57	30	2,642	
A1249XPL-2.7	2,7		28	61	33	2,7	
A1249XPL-N036	2,705	No. 36	28	61	33	2,705	
A1249XPL-7/64IN	2,778	7/64"	28	61	33	2,778	

	Désignation XPL	D _c h8 mm	D _c pouces / n°	L _c mm	l ₁ mm	l ₂ mm	d ₁ f11 mm
	A1249XPL-N035	2,794	No. 35	28	61	33	2,794
	A1249XPL-2.8	2,8		28	61	33	2,8
	A1249XPL-N034	2,819	No. 34	28	61	33	2,819
	A1249XPL-N033	2,87	No. 33	28	61	33	2,87
	A1249XPL-2.9	2,9		28	61	33	2,9
	A1249XPL-N032	2,946	No. 32	28	61	33	2,946
	A1249XPL-3	3		28	61	33	3
	A1249XPL-N031	3,048	No. 31	30	65	36	3,048
	A1249XPL-3.1	3,1		30	65	36	3,1
	A1249XPL-1/8IN	3,175	1/8"	30	65	36	3,175
	A1249XPL-3.2	3,2		30	65	36	3,2
	A1249XPL-N030	3,264	No. 30	30	65	36	3,264
	A1249XPL-3.3	3,3		30	65	36	3,3
	A1249XPL-3.4	3,4		33	70	39	3,4
	A1249XPL-N029	3,454	No. 29	33	70	39	3,454
	A1249XPL-3.5	3,5		33	70	39	3,5
	A1249XPL-N028	3,569	No. 28	33	70	39	3,569
	A1249XPL-9/64IN	3,572	9/64"	33	70	39	3,572
	A1249XPL-3.6	3,6		33	70	39	3,6
	A1249XPL-N027	3,658	No. 27	33	70	39	3,658
	A1249XPL-3.7	3,7		33	70	39	3,7
	A1249XPL-N026	3,734	No. 26	33	70	39	3,734
	A1249XPL-N025	3,797	No. 25	36	75	43	3,797
	A1249XPL-3.8	3,8		36	75	43	3,8
	A1249XPL-N024	3,861	No. 24	36	75	43	3,861
	A1249XPL-3.9	3,9		36	75	43	3,9
	A1249XPL-N023	3,912	No. 23	36	75	43	3,912
	A1249XPL-5/32IN	3,969	5/32"	36	75	43	3,969
	A1249XPL-N022	3,988	No. 22	36	75	43	3,988
	A1249XPL-4	4		36	75	43	4
	A1249XPL-N021	4,039	No. 21	36	75	43	4,039
	A1249XPL-N020	4,089	No. 20	36	75	43	4,089
	A1249XPL-4.1	4,1		36	75	43	4,1
A1249XPL-4.2	4,2		36	75	43	4,2	
A1249XPL-N019	4,216	No. 19	36	75	43	4,216	
A1249XPL-4.3	4,3		39	80	47	4,3	
A1249XPL-N018	4,305	No. 18	39	80	47	4,305	
A1249XPL-11/64IN	4,366	11/64"	39	80	47	4,366	
A1249XPL-N017	4,394	No. 17	39	80	47	4,394	
A1249XPL-4.4	4,4		39	80	47	4,4	
A1249XPL-N016	4,496	No. 16	39	80	47	4,496	
A1249XPL-4.5	4,5		39	80	47	4,5	
A1249XPL-N015	4,572	No. 15	39	80	47	4,572	
A1249XPL-4.6	4,6		39	80	47	4,6	
A1249XPL-N014	4,623	No. 14	39	80	47	4,623	
A1249XPL-4.65	4,65		39	80	47	4,65	
A1249XPL-N013	4,699	No. 13	39	80	47	4,699	
A1249XPL-4.7	4,7		39	80	47	4,7	
A1249XPL-3/16IN	4,763	3/16"	44	86	52	4,763	
A1249XPL-4.8	4,8		44	86	52	4,8	
A1249XPL-N012	4,801	No. 12	44	86	52	4,801	
A1249XPL-N011	4,851	No. 11	44	86	52	4,851	
A1249XPL-4.9	4,9		44	86	52	4,9	
A1249XPL-N010	4,915	No. 10	44	86	52	4,915	
A1249XPL-N09	4,978	No. 09	44	86	52	4,978	
A1249XPL-5	5		44	86	52	5	
A1249XPL-N08	5,055	No. 08	44	86	52	5,055	
A1249XPL-5.1	5,1		44	86	52	5,1	

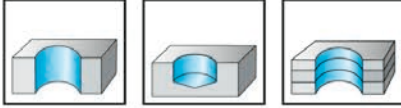
	Désignation XPL	D _c h8 mm	D _c pouces / n°	L _c mm	l ₁ mm	l ₂ mm	d ₁ f11 mm
Queue cylindrique	A1249XPL-N07	5,105	No. 07	44	86	52	5,105
	A1249XPL-13/64IN	5,159	13/64"	44	86	52	5,159
	A1249XPL-N06	5,182	No. 06	44	86	52	5,182
	A1249XPL-5.2	5,2		44	86	52	5,2
	A1249XPL-N05	5,22	No. 05	44	86	52	5,22
	A1249XPL-5.3	5,3		44	86	52	5,3
	A1249XPL-N04	5,309	No. 04	48	93	57	5,309
	A1249XPL-5.4	5,4		48	93	57	5,4
	A1249XPL-N03	5,41	No. 03	48	93	57	5,41
	A1249XPL-5.5	5,5		48	93	57	5,5
	A1249XPL-5.55	5,55		48	93	57	5,55
	A1249XPL-7/32IN	5,556	7/32"	48	93	57	5,556
	A1249XPL-5.6	5,6		48	93	57	5,6
	A1249XPL-N02	5,613	No. 02	48	93	57	5,613
	A1249XPL-5.7	5,7		48	93	57	5,7
	A1249XPL-N01	5,791	No. 01	48	93	57	5,791
	A1249XPL-5.8	5,8		48	93	57	5,8
	A1249XPL-5.9	5,9		48	93	57	5,9
	A1249XPL-15/64IN	5,953	15/64"	48	93	57	5,953
	A1249XPL-6	6		48	93	57	6
	A1249XPL-6.1	6,1		52	101	63	6,1
	A1249XPL-6.2	6,2		52	101	63	6,2
	A1249XPL-6.3	6,3		52	101	63	6,3
	A1249XPL-1/4IN	6,35	1/4"	52	101	63	6,35
	A1249XPL-6.4	6,4		52	101	63	6,4
	A1249XPL-6.5	6,5		52	101	63	6,5
	A1249XPL-6.6	6,6		52	101	63	6,6
	A1249XPL-6.7	6,7		52	101	63	6,7
	A1249XPL-17/64IN	6,747	17/64"	57	109	69	6,747
	A1249XPL-6.8	6,8		57	109	69	6,8
	A1249XPL-6.9	6,9		57	109	69	6,9
	A1249XPL-7	7		57	109	69	7
	A1249XPL-7.1	7,1		57	109	69	7,1
	A1249XPL-9/32IN	7,144	9/32"	57	109	69	7,144
	A1249XPL-7.2	7,2		57	109	69	7,2
	A1249XPL-7.3	7,3		57	109	69	7,3
	A1249XPL-7.4	7,4		57	109	69	7,4
	A1249XPL-7.5	7,5		57	109	69	7,5
	A1249XPL-19/64IN	7,541	19/64"	62	117	75	7,541
	A1249XPL-7.6	7,6		62	117	75	7,6
	A1249XPL-7.7	7,7		62	117	75	7,7
	A1249XPL-7.8	7,8		62	117	75	7,8
	A1249XPL-7.9	7,9		62	117	75	7,9
	A1249XPL-5/16IN	7,938	5/16"	62	117	75	7,938
	A1249XPL-8	8		62	117	75	8
	A1249XPL-8.1	8,1		62	117	75	8,1
	A1249XPL-8.2	8,2		62	117	75	8,2
	A1249XPL-8.3	8,3		62	117	75	8,3
	A1249XPL-21/64IN	8,334	21/64"	62	117	75	8,334
	A1249XPL-8.4	8,4		62	117	75	8,4
	A1249XPL-8.5	8,5		62	117	75	8,5
	A1249XPL-8.6	8,6		66	125	81	8,6
	A1249XPL-8.7	8,7		66	125	81	8,7
	A1249XPL-11/32IN	8,731	11/32"	66	125	81	8,731
	A1249XPL-8.8	8,8		66	125	81	8,8
	A1249XPL-8.9	8,9		66	125	81	8,9
	A1249XPL-9	9		66	125	81	9
	A1249XPL-9.1	9,1		66	125	81	9,1
	A1249XPL-23/64IN	9,128	23/64"	66	125	81	9,128
	A1249XPL-9.2	9,2		66	125	81	9,2
	A1249XPL-9.3	9,3		66	125	81	9,3
	A1249XPL-9.4	9,4		66	125	81	9,4

	Désignation XPL	D _c h8 mm	D _c pouces / n°	L _c mm	l ₁ mm	l ₂ mm	d ₁ f11 mm
<p>Queue cylindrique</p>	A1249XPL-9.5	9,5		66	125	81	9,5
	A1249XPL-3/8IN	9,525	3/8"	71	133	87	9,525
	A1249XPL-9.6	9,6		71	133	87	9,6
	A1249XPL-9.7	9,7		71	133	87	9,7
	A1249XPL-9.8	9,8		71	133	87	9,8
	A1249XPL-9.9	9,9		71	133	87	9,9
	A1249XPL-25/64IN	9,922	25/64"	71	133	87	9,922
	A1249XPL-10	10		71	133	87	10
	A1249XPL-10.2	10,2		71	133	87	10,2
	A1249XPL-13/32IN	10,319	13/32"	71	133	87	10,319
	A1249XPL-10.5	10,5		71	133	87	10,5
	A1249XPL-27/64IN	10,716	27/64"	76	142	94	10,716
	A1249XPL-11	11		76	142	94	11
	A1249XPL-7/16IN	11,113	7/16"	76	142	94	11,113
	A1249XPL-11.2	11,2		76	142	94	11,2
	A1249XPL-11.3	11,3		76	142	94	11,3
	A1249XPL-11.5	11,5		76	142	94	11,5
	A1249XPL-29/64IN	11,509	29/64"	76	142	94	11,509
	A1249XPL-15/32IN	11,906	15/32"	87	151	101	11,906
	A1249XPL-12	12		87	151	101	12
A1249XPL-31/64IN	12,303	31/64"	87	151	101	12,303	
A1249XPL-12.5	12,5		87	151	101	12,5	
A1249XPL-1/2IN	12,7	1/2"	87	151	101	12,7	
A1249XPL-13	13		87	151	101	13	
A1249XPL-13.1	13,1		87	151	101	13,1	
A1249XPL-13.3	13,3		94	160	108	13,3	
A1249XPL-13.5	13,5		94	160	108	13,5	
A1249XPL-14	14		94	160	108	14	
A1249XPL-14.5	14,5		99	169	114	14,5	
A1249XPL-15	15		99	169	114	15	
A1249XPL-15.1	15,1		104	178	120	15,1	
A1249XPL-15.3	15,3		104	178	120	15,3	
A1249XPL-15.5	15,5		104	178	120	15,5	
A1249XPL-16	16		104	178	120	16	
A1249XPL-16.5	16,5		108	184	125	16,5	
A1249XPL-17	17		108	184	125	17	
A1249XPL-17.5	17,5		112	191	130	17,5	
A1249XPL-18	18		112	191	130	18	
A1249XPL-18.5	18,5		116	198	135	18,5	
A1249XPL-19	19		116	198	135	19	
A1249XPL-19.5	19,5		120	205	140	19,5	
A1249XPL-20	20		120	205	140	20	

Foret hélicoïdal en HSS-E A1244

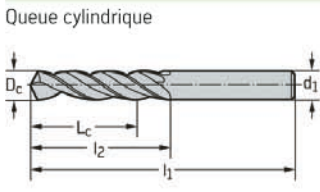


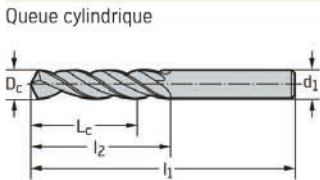
- Disponible en coffret

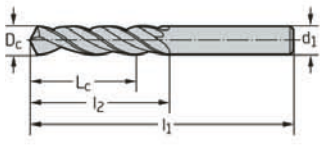


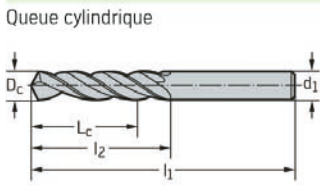
	P	M	K	N	S	H	O
sans revêtement	●	●●	■	●	●●	■	■

	Désignation sans revêtement	D _c h8 mm	D _c pouces / n°	L _c mm	l ₁ mm	l ₂ mm	d ₁ f11 mm
	A1244-0.3	0,3		2,5	19	3	0,3
	A1244-N080	0,343	No. 80	3,4	19	4	0,343
	A1244-0.35	0,35		3,4	19	4	0,35
	A1244-N079	0,368	No. 79	3,4	19	4	0,368
	A1244-1/64IN	0,397	1/64"	4,2	20	5	0,397
	A1244-0.4	0,4		4,2	20	5	0,4
	A1244-N078	0,406	No. 78	4,2	20	5	0,406
	A1244-0.45	0,45		4,2	20	5	0,45
	A1244-N077	0,457	No. 77	4,2	20	5	0,457
	A1244-0.5	0,5		5,2	22	6	0,5
	A1244-N076	0,508	No. 76	5,2	22	6	0,508
	A1244-N075	0,533	No. 75	6,1	24	7	0,533
	A1244-0.55	0,55		6,1	24	7	0,55
	A1244-N074	0,572	No. 74	6,1	24	7	0,572
	A1244-0.6	0,6		6,1	24	7	0,6
	A1244-N073	0,61	No. 73	6,9	26	8	0,61
	A1244-N072	0,635	No. 72	6,9	26	8	0,635
	A1244-0.65	0,65		6,9	26	8	0,65
	A1244-N071	0,66	No. 71	6,9	26	8	0,66
	A1244-0.7	0,7		7,8	28	9	0,7
	A1244-N070	0,711	No. 70	7,8	28	9	0,711
	A1244-N069	0,742	No. 69	7,8	28	9	0,742
	A1244-0.75	0,75		7,8	28	9	0,75
	A1244-N068	0,787	No. 68	8,7	30	10	0,787
	A1244-1/32IN	0,794	1/32"	8,7	30	10	0,794
	A1244-0.8	0,8		8,7	30	10	0,8
	A1244-N067	0,813	No. 67	8,7	30	10	0,813
	A1244-N066	0,838	No. 66	8,7	30	10	0,838
A1244-0.85	0,85		8,7	30	10	0,85	
A1244-N065	0,889	No. 65	9,5	32	11	0,889	
A1244-0.9	0,9		9,5	32	11	0,9	
A1244-N064	0,914	No. 64	9,5	32	11	0,914	
A1244-N063	0,94	No. 63	9,5	32	11	0,94	
A1244-0.95	0,95		9,5	32	11	0,95	
A1244-N062	0,965	No. 62	10	34	12	0,965	
A1244-N061	0,991	No. 61	10	34	12	0,991	
A1244-1	1		10	34	12	1	
A1244-N060	1,016	No. 60	10	34	12	1,016	
A1244-N059	1,041	No. 59	10	34	12	1,041	
A1244-1.05	1,05		10	34	12	1,05	
A1244-N058	1,067	No. 58	12	36	14	1,067	
A1244-N057	1,092	No. 57	12	36	14	1,092	
A1244-1.1	1,1		12	36	14	1,1	
A1244-1.15	1,15		12	36	14	1,15	
A1244-N056	1,181	No. 56	14	38	16	1,181	
A1244-3/64IN	1,191	3/64"	14	38	16	1,191	
A1244-1.2	1,2		14	38	16	1,2	
A1244-1.25	1,25		14	38	16	1,25	

	Désignation sans revêtement	D _c h8 mm	D _c pouces / n°	L _c mm	l ₁ mm	l ₂ mm	d ₁ f11 mm
<p>Queue cylindrique</p> 	A1244-1.3	1.3		14	38	16	1.3
	A1244-NO55	1.321	No. 55	15	40	18	1,321
	A1244-1.35	1.35		15	40	18	1.35
	A1244-NO54	1.397	No. 54	15	40	18	1,397
	A1244-1.4	1.4		15	40	18	1.4
	A1244-1.45	1.45		15	40	18	1.45
	A1244-1.5	1.5		15	40	18	1.5
	A1244-NO53	1.511	No. 53	17	43	20	1,511
	A1244-1.55	1.55		17	43	20	1.55
	A1244-1/16IN	1.588	1/16"	17	43	20	1,588
	A1244-1.6	1.6		17	43	20	1.6
	A1244-NO52	1.613	No. 52	17	43	20	1,613
	A1244-1.65	1.65		17	43	20	1.65
	A1244-1.7	1.7		17	43	20	1.7
	A1244-NO51	1.702	No. 51	19	46	22	1,702
	A1244-1.75	1.75		19	46	22	1.75
	A1244-NO50	1.778	No. 50	19	46	22	1,778
	A1244-1.8	1.8		19	46	22	1.8
	A1244-1.85	1.85		19	46	22	1.85
	A1244-NO49	1.854	No. 49	19	46	22	1,854
	A1244-1.9	1.9		19	46	22	1.9
	A1244-NO48	1.93	No. 48	20	49	24	1.93
	A1244-1.95	1.95		20	49	24	1.95
	A1244-5/64IN	1.984	5/64"	20	49	24	1,984
	A1244-NO47	1.994	No. 47	20	49	24	1,994
	A1244-2	2		20	49	24	2
	A1244-2.05	2.05		20	49	24	2.05
	A1244-NO46	2.057	No. 46	20	49	24	2,057
	A1244-NO45	2.083	No. 45	20	49	24	2,083
	A1244-2.1	2.1		20	49	24	2.1
	A1244-2.15	2.15		23	53	27	2.15
	A1244-NO44	2.184	No. 44	23	53	27	2,184
	A1244-2.2	2.2		23	53	27	2.2
	A1244-2.25	2.25		23	53	27	2.25
A1244-NO43	2.261	No. 43	23	53	27	2,261	
A1244-2.3	2.3		23	53	27	2.3	
A1244-2.35	2.35		23	53	27	2.35	
A1244-NO42	2.375	No. 42	26	57	30	2,375	
A1244-3/32IN	2.381	3/32"	26	57	30	2,381	
A1244-2.4	2.4		26	57	30	2.4	
A1244-NO41	2.438	No. 41	26	57	30	2,438	
A1244-2.45	2.45		26	57	30	2.45	
A1244-NO40	2.489	No. 40	26	57	30	2,489	
A1244-2.5	2.5		26	57	30	2.5	
A1244-NO39	2.527	No. 39	26	57	30	2,527	
A1244-2.55	2.55		26	57	30	2.55	
A1244-NO38	2.578	No. 38	26	57	30	2,578	
A1244-2.6	2.6		26	57	30	2.6	
A1244-NO37	2.642	No. 37	26	57	30	2,642	
A1244-2.65	2.65		26	57	30	2.65	
A1244-2.7	2.7		28	61	33	2.7	
A1244-NO36	2.705	No. 36	28	61	33	2,705	
A1244-2.75	2.75		28	61	33	2.75	
A1244-7/64IN	2.778	7/64"	28	61	33	2,778	
A1244-NO35	2.794	No. 35	28	61	33	2,794	
A1244-2.8	2.8		28	61	33	2.8	
A1244-NO34	2.819	No. 34	28	61	33	2,819	
A1244-2.85	2.85		28	61	33	2.85	

	Désignation sans revêtement	D _c h8 mm	D _c pouces / n°	L _c mm	l ₁ mm	l ₂ mm	d ₁ f11 mm
Queue cylindrique	A1244-NO33	2,87	No. 33	28	61	33	2,87
	A1244-2.9	2,9		28	61	33	2,9
	A1244-NO32	2,946	No. 32	28	61	33	2,946
	A1244-2.95	2,95		28	61	33	2,95
	A1244-3	3		28	61	33	3
	A1244-NO31	3,048	No. 31	30	65	36	3,048
	A1244-3.1	3,1		30	65	36	3,1
	A1244-1/8IN	3,175	1/8"	30	65	36	3,175
	A1244-3.2	3,2		30	65	36	3,2
	A1244-NO30	3,264	No. 30	30	65	36	3,264
	A1244-3.3	3,3		30	65	36	3,3
	A1244-3.4	3,4		33	70	39	3,4
	A1244-NO29	3,454	No. 29	33	70	39	3,454
	A1244-3.5	3,5		33	70	39	3,5
	A1244-NO28	3,569	No. 28	33	70	39	3,569
	A1244-9/64IN	3,572	9/64"	33	70	39	3,572
	A1244-3.6	3,6		33	70	39	3,6
	A1244-3.65	3,65		33	70	39	3,65
	A1244-NO27	3,658	No. 27	33	70	39	3,658
	A1244-3.7	3,7		33	70	39	3,7
	A1244-NO26	3,734	No. 26	33	70	39	3,734
	A1244-NO25	3,797	No. 25	36	75	43	3,797
	A1244-3.8	3,8		36	75	43	3,8
	A1244-NO24	3,861	No. 24	36	75	43	3,861
	A1244-3.9	3,9		36	75	43	3,9
	A1244-NO23	3,912	No. 23	36	75	43	3,912
	A1244-5/32IN	3,969	5/32"	36	75	43	3,969
	A1244-NO22	3,988	No. 22	36	75	43	3,988
	A1244-4	4		36	75	43	4
	A1244-NO21	4,039	No. 21	36	75	43	4,039
	A1244-NO20	4,089	No. 20	36	75	43	4,089
	A1244-4.1	4,1		36	75	43	4,1
	A1244-4.2	4,2		36	75	43	4,2
	A1244-NO19	4,216	No. 19	36	75	43	4,216
	A1244-4.3	4,3		39	80	47	4,3
	A1244-NO18	4,305	No. 18	39	80	47	4,305
	A1244-11/64IN	4,366	11/64"	39	80	47	4,366
	A1244-NO17	4,394	No. 17	39	80	47	4,394
	A1244-4.4	4,4		39	80	47	4,4
	A1244-NO16	4,496	No. 16	39	80	47	4,496
	A1244-4.5	4,5		39	80	47	4,5
	A1244-NO15	4,572	No. 15	39	80	47	4,572
	A1244-4.6	4,6		39	80	47	4,6
	A1244-NO14	4,623	No. 14	39	80	47	4,623
	A1244-NO13	4,699	No. 13	39	80	47	4,699
	A1244-4.7	4,7		39	80	47	4,7
	A1244-3/16IN	4,763	3/16"	44	86	52	4,763
	A1244-4.8	4,8		44	86	52	4,8
	A1244-NO12	4,801	No. 12	44	86	52	4,801
	A1244-NO11	4,851	No. 11	44	86	52	4,851
	A1244-4.9	4,9		44	86	52	4,9
	A1244-NO10	4,915	No. 10	44	86	52	4,915
	A1244-NO9	4,978	No. 09	44	86	52	4,978
	A1244-5	5		44	86	52	5
	A1244-NO8	5,055	No. 08	44	86	52	5,055
	A1244-5.1	5,1		44	86	52	5,1
	A1244-NO7	5,105	No. 07	44	86	52	5,105
	A1244-13/64IN	5,159	13/64"	44	86	52	5,159
	A1244-NO6	5,182	No. 06	44	86	52	5,182
	A1244-5.2	5,2		44	86	52	5,2
	A1244-NO5	5,22	No. 05	44	86	52	5,22
	A1244-5.3	5,3		44	86	52	5,3

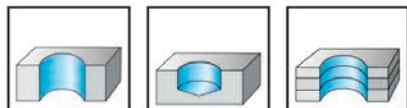
	Désignation sans revêtement	D _c h8 mm	D _c pouces / n°	L _c mm	l ₁ mm	l ₂ mm	d ₁ f11 mm
Queue cylindrique	A1244-N04	5,309	No. 04	48	93	57	5,309
	A1244-5.4	5,4		48	93	57	5,4
	A1244-N03	5,41	No. 03	48	93	57	5,41
	A1244-5.5	5,5		48	93	57	5,5
	A1244-7/32IN	5,556	7/32"	48	93	57	5,556
	A1244-5.6	5,6		48	93	57	5,6
	A1244-N02	5,613	No. 02	48	93	57	5,613
	A1244-5.7	5,7		48	93	57	5,7
	A1244-N01	5,791	No. 01	48	93	57	5,791
	A1244-5.8	5,8		48	93	57	5,8
	A1244-5.9	5,9		48	93	57	5,9
	A1244-15/64IN	5,953	15/64"	48	93	57	5,953
	A1244-6	6		48	93	57	6
	A1244-6.1	6,1		52	101	63	6,1
	A1244-6.2	6,2		52	101	63	6,2
	A1244-6.3	6,3		52	101	63	6,3
	A1244-1/4IN	6,35	1/4"	52	101	63	6,35
	A1244-6.4	6,4		52	101	63	6,4
	A1244-6.5	6,5		52	101	63	6,5
	A1244-6.6	6,6		52	101	63	6,6
	A1244-6.7	6,7		52	101	63	6,7
	A1244-17/64IN	6,747	17/64"	57	109	69	6,747
	A1244-6.8	6,8		57	109	69	6,8
	A1244-6.9	6,9		57	109	69	6,9
	A1244-7	7		57	109	69	7
	A1244-7.1	7,1		57	109	69	7,1
	A1244-9/32IN	7,144	9/32"	57	109	69	7,144
	A1244-7.2	7,2		57	109	69	7,2
	A1244-7.3	7,3		57	109	69	7,3
	A1244-7.4	7,4		57	109	69	7,4
	A1244-7.5	7,5		57	109	69	7,5
	A1244-19/64IN	7,541	19/64"	62	117	75	7,541
	A1244-7.6	7,6		62	117	75	7,6
	A1244-7.7	7,7		62	117	75	7,7
	A1244-7.8	7,8		62	117	75	7,8
	A1244-7.9	7,9		62	117	75	7,9
	A1244-5/16IN	7,938	5/16"	62	117	75	7,938
	A1244-8	8		62	117	75	8
	A1244-8.1	8,1		62	117	75	8,1
	A1244-8.2	8,2		62	117	75	8,2
	A1244-8.3	8,3		62	117	75	8,3
	A1244-21/64IN	8,334	21/64"	62	117	75	8,334
	A1244-8.4	8,4		62	117	75	8,4
	A1244-8.5	8,5		62	117	75	8,5
	A1244-8.6	8,6		66	125	81	8,6
	A1244-8.7	8,7		66	125	81	8,7
	A1244-11/32IN	8,731	11/32"	66	125	81	8,731
	A1244-8.8	8,8		66	125	81	8,8
	A1244-8.9	8,9		66	125	81	8,9
	A1244-9	9		66	125	81	9
	A1244-9.1	9,1		66	125	81	9,1
	A1244-23/64IN	9,128	23/64"	66	125	81	9,128
	A1244-9.2	9,2		66	125	81	9,2
	A1244-9.3	9,3		66	125	81	9,3
	A1244-9.4	9,4		66	125	81	9,4
	A1244-9.5	9,5		66	125	81	9,5
	A1244-3/8IN	9,525	3/8"	71	133	87	9,525
	A1244-9.6	9,6		71	133	87	9,6

	Désignation sans revêtement	D _c h8 mm	D _c pouces / n°	L _c mm	l ₁ mm	l ₂ mm	d ₁ f11 mm
<p>Queue cylindrique</p> 	A1244-9.7	9,7		71	133	87	9,7
	A1244-9.8	9,8		71	133	87	9,8
	A1244-9.9	9,9		71	133	87	9,9
	A1244-25/64IN	9,922	25/64"	71	133	87	9,922
	A1244-10	10		71	133	87	10
	A1244-10.2	10,2		71	133	87	10,2
	A1244-13/32IN	10,319	13/32"	71	133	87	10,319
	A1244-10.5	10,5		71	133	87	10,5
	A1244-27/64IN	10,716	27/64"	76	142	94	10,716
	A1244-11	11		76	142	94	11
	A1244-7/16IN	11,113	7/16"	76	142	94	11,113
	A1244-11.2	11,2		76	142	94	11,2
	A1244-11.5	11,5		76	142	94	11,5
	A1244-29/64IN	11,509	29/64"	76	142	94	11,509
	A1244-15/32IN	11,906	15/32"	87	151	101	11,906
	A1244-12	12		87	151	101	12
	A1244-31/64IN	12,303	31/64"	87	151	101	12,303
	A1244-12.5	12,5		87	151	101	12,5
	A1244-1/2IN	12,7	1/2"	87	151	101	12,7
	A1244-13	13		87	151	101	13
	A1244-33/64IN	13,097	33/64"	87	151	101	13,097
	A1244-17/32IN	13,494	17/32"	94	160	108	13,494
	A1244-13.5	13,5		94	160	108	13,5
	A1244-35/64IN	13,891	35/64"	94	160	108	13,891
	A1244-14	14		94	160	108	14
A1244-9/16IN	14,288	9/16"	99	169	114	14,288	
A1244-14.5	14,5		99	169	114	14,5	
A1244-15	15		99	169	114	15	

Foret hélicoïdal en HSS A1211 / A1211TIN

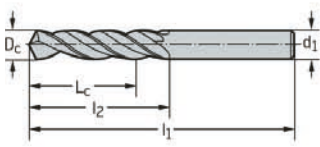


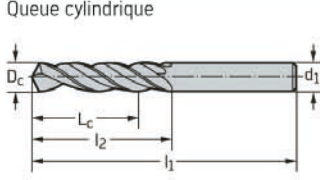
- Disponible en coffret
- Type N

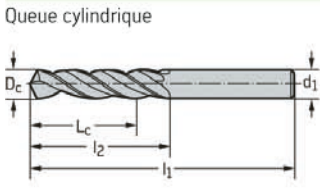


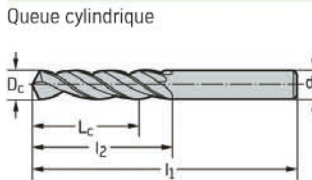
	P	M	K	N	S	H	O
TIN	●	●	●	●	●	●	●
sans revêtement	●	●	●	●	●	●	●

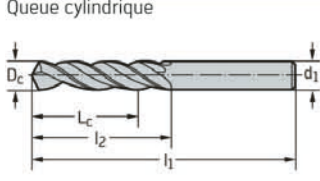
	Désignation TIN	Désignation sans revêtement	D _c h8 mm	D _c pouces / n°	L _c mm	l ₁ mm	l ₂ mm	d ₁ f11 mm
<p>Queue cylindrique</p>		A1211-0.2	0,2		2,1	19	2,5	0,2
		A1211-0.22	0,22		2,1	19	2,5	0,22
		A1211-0.23	0,23		2,1	19	2,5	0,23
		A1211-0.25	0,25		2,5	19	3	0,25
		A1211-0.27	0,27		2,5	19	3	0,27
		A1211-0.28	0,28		2,5	19	3	0,28
		A1211-0.29	0,29		2,5	19	3	0,29
		A1211-0.3	0,3		2,5	19	3	0,3
		A1211-0.31	0,31		3,4	19	4	0,31
		A1211-N082	0,318	No. 82	3,4	19	4	0,318
		A1211-0.32	0,32		3,4	19	4	0,32
		A1211-0.33	0,33	No. 81	3,4	19	4	0,33
		A1211-0.34	0,34		3,4	19	4	0,34
		A1211-N080	0,343	No. 80	3,4	19	4	0,343
		A1211-0.35	0,35		3,4	19	4	0,35
		A1211-N079	0,368	No. 79	3,4	19	4	0,368
		A1211-0.38	0,38		3,4	19	4	0,38
		A1211-1/64IN	0,397	1/64"	4,2	20	5	0,397
		A1211-0.4	0,4		4,2	20	5	0,4
		A1211-N078	0,406	No. 78	4,2	20	5	0,406
		A1211-0.42	0,42		4,2	20	5	0,42
		A1211-0.43	0,43		4,2	20	5	0,43
		A1211-0.45	0,45		4,2	20	5	0,45
		A1211-N077	0,457	No. 77	4,2	20	5	0,457
		A1211-0.47	0,47		4,2	20	5	0,47
		A1211-0.48	0,48		4,2	20	5	0,48
		A1211-0.49	0,49		5,2	22	6	0,49
	A1211TIN-0.5	A1211-0.5	0,5		5,2	22	6	0,5
		A1211-N076	0,508	No. 76	5,2	22	6	0,508
		A1211-0.51	0,51		5,2	22	6	0,51
		A1211-0.52	0,52		5,2	22	6	0,52
		A1211-0.53	0,53		5,2	22	6	0,53
		A1211-N075	0,533	No. 75	6,1	24	7	0,533
		A1211-0.54	0,54		6,1	24	7	0,54
		A1211-0.55	0,55		6,1	24	7	0,55
		A1211-0.57	0,57		6,1	24	7	0,57
		A1211-N074	0,572	No. 74	6,1	24	7	0,572
		A1211-0.58	0,58		6,1	24	7	0,58
		A1211-0.59	0,59		6,1	24	7	0,59
	A1211TIN-0.6	A1211-0.6	0,6		6,1	24	7	0,6
		A1211-N073	0,61	No. 73	6,9	26	8	0,61
		A1211-0.62	0,62		6,9	26	8	0,62
		A1211-0.63	0,63		6,9	26	8	0,63
		A1211-N072	0,635	No. 72	6,9	26	8	0,635
		A1211-0.65	0,65		6,9	26	8	0,65
		A1211-N071	0,66	No. 71	6,9	26	8	0,66
		A1211-0.67	0,67		6,9	26	8	0,67
		A1211-0.68	0,68		7,8	28	9	0,68

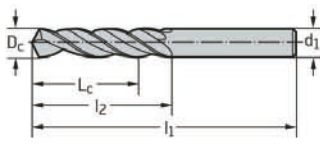
	Désignation TIN	Désignation sans revêtement	D _c h8 mm	D _c pouces / n°	L _c mm	l ₁ mm	l ₂ mm	d ₁ f11 mm
<p>Queue cylindrique</p> 	A1211TIN-0.7	A1211-0.7	0,7		7,8	28	9	0,7
		A1211-N070	0,711	No. 70	7,8	28	9	0,711
		A1211-0.72	0,72		7,8	28	9	0,72
		A1211-0.73	0,73		7,8	28	9	0,73
		A1211-N069	0,742	No. 69	7,8	28	9	0,742
		A1211-0.75	0,75		7,8	28	9	0,75
		A1211-0.76	0,76		8,7	30	10	0,76
		A1211-0.78	0,78		8,7	30	10	0,78
		A1211-N068	0,787	No. 68	8,7	30	10	0,787
		A1211-1/32IN	0,794	1/32"	8,7	30	10	0,794
	A1211TIN-0.8	A1211-0.8	0,8		8,7	30	10	0,8
		A1211-0.81	0,81		8,7	30	10	0,81
		A1211-N067	0,813	No. 67	8,7	30	10	0,813
		A1211-0.82	0,82		8,7	30	10	0,82
		A1211-0.83	0,83		8,7	30	10	0,83
		A1211-N066	0,838	No. 66	8,7	30	10	0,838
		A1211-0.85	0,85		8,7	30	10	0,85
		A1211-0.87	0,87		9,5	32	11	0,87
		A1211-0.88	0,88		9,5	32	11	0,88
		A1211-N065	0,889	No. 65	9,5	32	11	0,889
A1211TIN-0.9	A1211-0.9	0,9		9,5	32	11	0,9	
	A1211-0.91	0,91		9,5	32	11	0,91	
	A1211-N064	0,914	No. 64	9,5	32	11	0,914	
	A1211-0.92	0,92		9,5	32	11	0,92	
	A1211-N063	0,94	No. 63	9,5	32	11	0,94	
	A1211-0.95	0,95		9,5	32	11	0,95	
	A1211-0.96	0,96		10	34	12	0,96	
	A1211-N062	0,965	No. 62	10	34	12	0,965	
	A1211-0.97	0,97		10	34	12	0,97	
	A1211-0.98	0,98		10	34	12	0,98	
	A1211-0.99	0,99		10	34	12	0,99	
	A1211-N061	0,991	No. 61	10	34	12	0,991	
A1211TIN-1	A1211-1	1		10	34	12	1	
	A1211-1.01	1,01		10	34	12	1,01	
	A1211-N060	1,016	No. 60	10	34	12	1,016	
	A1211-1.02	1,02		10	34	12	1,02	
	A1211-1.03	1,03		10	34	12	1,03	
	A1211-1.04	1,04		10	34	12	1,04	
	A1211-N059	1,041	No. 59	10	34	12	1,041	
	A1211-1.05	1,05		10	34	12	1,05	
	A1211-N058	1,067	No. 58	12	36	14	1,067	
	A1211-N057	1,092	No. 57	12	36	14	1,092	
A1211TIN-1.1	A1211-1.1	1,1		12	36	14	1,1	
	A1211-1.12	1,12		12	36	14	1,12	
	A1211-1.13	1,13		12	36	14	1,13	
	A1211-1.15	1,15		12	36	14	1,15	
	A1211-1.18	1,18		12	36	14	1,18	
	A1211-N056	1,181	No. 56	14	38	16	1,181	
	A1211-3/64IN	1,191	3/64"	14	38	16	1,191	
A1211TIN-1.2	A1211-1.2	1,2		14	38	16	1,2	
	A1211-1.21	1,21		14	38	16	1,21	
	A1211-1.22	1,22		14	38	16	1,22	
	A1211-1.23	1,23		14	38	16	1,23	
	A1211-1.24	1,24		14	38	16	1,24	
	A1211-1.25	1,25		14	38	16	1,25	
	A1211-1.27	1,27		14	38	16	1,27	
	A1211-1.28	1,28		14	38	16	1,28	
A1211TIN-1.3	A1211-1.3	1,3		14	38	16	1,3	

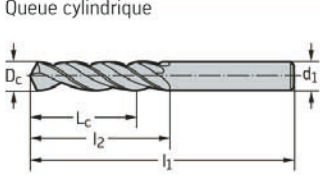
	Désignation TIN	Désignation sans revêtement	D _c h8 mm	D _c pouces / n°	L _c mm	l ₁ mm	l ₂ mm	d ₁ f11 mm
<p>Queue cylindrique</p> 		A1211-N055	1,321	No. 55	15	40	18	1,321
		A1211-1.33	1,33		15	40	18	1,33
		A1211-1.35	1,35		15	40	18	1,35
		A1211-1.36	1,36		15	40	18	1,36
		A1211-1.37	1,37		15	40	18	1,37
		A1211-N054	1,397	No. 54	15	40	18	1,397
	A1211TIN-1.4	A1211-1.4	1,4		15	40	18	1,4
		A1211-1.42	1,42		15	40	18	1,42
		A1211-1.43	1,43		15	40	18	1,43
		A1211-1.45	1,45		15	40	18	1,45
	A1211-1.49	1,49		15	40	18	1,49	
A1211TIN-1.5	A1211-1.5	1,5		15	40	18	1,5	
	A1211-1.51	1,51		17	43	20	1,51	
	A1211-N053	1,511	No. 53	17	43	20	1,511	
	A1211-1.52	1,52		17	43	20	1,52	
	A1211-1.53	1,53		17	43	20	1,53	
	A1211-1.55	1,55		17	43	20	1,55	
	A1211-1.57	1,57		17	43	20	1,57	
	A1211-1/16IN	1,588	1/16"	17	43	20	1,588	
A1211TIN-1.6	A1211-1.6	1,6		17	43	20	1,6	
	A1211-N052	1,613	No. 52	17	43	20	1,613	
	A1211-1.63	1,63		17	43	20	1,63	
	A1211-1.65	1,65		17	43	20	1,65	
A1211TIN-1.7	A1211-1.7	1,7		17	43	20	1,7	
	A1211-N051	1,702	No. 51	19	46	22	1,702	
	A1211-1.75	1,75		19	46	22	1,75	
	A1211-N050	1,778	No. 50	19	46	22	1,778	
A1211TIN-1.8	A1211-1.8	1,8		19	46	22	1,8	
	A1211-1.85	1,85		19	46	22	1,85	
	A1211-N049	1,854	No. 49	19	46	22	1,854	
A1211TIN-1.9	A1211-1.9	1,9		19	46	22	1,9	
	A1211-N048	1,93	No. 48	20	49	24	1,93	
	A1211-1.95	1,95		20	49	24	1,95	
	A1211-5/64IN	1,984	5/64"	20	49	24	1,984	
	A1211-N047	1,994	No. 47	20	49	24	1,994	
A1211TIN-2	A1211-2	2		20	49	24	2	
	A1211-2.05	2,05		20	49	24	2,05	
	A1211-N046	2,057	No. 46	20	49	24	2,057	
	A1211-N045	2,083	No. 45	20	49	24	2,083	
A1211TIN-2.1	A1211-2.1	2,1		20	49	24	2,1	
	A1211-2.15	2,15		23	53	27	2,15	
	A1211-N044	2,184	No. 44	23	53	27	2,184	
A1211TIN-2.2	A1211-2.2	2,2		23	53	27	2,2	
	A1211-2.25	2,25		23	53	27	2,25	
	A1211-N043	2,261	No. 43	23	53	27	2,261	
A1211TIN-2.3	A1211-2.3	2,3		23	53	27	2,3	
	A1211-2.35	2,35		23	53	27	2,35	
	A1211-N042	2,375	No. 42	26	57	30	2,375	
	A1211-3/32IN	2,381	3/32"	26	57	30	2,381	
A1211TIN-2.4	A1211-2.4	2,4		26	57	30	2,4	
	A1211-N041	2,438	No. 41	26	57	30	2,438	
	A1211-2.45	2,45		26	57	30	2,45	
	A1211-N040	2,489	No. 40	26	57	30	2,489	
A1211TIN-2.5	A1211-2.5	2,5		26	57	30	2,5	
	A1211-N039	2,527	No. 39	26	57	30	2,527	
	A1211-2.55	2,55		26	57	30	2,55	
	A1211-N038	2,578	No. 38	26	57	30	2,578	
A1211TIN-2.6	A1211-2.6	2,6		26	57	30	2,6	
	A1211-N037	2,642	No. 37	26	57	30	2,642	
	A1211-2.65	2,65		26	57	30	2,65	
A1211TIN-2.7	A1211-2.7	2,7		28	61	33	2,7	
	A1211-N036	2,705	No. 36	28	61	33	2,705	

	Désignation TIN	Désignation sans revêtement	D _c h8 mm	D _c pouces / n°	L _c mm	l ₁ mm	l ₂ mm	d ₁ f11 mm
Queue cylindrique		A1211-2.75	2,75		28	61	33	2,75
		A1211-7/64IN	2,778	7/64"	28	61	33	2,778
		A1211-NO35	2,794	No. 35	28	61	33	2,794
	A1211TIN-2.8	A1211-2.8	2,8		28	61	33	2,8
		A1211-NO34	2,819	No. 34	28	61	33	2,819
		A1211-2.85	2,85		28	61	33	2,85
		A1211-NO33	2,87	No. 33	28	61	33	2,87
A1211TIN-2.9	A1211-2.9	2,9		28	61	33	2,9	
		A1211-NO32	2,946	No. 32	28	61	33	2,946
		A1211-2.95	2,95		28	61	33	2,95
A1211TIN-3	A1211-3	3		28	61	33	3	
		A1211-NO31	3,048	No. 31	30	65	36	3,048
		A1211-3.05	3,05		30	65	36	3,05
A1211TIN-3.1	A1211-3.1	3,1		30	65	36	3,1	
		A1211-3.15	3,15		30	65	36	3,15
		A1211-1/8IN	3,175	1/8"	30	65	36	3,175
A1211TIN-3.2	A1211-3.2	3,2		30	65	36	3,2	
		A1211-3.25	3,25		30	65	36	3,25
		A1211-NO30	3,264	No. 30	30	65	36	3,264
A1211TIN-3.3	A1211-3.3	3,3		30	65	36	3,3	
		A1211-3.35	3,35		30	65	36	3,35
A1211TIN-3.4	A1211-3.4	3,4		33	70	39	3,4	
		A1211-3.45	3,45		33	70	39	3,45
		A1211-NO29	3,454	No. 29	33	70	39	3,454
A1211TIN-3.5	A1211-3.5	3,5		33	70	39	3,5	
		A1211-3.55	3,55		33	70	39	3,55
		A1211-NO28	3,569	No. 28	33	70	39	3,569
		A1211-9/64IN	3,572	9/64"	33	70	39	3,572
A1211TIN-3.6	A1211-3.6	3,6		33	70	39	3,6	
		A1211-3.65	3,65		33	70	39	3,65
		A1211-NO27	3,658	No. 27	33	70	39	3,658
A1211TIN-3.7	A1211-3.7	3,7		33	70	39	3,7	
		A1211-NO26	3,734	No. 26	33	70	39	3,734
		A1211-3.75	3,75		33	70	39	3,75
		A1211-NO25	3,797	No. 25	36	75	43	3,797
A1211TIN-3.8	A1211-3.8	3,8		36	75	43	3,8	
		A1211-NO24	3,861	No. 24	36	75	43	3,861
A1211TIN-3.9	A1211-3.9	3,9		36	75	43	3,9	
		A1211-NO23	3,912	No. 23	36	75	43	3,912
		A1211-3.95	3,95		36	75	43	3,95
		A1211-5/32IN	3,969	5/32"	36	75	43	3,969
		A1211-NO22	3,988	No. 22	36	75	43	3,988
A1211TIN-4	A1211-4	4		36	75	43	4	
		A1211-NO21	4,039	No. 21	36	75	43	4,039
		A1211-4.05	4,05		36	75	43	4,05
		A1211-NO20	4,089	No. 20	36	75	43	4,089
A1211TIN-4.1	A1211-4.1	4,1		36	75	43	4,1	
		A1211-4.15	4,15		36	75	43	4,15
A1211TIN-4.2	A1211-4.2	4,2		36	75	43	4,2	
		A1211-NO19	4,216	No. 19	36	75	43	4,216
		A1211-4.25	4,25		36	75	43	4,25
A1211TIN-4.3	A1211-4.3	4,3		39	80	47	4,3	
		A1211-NO18	4,305	No. 18	39	80	47	4,305
		A1211-4.35	4,35		39	80	47	4,35
		A1211-11/64IN	4,366	11/64"	39	80	47	4,366
		A1211-NO17	4,394	No. 17	39	80	47	4,394
A1211TIN-4.4	A1211-4.4	4,4		39	80	47	4,4	
		A1211-4.45	4,45		39	80	47	4,45

	Désignation TIN	Désignation sans revêtement	D _c h8 mm	D _c pouces / n°	L _c mm	l ₁ mm	l ₂ mm	d ₁ f11 mm
Queue cylindrique	A1211TIN-4.5	A1211-NO16	4,496	No. 16	39	80	47	4,496
		A1211-4.5	4,5		39	80	47	4,5
		A1211-4.55	4,55		39	80	47	4,55
		A1211-NO15	4,572	No. 15	39	80	47	4,572
	A1211TIN-4.6	A1211-4.6	4,6		39	80	47	4,6
		A1211-NO14	4,623	No. 14	39	80	47	4,623
		A1211-4.65	4,65		39	80	47	4,65
		A1211-NO13	4,699	No. 13	39	80	47	4,699
	A1211TIN-4.7	A1211-4.7	4,7		39	80	47	4,7
		A1211-4.75	4,75		39	80	47	4,75
		A1211-3/16IN	4,763	3/16"	44	86	52	4,763
	A1211TIN-4.8	A1211-4.8	4,8		44	86	52	4,8
		A1211-NO12	4,801	No. 12	44	86	52	4,801
		A1211-4.85	4,85		44	86	52	4,85
		A1211-NO11	4,851	No. 11	44	86	52	4,851
	A1211TIN-4.9	A1211-4.9	4,9		44	86	52	4,9
		A1211-NO10	4,915	No. 10	44	86	52	4,915
		A1211-4.95	4,95		44	86	52	4,95
		A1211-NO9	4,978	No. 09	44	86	52	4,978
	A1211TIN-5	A1211-5	5		44	86	52	5
		A1211-5.05	5,05		44	86	52	5,05
		A1211-NO8	5,055	No. 08	44	86	52	5,055
	A1211TIN-5.1	A1211-5.1	5,1		44	86	52	5,1
		A1211-NO7	5,105	No. 07	44	86	52	5,105
		A1211-5.15	5,15		44	86	52	5,15
		A1211-13/64IN	5,159	13/64"	44	86	52	5,159
		A1211-NO6	5,182	No. 06	44	86	52	5,182
	A1211TIN-5.2	A1211-5.2	5,2		44	86	52	5,2
		A1211-NO5	5,22	No. 05	44	86	52	5,22
		A1211-5.25	5,25		44	86	52	5,25
	A1211TIN-5.3	A1211-5.3	5,3		44	86	52	5,3
		A1211-NO4	5,309	No. 04	48	93	57	5,309
	A1211TIN-5.4	A1211-5.4	5,4		48	93	57	5,4
		A1211-NO3	5,41	No. 03	48	93	57	5,41
	A1211TIN-5.5	A1211-5.5	5,5		48	93	57	5,5
		A1211-5.55	5,55		48	93	57	5,55
		A1211-7/32IN	5,556	7/32"	48	93	57	5,556
	A1211TIN-5.6	A1211-5.6	5,6		48	93	57	5,6
		A1211-NO2	5,613	No. 02	48	93	57	5,613
	A1211TIN-5.7	A1211-5.7	5,7		48	93	57	5,7
		A1211-5.75	5,75		48	93	57	5,75
		A1211-NO1	5,791	No. 01	48	93	57	5,791
	A1211TIN-5.8	A1211-5.8	5,8		48	93	57	5,8
	A1211TIN-5.9	A1211-5.9	5,9		48	93	57	5,9
		A1211-LET.A	5,944	Let.A	48	93	57	5,944
		A1211-5.95	5,95		48	93	57	5,95
		A1211-15/64IN	5,953	15/64"	48	93	57	5,953
	A1211TIN-6	A1211-6	6		48	93	57	6
		A1211-LET.B	6,045	Let.B	52	101	63	6,045
		A1211-6.05	6,05		52	101	63	6,05
	A1211TIN-6.1	A1211-6.1	6,1		52	101	63	6,1
		A1211-LET.C	6,147	Let.C	52	101	63	6,147
		A1211-6.15	6,15		52	101	63	6,15
	A1211TIN-6.2	A1211-6.2	6,2		52	101	63	6,2
		A1211-LET.D	6,248	Let.D	52	101	63	6,248
		A1211-6.25	6,25		52	101	63	6,25
	A1211TIN-6.3	A1211-6.3	6,3		52	101	63	6,3
		A1211-1/4IN	6,35	1/4"	52	101	63	6,35
	A1211TIN-6.4	A1211-6.4	6,4		52	101	63	6,4
		A1211-6.45	6,45		52	101	63	6,45
	A1211TIN-6.5	A1211-6.5	6,5		52	101	63	6,5
		A1211-LET.F	6,528	Let.F	52	101	63	6,528

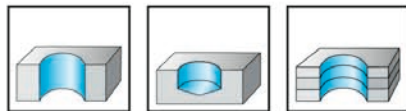
	Désignation TIN	Désignation sans revêtement	D _c h8 mm	D _c pouces / n°	L _c mm	l ₁ mm	l ₂ mm	d ₁ f11 mm
Queue cylindrique	A1211TIN-6.6	A1211-6.55	6,55		52	101	63	6,55
		A1211-6.6	6,6		52	101	63	6,6
		A1211-LET.G	6,629	Let.G	52	101	63	6,629
		A1211-6.65	6,65		52	101	63	6,65
	A1211TIN-6.7	A1211-6.7	6,7		52	101	63	6,7
		A1211-17/64IN	6,747	17/64"	57	109	69	6,747
		A1211-6.75	6,75		57	109	69	6,75
		A1211-LET.H	6,756	Let.H	57	109	69	6,756
	A1211TIN-6.8	A1211-6.8	6,8		57	109	69	6,8
	A1211TIN-6.9	A1211-6.9	6,9		57	109	69	6,9
		A1211-LET.I	6,909	Let.I	57	109	69	6,909
	A1211TIN-7	A1211-7	7		57	109	69	7
		A1211-LET.J	7,036	Let.J	57	109	69	7,036
		A1211-7.05	7,05		57	109	69	7,05
	A1211TIN-7.1	A1211-7.1	7,1		57	109	69	7,1
		A1211-LET.K	7,137	Let.K	57	109	69	7,137
		A1211-9/32IN	7,144	9/32"	57	109	69	7,144
	A1211TIN-7.2	A1211-7.2	7,2		57	109	69	7,2
		A1211-7.25	7,25		57	109	69	7,25
	A1211TIN-7.3	A1211-7.3	7,3		57	109	69	7,3
		A1211-LET.L	7,366	Let.L	57	109	69	7,366
	A1211TIN-7.4	A1211-7.4	7,4		57	109	69	7,4
		A1211-LET.M	7,493	Let.M	57	109	69	7,493
	A1211TIN-7.5	A1211-7.5	7,5		57	109	69	7,5
		A1211-19/64IN	7,541	19/64"	62	117	75	7,541
	A1211TIN-7.6	A1211-7.6	7,6		62	117	75	7,6
		A1211-LET.N	7,671	Let.N	62	117	75	7,671
	A1211TIN-7.7	A1211-7.7	7,7		62	117	75	7,7
		A1211-7.75	7,75		62	117	75	7,75
	A1211TIN-7.8	A1211-7.8	7,8		62	117	75	7,8
	A1211TIN-7.9	A1211-7.9	7,9		62	117	75	7,9
		A1211-5/16IN	7,938	5/16"	62	117	75	7,938
	A1211TIN-8	A1211-8	8		62	117	75	8
		A1211-LET.O	8,026	Let.O	62	117	75	8,026
		A1211-8.05	8,05		62	117	75	8,05
	A1211TIN-8.1	A1211-8.1	8,1		62	117	75	8,1
	A1211TIN-8.2	A1211-8.2	8,2		62	117	75	8,2
		A1211-LET.P	8,204	Let.P	62	117	75	8,204
		A1211-8.25	8,25		62	117	75	8,25
	A1211TIN-8.3	A1211-8.3	8,3		62	117	75	8,3
		A1211-21/64IN	8,334	21/64"	62	117	75	8,334
	A1211TIN-8.4	A1211-8.4	8,4		62	117	75	8,4
		A1211-LET.Q	8,433	Let.Q	62	117	75	8,433
	A1211TIN-8.5	A1211-8.5	8,5		62	117	75	8,5
	A1211TIN-8.6	A1211-8.6	8,6		66	125	81	8,6
		A1211-LET.R	8,611	Let.R	66	125	81	8,611
	A1211TIN-8.7	A1211-8.7	8,7		66	125	81	8,7
		A1211-11/32IN	8,731	11/32"	66	125	81	8,731
		A1211-8.75	8,75		66	125	81	8,75
	A1211TIN-8.8	A1211-8.8	8,8		66	125	81	8,8
		A1211-LET.S	8,839	Let.S	66	125	81	8,839
	A1211TIN-8.9	A1211-8.9	8,9		66	125	81	8,9
	A1211TIN-9	A1211-9	9		66	125	81	9
		A1211-LET.T	9,093	Let.T	66	125	81	9,093
	A1211TIN-9.1	A1211-9.1	9,1		66	125	81	9,1
		A1211-23/64IN	9,128	23/64"	66	125	81	9,128
	A1211TIN-9.2	A1211-9.2	9,2		66	125	81	9,2
		A1211-9.25	9,25		66	125	81	9,25

	Désignation TIN	Désignation sans revêtement	D _c h8 mm	D _c pouces / n°	L _c mm	l ₁ mm	l ₂ mm	d ₁ f11 mm
Queue cylindrique	A1211TIN-9.3	A1211-9.3	9,3		66	125	81	9,3
		A1211-LET.U	9,347	Let.U	66	125	81	9,347
	A1211TIN-9.4	A1211-9.4	9,4		66	125	81	9,4
	A1211TIN-9.5	A1211-9.5	9,5		66	125	81	9,5
		A1211-3/8IN	9,525	3/8"	71	133	87	9,525
		A1211-LET.V	9,576	Let.V	71	133	87	9,576
	A1211TIN-9.6	A1211-9.6	9,6		71	133	87	9,6
	A1211TIN-9.7	A1211-9.7	9,7		71	133	87	9,7
		A1211-9.75	9,75		71	133	87	9,75
	A1211TIN-9.8	A1211-9.8	9,8		71	133	87	9,8
		A1211-LET.W	9,804	Let.W	71	133	87	9,804
	A1211TIN-9.9	A1211-9.9	9,9		71	133	87	9,9
		A1211-25/64IN	9,922	25/64"	71	133	87	9,922
	A1211TIN-10	A1211-10	10		71	133	87	10
		A1211-LET.X	10,084	Let.X	71	133	87	10,084
		A1211-10.1	10,1		71	133	87	10,1
	A1211TIN-10.2	A1211-10.2	10,2		71	133	87	10,2
		A1211-10.25	10,25		71	133	87	10,25
		A1211-LET.Y	10,262	Let.Y	71	133	87	10,262
		A1211-10.3	10,3		71	133	87	10,3
		A1211-13/32IN	10,319	13/32"	71	133	87	10,319
		A1211-10.4	10,4		71	133	87	10,4
		A1211-LET.Z	10,49	Let.Z	71	133	87	10,49
	A1211TIN-10.5	A1211-10.5	10,5		71	133	87	10,5
		A1211-10.6	10,6		71	133	87	10,6
		A1211-10.7	10,7		76	142	94	10,7
		A1211-27/64IN	10,716	27/64"	76	142	94	10,716
		A1211-10.75	10,75		76	142	94	10,75
		A1211-10.8	10,8		76	142	94	10,8
		A1211-10.9	10,9		76	142	94	10,9
	A1211TIN-11	A1211-11	11		76	142	94	11
		A1211-11.1	11,1		76	142	94	11,1
		A1211-7/16IN	11,113	7/16"	76	142	94	11,113
		A1211-11.2	11,2		76	142	94	11,2
		A1211-11.25	11,25		76	142	94	11,25
		A1211-11.3	11,3		76	142	94	11,3
		A1211-11.4	11,4		76	142	94	11,4
	A1211TIN-11.5	A1211-11.5	11,5		76	142	94	11,5
		A1211-29/64IN	11,509	29/64"	76	142	94	11,509
		A1211-11.6	11,6		76	142	94	11,6
		A1211-11.7	11,7		76	142	94	11,7
		A1211-11.75	11,75		76	142	94	11,75
		A1211-11.8	11,8		76	142	94	11,8
		A1211-11.9	11,9		87	151	101	11,9
		A1211-15/32IN	11,906	15/32"	87	151	101	11,906
	A1211TIN-12	A1211-12	12		87	151	101	12
		A1211-12.1	12,1		87	151	101	12,1
		A1211-12.2	12,2		87	151	101	12,2
		A1211-12.25	12,25		87	151	101	12,25
		A1211-12.3	12,3		87	151	101	12,3
		A1211-31/64IN	12,303	31/64"	87	151	101	12,303
		A1211-12.4	12,4		87	151	101	12,4
	A1211TIN-12.5	A1211-12.5	12,5		87	151	101	12,5
		A1211-12.6	12,6		87	151	101	12,6
		A1211-1/2IN	12,7	1/2"	87	151	101	12,7
		A1211-12.75	12,75		87	151	101	12,75
		A1211-12.8	12,8		87	151	101	12,8
		A1211-12.9	12,9		87	151	101	12,9
	A1211TIN-13	A1211-13	13		87	151	101	13
		A1211-33/64IN	13,097	33/64"	87	151	101	13,097
		A1211-13.1	13,1		87	151	101	13,1
		A1211-13.2	13,2		87	151	101	13,2

	Désignation TIN	Désignation sans revêtement	D _c h8 mm	D _c pouces / n°	L _c mm	l ₁ mm	l ₂ mm	d ₁ f11 mm
<p>Queue cylindrique</p> 		A1211-13.25	13,25		94	160	108	13,25
		A1211-13.3	13,3		94	160	108	13,3
		A1211-13.4	13,4		94	160	108	13,4
		A1211-17/32IN	13,494	17/32"	94	160	108	13,494
	A1211TIN-13.5	A1211-13.5	13,5		94	160	108	13,5
		A1211-13.6	13,6		94	160	108	13,6
		A1211-13.7	13,7		94	160	108	13,7
		A1211-13.75	13,75		94	160	108	13,75
		A1211-13.8	13,8		94	160	108	13,8
		A1211-35/64IN	13,891	35/64"	94	160	108	13,891
		A1211-13.9	13,9		94	160	108	13,9
	A1211TIN-14	A1211-14	14		94	160	108	14
		A1211-14.1	14,1		99	169	114	14,1
		A1211-14.2	14,2		99	169	114	14,2
		A1211-14.25	14,25		99	169	114	14,25
		A1211-9/16IN	14,288	9/16"	99	169	114	14,288
		A1211-14.3	14,3		99	169	114	14,3
	A1211TIN-14.5	A1211-14.5	14,5		99	169	114	14,5
		A1211-37/64IN	14,684	37/64"	99	169	114	14,684
		A1211-14.75	14,75		99	169	114	14,75
	A1211TIN-15	A1211-15	15		99	169	114	15
		A1211-19/32IN	15,081	19/32"	104	178	120	15,081
	A1211-15.2	15,2		104	178	120	15,2	
	A1211-15.25	15,25		104	178	120	15,25	
	A1211-39/64IN	15,478	39/64"	104	178	120	15,478	
	A1211-15.5	15,5		104	178	120	15,5	
	A1211-15.75	15,75		104	178	120	15,75	
	A1211-5/8IN	15,875	5/8"	104	178	120	15,875	
A1211TIN-16	A1211-16	16		104	178	120	16	
	A1211-41/64IN	16,272	41/64"	108	184	125	16,272	
	A1211-16.5	16,5		108	184	125	16,5	
	A1211-21/32IN	16,669	21/32"	108	184	125	16,669	
	A1211-17	17		108	184	125	17	
	A1211-43/64IN	17,066	43/64"	112	191	130	17,066	
	A1211-11/16IN	17,463	11/16"	112	191	130	17,463	
	A1211-17.5	17,5		112	191	130	17,5	
	A1211-18	18		112	191	130	18	
	A1211-18.5	18,5		116	198	135	18,5	
	A1211-19	19		116	198	135	19	
	A1211-19.5	19,5		120	205	140	19,5	
	A1211-20	20		120	205	140	20	
	A1211-21	21		123	213	145	21	
	A1211-22	22		127	221	150	22	

Foret pour perçage profond en HSS-E, long A1549TFP

UFL®



~12×D_c

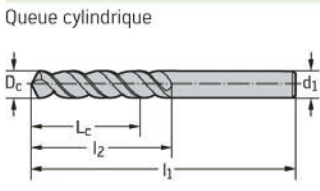
DIN 340



130°

	P	M	K	N	S	H	O
TFP	●●	●●	●●	●●	●		●

	Désignation TFP	D _c h8 mm	L _c mm	l ₁ mm	l ₂ mm	d ₁ f11 mm
<p>Queue cylindrique</p>	A1549TFP-1	1	31	56	33	1
	A1549TFP-1.1	1.1	35	60	37	1.1
	A1549TFP-1.2	1.2	39	65	41	1.2
	A1549TFP-1.3	1.3	39	65	41	1.3
	A1549TFP-1.4	1.4	42	70	45	1.4
	A1549TFP-1.5	1.5	42	70	45	1.5
	A1549TFP-1.6	1.6	47	76	50	1.6
	A1549TFP-1.7	1.7	47	76	50	1.7
	A1549TFP-1.8	1.8	50	80	53	1.8
	A1549TFP-1.9	1.9	50	80	53	1.9
	A1549TFP-2	2	52	85	56	2
	A1549TFP-2.1	2.1	52	85	56	2.1
	A1549TFP-2.2	2.2	55	90	59	2.2
	A1549TFP-2.3	2.3	55	90	59	2.3
	A1549TFP-2.4	2.4	58	95	62	2.4
	A1549TFP-2.5	2.5	58	95	62	2.5
	A1549TFP-2.6	2.6	58	95	62	2.6
	A1549TFP-2.7	2.7	61	100	66	2.7
	A1549TFP-2.8	2.8	61	100	66	2.8
	A1549TFP-2.9	2.9	61	100	66	2.9
	A1549TFP-3	3	61	100	66	3
	A1549TFP-3.1	3.1	63	106	69	3.1
	A1549TFP-3.2	3.2	63	106	69	3.2
	A1549TFP-3.3	3.3	63	106	69	3.3
	A1549TFP-3.4	3.4	67	112	73	3.4
	A1549TFP-3.5	3.5	67	112	73	3.5
	A1549TFP-3.6	3.6	67	112	73	3.6
	A1549TFP-3.7	3.7	67	112	73	3.7
	A1549TFP-3.8	3.8	71	119	78	3.8
	A1549TFP-3.9	3.9	71	119	78	3.9
	A1549TFP-4	4	71	119	78	4
	A1549TFP-4.1	4.1	71	119	78	4.1
	A1549TFP-4.2	4.2	71	119	78	4.2
A1549TFP-4.3	4.3	74	126	82	4.3	
A1549TFP-4.4	4.4	74	126	82	4.4	
A1549TFP-4.5	4.5	74	126	82	4.5	
A1549TFP-4.6	4.6	74	126	82	4.6	
A1549TFP-4.7	4.7	74	126	82	4.7	
A1549TFP-4.8	4.8	79	132	87	4.8	
A1549TFP-4.9	4.9	79	132	87	4.9	
A1549TFP-5	5	79	132	87	5	
A1549TFP-5.1	5.1	79	132	87	5.1	
A1549TFP-5.2	5.2	79	132	87	5.2	
A1549TFP-5.3	5.3	79	132	87	5.3	

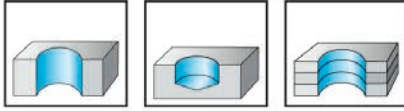
	Désignation TFP	D _c h8 mm	L _c mm	l ₁ mm	l ₂ mm	d ₁ f11 mm
	A1549TFP-5.4	5,4	82	139	91	5,4
	A1549TFP-5.5	5,5	82	139	91	5,5
	A1549TFP-5.6	5,6	82	139	91	5,6
	A1549TFP-5.7	5,7	82	139	91	5,7
	A1549TFP-5.8	5,8	82	139	91	5,8
	A1549TFP-5.9	5,9	82	139	91	5,9
	A1549TFP-6	6	82	139	91	6
	A1549TFP-6.1	6.1	86	148	97	6.1
	A1549TFP-6.2	6.2	86	148	97	6.2
	A1549TFP-6.3	6.3	86	148	97	6.3
	A1549TFP-6.4	6.4	86	148	97	6.4
	A1549TFP-6.5	6.5	86	148	97	6.5
A1549TFP-6.6	6.6	86	148	97	6.6	
A1549TFP-6.7	6.7	86	148	97	6.7	
A1549TFP-6.8	6.8	90	156	102	6.8	
A1549TFP-6.9	6.9	90	156	102	6.9	
A1549TFP-7	7	90	156	102	7	
A1549TFP-7.1	7.1	90	156	102	7.1	
A1549TFP-7.2	7.2	90	156	102	7.2	
A1549TFP-7.3	7.3	90	156	102	7.3	
A1549TFP-7.4	7.4	90	156	102	7.4	
A1549TFP-7.5	7.5	90	156	102	7.5	
A1549TFP-7.6	7.6	96	165	109	7.6	
A1549TFP-7.7	7.7	96	165	109	7.7	
A1549TFP-7.8	7.8	96	165	109	7.8	
A1549TFP-7.9	7.9	96	165	109	7.9	
A1549TFP-8	8	96	165	109	8	
A1549TFP-8.1	8.1	96	165	109	8.1	
A1549TFP-8.2	8.2	96	165	109	8.2	
A1549TFP-8.3	8.3	96	165	109	8.3	
A1549TFP-8.4	8.4	96	165	109	8.4	
A1549TFP-8.5	8.5	96	165	109	8.5	
A1549TFP-8.6	8.6	100	175	115	8.6	
A1549TFP-8.7	8.7	100	175	115	8.7	
A1549TFP-8.8	8.8	100	175	115	8.8	
A1549TFP-8.9	8.9	100	175	115	8.9	
A1549TFP-9	9	100	175	115	9	
A1549TFP-9.1	9.1	100	175	115	9.1	
A1549TFP-9.2	9.2	100	175	115	9.2	
A1549TFP-9.3	9.3	100	175	115	9.3	
A1549TFP-9.4	9.4	100	175	115	9.4	
A1549TFP-9.5	9.5	100	175	115	9.5	
A1549TFP-9.6	9.6	105	184	121	9.6	
A1549TFP-9.7	9.7	105	184	121	9.7	
A1549TFP-9.8	9.8	105	184	121	9.8	
A1549TFP-9.9	9.9	105	184	121	9.9	
A1549TFP-10	10	105	184	121	10	
A1549TFP-10.2	10.2	105	184	121	10.2	
A1549TFP-10.5	10.5	105	184	121	10.5	
A1549TFP-11	11	110	195	128	11	
A1549TFP-11.5	11.5	110	195	128	11.5	
A1549TFP-12	12	120	205	134	12	

Foret hélicoïdal en HSS-E, long A1547

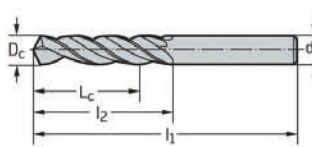
Alpha® XE

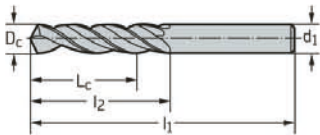


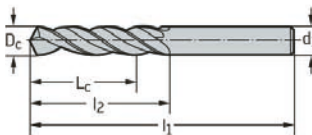
– Sans traitement jusqu'à 1,9 mm



	P	M	K	N	S	H	O
sans revêtement	●	●●	●●●	●●●●	●●●●●	●●●●●●	●●●●●●●

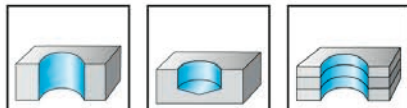
	Désignation sans revêtement	D _c h8 mm	D _c pouces / n°	L _c mm	l ₁ mm	l ₂ mm	d ₁ f11 mm
Queue cylindrique	A1547-1	1		31	56	33	1
	A1547-N060	1,016	No. 60	31	56	33	1,016
	A1547-N059	1,041	No. 59	31	56	33	1,041
	A1547-N058	1,067	No. 58	35	60	37	1,067
	A1547-N057	1,092	No. 57	35	60	37	1,092
	A1547-1.1	1,1		35	60	37	1,1
	A1547-N056	1,181	No. 56	39	65	41	1,181
	A1547-3/64IN	1,191	3/64"	39	65	41	1,191
	A1547-1.2	1,2		39	65	41	1,2
	A1547-1.3	1,3		39	65	41	1,3
	A1547-N055	1,321	No. 55	42	70	45	1,321
	A1547-N054	1,397	No. 54	42	70	45	1,397
	A1547-1.4	1,4		42	70	45	1,4
	A1547-1.5	1,5		42	70	45	1,5
	A1547-N053	1,511	No. 53	47	76	50	1,511
	A1547-1/16IN	1,588	1/16"	47	76	50	1,588
	A1547-1.6	1,6		47	76	50	1,6
	A1547-N052	1,613	No. 52	47	76	50	1,613
	A1547-1.7	1,7		47	76	50	1,7
	A1547-N051	1,702	No. 51	50	80	53	1,702
	A1547-N050	1,778	No. 50	50	80	53	1,778
	A1547-1.8	1,8		50	80	53	1,8
	A1547-N049	1,854	No. 49	50	80	53	1,854
	A1547-1.9	1,9		50	80	53	1,9
	A1547-N048	1,93	No. 48	52	85	56	1,93
	A1547-5/64IN	1,984	5/64"	52	85	56	1,984
	A1547-N047	1,994	No. 47	52	85	56	1,994
	A1547-2	2		52	85	56	2
	A1547-N046	2,057	No. 46	52	85	56	2,057
	A1547-N045	2,083	No. 45	52	85	56	2,083
	A1547-2.1	2,1		52	85	56	2,1
	A1547-N044	2,184	No. 44	55	90	59	2,184
	A1547-2.2	2,2		55	90	59	2,2
	A1547-N043	2,261	No. 43	55	90	59	2,261
	A1547-2.3	2,3		55	90	59	2,3
	A1547-N042	2,375	No. 42	58	95	62	2,375
	A1547-3/32IN	2,381	3/32"	58	95	62	2,381
	A1547-2.4	2,4		58	95	62	2,4
	A1547-N041	2,438	No. 41	58	95	62	2,438
	A1547-N040	2,489	No. 40	58	95	62	2,489
	A1547-2.5	2,5		58	95	62	2,5
	A1547-N039	2,527	No. 39	58	95	62	2,527
	A1547-N038	2,578	No. 38	58	95	62	2,578
	A1547-2.6	2,6		58	95	62	2,6

	Désignation sans revêtement	D _c h8 mm	D _c pouces / n°	L _c mm	l ₁ mm	l ₂ mm	d ₁ f11 mm
Queue cylindrique	A1547-NO37	2,642	No. 37	58	95	62	2,642
	A1547-2.7	2,7		61	100	66	2,7
	A1547-NO36	2,705	No. 36	61	100	66	2,705
	A1547-7/64IN	2,778	7/64"	61	100	66	2,778
	A1547-NO35	2,794	No. 35	61	100	66	2,794
	A1547-2.8	2,8		61	100	66	2,8
	A1547-NO34	2,819	No. 34	61	100	66	2,819
	A1547-NO33	2,87	No. 33	61	100	66	2,87
	A1547-2.9	2,9		61	100	66	2,9
	A1547-NO32	2,946	No. 32	61	100	66	2,946
	A1547-3	3		61	100	66	3
	A1547-NO31	3,048	No. 31	63	106	69	3,048
	A1547-3.1	3,1		63	106	69	3,1
	A1547-1/8IN	3,175	1/8"	63	106	69	3,175
	A1547-3.2	3,2		63	106	69	3,2
	A1547-NO30	3,264	No. 30	63	106	69	3,264
	A1547-3.3	3,3		63	106	69	3,3
	A1547-3.4	3,4		67	112	73	3,4
	A1547-3.5	3,5		67	112	73	3,5
	A1547-9/64IN	3,572	9/64"	67	112	73	3,572
	A1547-3.6	3,6		67	112	73	3,6
	A1547-3.7	3,7		67	112	73	3,7
	A1547-3.8	3,8		71	119	78	3,8
	A1547-3.9	3,9		71	119	78	3,9
	A1547-5/32IN	3,969	5/32"	71	119	78	3,969
	A1547-4	4		71	119	78	4
	A1547-4.1	4,1		71	119	78	4,1
	A1547-4.2	4,2		71	119	78	4,2
	A1547-4.3	4,3		74	126	82	4,3
	A1547-11/64IN	4,366	11/64"	74	126	82	4,366
	A1547-4.4	4,4		74	126	82	4,4
	A1547-4.5	4,5		74	126	82	4,5
	A1547-4.6	4,6		74	126	82	4,6
	A1547-4.7	4,7		74	126	82	4,7
	A1547-3/16IN	4,763	3/16"	79	132	87	4,763
	A1547-4.8	4,8		79	132	87	4,8
	A1547-4.9	4,9		79	132	87	4,9
	A1547-5	5		79	132	87	5
	A1547-5.1	5,1		79	132	87	5,1
	A1547-13/64IN	5,159	13/64"	79	132	87	5,159
	A1547-5.2	5,2		79	132	87	5,2
	A1547-5.3	5,3		79	132	87	5,3
	A1547-5.4	5,4		82	139	91	5,4
	A1547-5.5	5,5		82	139	91	5,5
	A1547-7/32IN	5,556	7/32"	82	139	91	5,556
	A1547-5.6	5,6		82	139	91	5,6
	A1547-5.7	5,7		82	139	91	5,7
	A1547-5.8	5,8		82	139	91	5,8
	A1547-5.9	5,9		82	139	91	5,9
	A1547-15/64IN	5,953	15/64"	82	139	91	5,953
	A1547-6	6		82	139	91	6
	A1547-6.1	6,1		86	148	97	6,1
	A1547-6.2	6,2		86	148	97	6,2
	A1547-6.3	6,3		86	148	97	6,3
	A1547-1/4IN	6,35	1/4"	86	148	97	6,35
	A1547-6.4	6,4		86	148	97	6,4
	A1547-6.5	6,5		86	148	97	6,5
	A1547-6.6	6,6		86	148	97	6,6
	A1547-6.7	6,7		86	148	97	6,7
	A1547-17/64IN	6,747	17/64"	90	156	102	6,747
	A1547-6.8	6,8		90	156	102	6,8
	A1547-7	7		90	156	102	7

	Désignation sans revêtement	D _c h8 mm	D _c pouces / n°	L _c mm	l ₁ mm	l ₂ mm	d ₁ f11 mm
Queue cylindrique	A1547-7.1	7,1		90	156	102	7,1
	A1547-9/32IN	7,144	9/32"	90	156	102	7,144
	A1547-7.2	7,2		90	156	102	7,2
	A1547-7.3	7,3		90	156	102	7,3
	A1547-7.4	7,4		90	156	102	7,4
	A1547-7.5	7,5		90	156	102	7,5
	A1547-19/64IN	7,541	19/64"	96	165	109	7,541
	A1547-7.6	7,6		96	165	109	7,6
	A1547-7.7	7,7		96	165	109	7,7
	A1547-7.8	7,8		96	165	109	7,8
	A1547-7.9	7,9		96	165	109	7,9
	A1547-5/16IN	7,938	5/16"	96	165	109	7,938
	A1547-8	8		96	165	109	8
	A1547-8.1	8,1		96	165	109	8,1
	A1547-8.2	8,2		96	165	109	8,2
	A1547-8.3	8,3		96	165	109	8,3
	A1547-21/64IN	8,334	21/64"	96	165	109	8,334
	A1547-8.4	8,4		96	165	109	8,4
	A1547-8.5	8,5		96	165	109	8,5
	A1547-8.6	8,6		100	175	115	8,6
	A1547-8.7	8,7		100	175	115	8,7
	A1547-11/32IN	8,731	11/32"	100	175	115	8,731
	A1547-8.8	8,8		100	175	115	8,8
	A1547-8.9	8,9		100	175	115	8,9
	A1547-9	9		100	175	115	9
	A1547-23/64IN	9,128	23/64"	100	175	115	9,128
	A1547-3/8IN	9,525	3/8"	105	184	121	9,525
	A1547-25/64IN	9,922	25/64"	105	184	121	9,922
	A1547-10	10		105	184	121	10
	A1547-10.2	10,2		105	184	121	10,2
	A1547-13/32IN	10,319	13/32"	105	184	121	10,319
	A1547-10.5	10,5		105	184	121	10,5
	A1547-27/64IN	10,716	27/64"	110	195	128	10,716
	A1547-11	11		110	195	128	11
	A1547-7/16IN	11,113	7/16"	110	195	128	11,113
	A1547-11.5	11,5		110	195	128	11,5
	A1547-29/64IN	11,509	29/64"	110	195	128	11,509
	A1547-15/32IN	11,906	15/32"	120	205	134	11,906
	A1547-12	12		120	205	134	12
	A1547-31/64IN	12,303	31/64"	120	205	134	12,303
	A1547-1/2IN	12,7	1/2"	120	205	134	12,7

Foret pour perçage profond en HSS, extra-long A1622

UFL®



~16×D_c

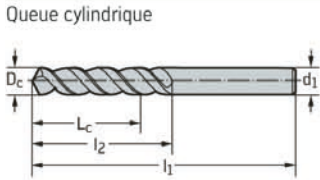
DIN 1869-I

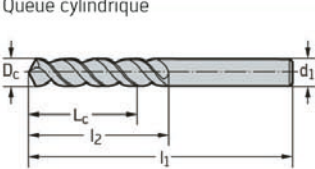


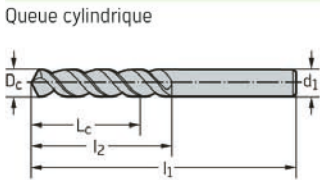
130°

	P	M	K	N	S	H	O
sans revêtement	●●	●	●●●	●●●	●		●

	Désignation sans revêtement	D _c h8 mm	D _c pouces / n°	L _c mm	l ₁ mm	l ₂ mm	d ₁ f11 mm
	A1622-2	2		81	125	85	2
	A1622-2.1	2,1		81	125	85	2,1
	A1622-2.2	2,2		86	135	90	2,2
	A1622-2.3	2,3		86	135	90	2,3
	A1622-3/32IN	2,381	3/32"	91	140	95	2,381
	A1622-2.4	2,4		91	140	95	2,4
	A1622-N040	2,489	No. 40	91	140	95	2,489
	A1622-2.5	2,5		91	140	95	2,5
	A1622-N039	2,527	No. 39	91	140	95	2,527
	A1622-N038	2,578	No. 38	91	140	95	2,578
	A1622-2.6	2,6		91	140	95	2,6
	A1622-N037	2,642	No. 37	91	140	95	2,642
	A1622-2.7	2,7		95	150	100	2,7
	A1622-N036	2,705	No. 36	95	150	100	2,705
	A1622-7/64IN	2,778	7/64"	95	150	100	2,778
	A1622-N035	2,794	No. 35	95	150	100	2,794
	A1622-2.8	2,8		95	150	100	2,8
	A1622-N034	2,819	No. 34	95	150	100	2,819
	A1622-N033	2,87	No. 33	95	150	100	2,87
	A1622-2.9	2,9		95	150	100	2,9
	A1622-N032	2,946	No. 32	95	150	100	2,946
	A1622-3	3		95	150	100	3
	A1622-N031	3,048	No. 31	99	155	105	3,048
	A1622-3.1	3,1		99	155	105	3,1
	A1622-1/8IN	3,175	1/8"	99	155	105	3,175
	A1622-3.2	3,2		99	155	105	3,2
	A1622-N030	3,264	No. 30	99	155	105	3,264
	A1622-3.3	3,3		99	155	105	3,3
	A1622-3.4	3,4		109	165	115	3,4
	A1622-N029	3,454	No. 29	109	165	115	3,454
	A1622-3.5	3,5		109	165	115	3,5
	A1622-N028	3,569	No. 28	109	165	115	3,569
	A1622-9/64IN	3,572	9/64"	109	165	115	3,572
	A1622-3.6	3,6		109	165	115	3,6
A1622-N027	3,658	No. 27	109	165	115	3,658	
A1622-3.7	3,7		109	165	115	3,7	
A1622-N026	3,734	No. 26	109	165	115	3,734	
A1622-N025	3,797	No. 25	113	175	120	3,797	
A1622-3.8	3,8		113	175	120	3,8	
A1622-N024	3,861	No. 24	113	175	120	3,861	
A1622-3.9	3,9		113	175	120	3,9	
A1622-N023	3,912	No. 23	113	175	120	3,912	
A1622-5/32IN	3,969	5/32"	113	175	120	3,969	
A1622-N022	3,988	No. 22	113	175	120	3,988	

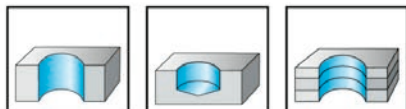
	Désignation sans revêtement	D _c h8 mm	D _c pouces / n°	L _c mm	l ₁ mm	l ₂ mm	d ₁ f11 mm
Queue cylindrique	A1622-4	4		113	175	120	4
	A1622-N021	4,039	No. 21	113	175	120	4,039
	A1622-N020	4,089	No. 20	113	175	120	4,089
	A1622-4.1	4,1		113	175	120	4,1
	A1622-4.2	4,2		113	175	120	4,2
	A1622-N019	4,216	No. 19	113	175	120	4,216
	A1622-4.3	4,3		117	185	125	4,3
	A1622-N018	4,305	No. 18	117	185	125	4,305
	A1622-11/64IN	4,366	11/64"	117	185	125	4,366
	A1622-N017	4,394	No. 17	117	185	125	4,394
	A1622-4.4	4,4		117	185	125	4,4
	A1622-N016	4,496	No. 16	117	185	125	4,496
	A1622-4.5	4,5		117	185	125	4,5
	A1622-N015	4,572	No. 15	117	185	125	4,572
	A1622-4.6	4,6		117	185	125	4,6
	A1622-N014	4,623	No. 14	117	185	125	4,623
	A1622-N013	4,699	No. 13	117	185	125	4,699
	A1622-4.7	4,7		117	185	125	4,7
	A1622-3/16IN	4,763	3/16"	127	195	135	4,763
	A1622-4.8	4,8		127	195	135	4,8
	A1622-N012	4,801	No. 12	127	195	135	4,801
	A1622-N011	4,851	No. 11	127	195	135	4,851
	A1622-4.9	4,9		127	195	135	4,9
	A1622-N010	4,915	No. 10	127	195	135	4,915
	A1622-N09	4,978	No. 09	127	195	135	4,978
	A1622-5	5		127	195	135	5
	A1622-N08	5,055	No. 08	127	195	135	5,055
	A1622-5.1	5,1		127	195	135	5,1
	A1622-N07	5,105	No. 07	127	195	135	5,105
	A1622-13/64IN	5,159	13/64"	127	195	135	5,159
	A1622-N06	5,182	No. 06	127	195	135	5,182
	A1622-5.2	5,2		127	195	135	5,2
	A1622-N05	5,22	No. 05	127	195	135	5,22
	A1622-5.3	5,3		127	195	135	5,3
	A1622-N04	5,309	No. 04	131	205	140	5,309
	A1622-5.4	5,4		131	205	140	5,4
	A1622-N03	5,41	No. 03	131	205	140	5,41
	A1622-5.5	5,5		131	205	140	5,5
	A1622-7/32IN	5,556	7/32"	131	205	140	5,556
	A1622-5.6	5,6		131	205	140	5,6
	A1622-N02	5,613	No. 02	131	205	140	5,613
	A1622-5.7	5,7		131	205	140	5,7
	A1622-N01	5,791	No. 01	131	205	140	5,791
	A1622-5.8	5,8		131	205	140	5,8
	A1622-5.9	5,9		131	205	140	5,9
	A1622-15/64IN	5,953	15/64"	131	205	140	5,953
	A1622-6	6		131	205	140	6
	A1622-6.1	6,1		139	215	150	6,1
	A1622-6.2	6,2		139	215	150	6,2
	A1622-6.3	6,3		139	215	150	6,3
	A1622-1/4IN	6,35	1/4"	139	215	150	6,35
	A1622-6.4	6,4		139	215	150	6,4
	A1622-6.5	6,5		139	215	150	6,5
	A1622-6.6	6,6		139	215	150	6,6
	A1622-6.7	6,7		139	215	150	6,7
	A1622-17/64IN	6,747	17/64"	143	225	155	6,747
	A1622-6.8	6,8		143	225	155	6,8
	A1622-6.9	6,9		143	225	155	6,9
	A1622-7	7		143	225	155	7
	A1622-7.1	7,1		143	225	155	7,1
	A1622-9/32IN	7,144	9/32"	143	225	155	7,144
	A1622-7.2	7,2		143	225	155	7,2

	Désignation sans revêtement	D _c h8 mm	D _c pouces / n°	L _c mm	l ₁ mm	l ₂ mm	d ₁ f11 mm
Queue cylindrique	A1622-7.3	7,3		143	225	155	7,3
	A1622-7.4	7,4		143	225	155	7,4
	A1622-7.5	7,5		143	225	155	7,5
	A1622-19/64IN	7,541	19/64"	152	240	165	7,541
	A1622-7.6	7,6		152	240	165	7,6
	A1622-7.7	7,7		152	240	165	7,7
	A1622-7.8	7,8		152	240	165	7,8
	A1622-7.9	7,9		152	240	165	7,9
	A1622-5/16IN	7,938	5/16"	152	240	165	7,938
	A1622-8	8		152	240	165	8
	A1622-8.1	8,1		152	240	165	8,1
	A1622-8.2	8,2		152	240	165	8,2
	A1622-8.3	8,3		152	240	165	8,3
	A1622-21/64IN	8,334	21/64"	152	240	165	8,334
	A1622-8.4	8,4		152	240	165	8,4
	A1622-8.5	8,5		152	240	165	8,5
	A1622-8.6	8,6		160	250	175	8,6
	A1622-8.7	8,7		160	250	175	8,7
	A1622-11/32IN	8,731	11/32"	160	250	175	8,731
	A1622-8.8	8,8		160	250	175	8,8
	A1622-8.9	8,9		160	250	175	8,9
	A1622-9	9		160	250	175	9
	A1622-9.1	9,1		160	250	175	9,1
	A1622-23/64IN	9,128	23/64"	160	250	175	9,128
	A1622-9.2	9,2		160	250	175	9,2
	A1622-9.3	9,3		160	250	175	9,3
	A1622-9.4	9,4		160	250	175	9,4
	A1622-9.5	9,5		160	250	175	9,5
	A1622-3/8IN	9,525	3/8"	169	265	185	9,525
	A1622-9.6	9,6		169	265	185	9,6
	A1622-9.7	9,7		169	265	185	9,7
	A1622-9.8	9,8		169	265	185	9,8
	A1622-9.9	9,9		169	265	185	9,9
	A1622-25/64IN	9,922	25/64"	169	265	185	9,922
	A1622-10	10		169	265	185	10
	A1622-13/32IN	10,319	13/32"	169	265	185	10,319
	A1622-10.5	10,5		169	265	185	10,5
	A1622-27/64IN	10,716	27/64"	177	280	195	10,716
	A1622-11	11		177	280	195	11
	A1622-7/16IN	11,113	7/16"	177	280	195	11,113
	A1622-11.5	11,5		177	280	195	11,5
	A1622-29/64IN	11,509	29/64"	177	280	195	11,509
	A1622-15/32IN	11,906	15/32"	191	295	205	11,906
	A1622-12	12		191	295	205	12
	A1622-31/64IN	12,303	31/64"	191	295	205	12,303
	A1622-1/2IN	12,7	1/2"	191	295	205	12,7

	Désignation sans revêtement	D _c h8 mm	D _c pouces / n°	L _c mm	l ₁ mm	l ₂ mm	d ₁ f11 mm
Queue cylindrique	A1622-7.3	7,3		143	225	155	7,3
	A1622-7.4	7,4		143	225	155	7,4
	A1622-7.5	7,5		143	225	155	7,5
	A1622-19/64IN	7,541	19/64"	152	240	165	7,541
	A1622-7.6	7,6		152	240	165	7,6
	A1622-7.7	7,7		152	240	165	7,7
	A1622-7.8	7,8		152	240	165	7,8
	A1622-7.9	7,9		152	240	165	7,9
	A1622-5/16IN	7,938	5/16"	152	240	165	7,938
	A1622-8	8		152	240	165	8
	A1622-8.1	8,1		152	240	165	8,1
	A1622-8.2	8,2		152	240	165	8,2
	A1622-8.3	8,3		152	240	165	8,3
	A1622-21/64IN	8,334	21/64"	152	240	165	8,334
	A1622-8.4	8,4		152	240	165	8,4
	A1622-8.5	8,5		152	240	165	8,5
	A1622-8.6	8,6		160	250	175	8,6
	A1622-8.7	8,7		160	250	175	8,7
	A1622-11/32IN	8,731	11/32"	160	250	175	8,731
	A1622-8.8	8,8		160	250	175	8,8
	A1622-8.9	8,9		160	250	175	8,9
	A1622-9	9		160	250	175	9
	A1622-9.1	9,1		160	250	175	9,1
	A1622-23/64IN	9,128	23/64"	160	250	175	9,128
	A1622-9.2	9,2		160	250	175	9,2
	A1622-9.3	9,3		160	250	175	9,3
	A1622-9.4	9,4		160	250	175	9,4
	A1622-9.5	9,5		160	250	175	9,5
	A1622-3/8IN	9,525	3/8"	169	265	185	9,525
	A1622-9.6	9,6		169	265	185	9,6
	A1622-9.7	9,7		169	265	185	9,7
	A1622-9.8	9,8		169	265	185	9,8
	A1622-9.9	9,9		169	265	185	9,9
	A1622-25/64IN	9,922	25/64"	169	265	185	9,922
	A1622-10	10		169	265	185	10
	A1622-13/32IN	10,319	13/32"	169	265	185	10,319
	A1622-10.5	10,5		169	265	185	10,5
	A1622-27/64IN	10,716	27/64"	177	280	195	10,716
	A1622-11	11		177	280	195	11
	A1622-7/16IN	11,113	7/16"	177	280	195	11,113
	A1622-11.5	11,5		177	280	195	11,5
	A1622-29/64IN	11,509	29/64"	177	280	195	11,509
	A1622-15/32IN	11,906	15/32"	191	295	205	11,906
	A1622-12	12		191	295	205	12
	A1622-31/64IN	12,303	31/64"	191	295	205	12,303
	A1622-1/2IN	12,7	1/2"	191	295	205	12,7

Foret pour perçage profond e HSS, extra-long A1722

UFL®

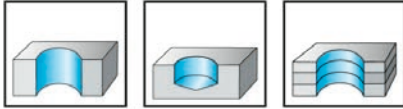


	P	M	K	N	S	H	O
sans revêtement	●●	●	●●	●●	●		●

	Désignation sans revêtement	D _c h8 mm	L _c mm	l ₁ mm	l ₂ mm	d ₁ f11 mm
	A1722-3	3	125	190	130	3
	A1722-3.5	3,5	139	210	145	3,5
	A1722-4	4	143	220	150	4
	A1722-4.5	4,5	152	235	160	4,5
	A1722-5	5	162	245	170	5
	A1722-5.5	5,5	171	260	180	5,5
	A1722-6	6	171	260	180	6
	A1722-6.5	6,5	179	275	190	6,5
	A1722-7	7	188	290	200	7
	A1722-7.5	7,5	188	290	200	7,5
	A1722-8	8	197	305	210	8
	A1722-8.5	8,5	197	305	210	8,5
	A1722-9	9	205	320	220	9
A1722-9.5	9,5	205	320	220	9,5	
A1722-10	10	219	340	235	10	
A1722-10.5	10,5	219	340	235	10,5	
A1722-11	11	232	360	250	11	
A1722-11.5	11,5	232	360	250	11,5	
A1722-12	12	246	380	260	12	

Foret pour perçage profond en HSS, extra-long A1822

UFL®



~30×D_c

DIN 1869-III

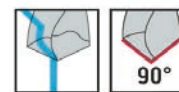
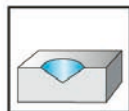


130°

	P	M	K	N	S	H	O
sans revêtement	●●	●	●●	●●	●		●

	Désignation sans revêtement	D _c h8 mm	L _c mm	l ₁ mm	l ₂ mm	d ₁ f11 mm	
	Queue cylindrique	A1822-3.5	3,5	174	265	3,5	
		A1822-4	4	183	280	190	4
		A1822-4.5	4,5	192	295	200	4,5
		A1822-5	5	202	315	210	5
		A1822-5.5	5,5	216	330	225	5,5
		A1822-6	6	216	330	225	6
		A1822-6.5	6,5	224	350	235	6,5
		A1822-7	7	238	370	250	7
		A1822-7.5	7,5	238	370	250	7,5
		A1822-8	8	252	390	265	8
		A1822-8.5	8,5	252	390	265	8,5
		A1822-9	9	265	410	280	9
		A1822-9.5	9,5	265	410	280	9,5
	A1822-10	10	279	430	295	10	
	A1822-10.5	10,5	279	430	295	10,5	
	A1822-11	11	287	450	305	11	
	A1822-11.5	11,5	287	450	305	11,5	
	A1822-12	12	291	480	305	12	

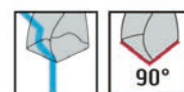
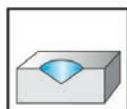
Foret à pointer NC en carbure monobloc 90 ° A1174



	P	M	K	N	S	H	O
sans revêtement			●	●●	●●		●●

	Désignation sans revêtement	D _c h6 mm	D _c pouces / n°	l ₁ mm	l ₂ mm	d ₁ h6 mm
<p>Queue cylindrique</p>	A1174-3	3		46	11	3
	A1174-4	4		55	15	4
	A1174-5	5		62	16	5
	A1174-6	6		66	17	6
	A1174-1/4IN	6,35	1/4"	70	18	6,35
	A1174-8	8		79	22	8
	A1174-3/8IN	9,525	3/8"	89	26	9,525
	A1174-10	10		89	26	10
	A1174-12	12		102	30	12
	A1174-16	16		115	34	16
	A1174-20	20		131	40	20

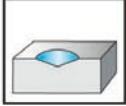
Foret à pointer NC en HSS 90 ° A1115



	P	M	K	N	S	H	O
sans revêtement	●●	●	●●	●●	●		●●

	Désignation sans revêtement	D _c h8 mm	l ₁ mm	l ₂ mm	d ₁ f11 mm
<p>Queue cylindrique</p>	A1115-4	4	55	18	4
	A1115-5	5	62	21	5
	A1115-6	6	66	22	6
	A1115-8	8	79	30	8
	A1115-10	10	89	34	10
	A1115-12	12	102	41	12
	A1115-16	16	115	46	16
	A1115-20	20	131	53	20

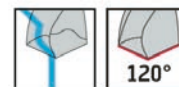
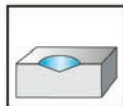
Foret à pointer NC en carbure monobloc HSS 120° A1174C



	P	M	K	N	S	H	O
sans revêtement			●	●●	●●		●●

	Désignation sans revêtement	D _c h6 mm	D _c pouces / n°	l ₁ mm	l ₂ mm	d ₁ h6 mm
	Queue cylindrique					
	A1174C-3	3		46	11	3
	A1174C-4	4		55	15	4
	A1174C-5	5		62	16	5
	A1174C-6	6		66	17	6
	A1174C-1/4IN	6,35	1/4"	70	18	6,35
	A1174C-8	8		79	22	8
	A1174C-10	10		89	26	10
	A1174C-12	12		102	30	12
	A1174C-1/2IN	12,7	1/2"	102	30	12,7
	A1174C-5/8IN	15,875	5/8"	115	34	15,875
	A1174C-16	16		115	34	16

Foret à pointer NC en HSS 120 ° A1114



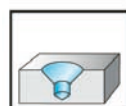
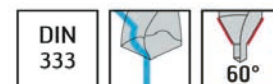
	P	M	K	N	S	H	O
sans revêtement	●●	●●	●●	●●	●●	●●	●●

	Désignation sans revêtement	D _c h8 mm	l ₁ mm	l ₂ mm	d ₁ f11 mm
	A1114-4	4	55	18	4
	A1114-5	5	62	21	5
	A1114-6	6	66	22	6
	A1114-8	8	79	30	8
	A1114-10	10	89	34	10
	A1114-12	12	102	41	12
	A1114-16	16	115	46	16
	A1114-20	20	131	53	20

Foret à centrer en carbure monobloc K1161XPL / K1161



- Pour des surfaces de contact droites conformes à la norme DIN 332 A
- Forme A



	P	M	K	N	S	H	O
XPL	●●	●●	●●	●●	●●	●●	●●
sans revêtement	●●	●●	●●	●●	●●	●●	●●

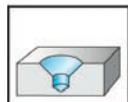
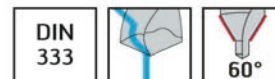
	Désignation XPL	Désignation sans revêtement	D _c k12 mm	l ₁ mm	d ₁ h9 mm
	K1161XPL-0.5	K1161-0.5	0,5	25	3,15
	K1161XPL-0.8	K1161-0.8	0,8	25	3,15
	K1161XPL-1	K1161-1	1	31,5	3,15
	K1161XPL-1.25	K1161-1.25	1,25	31,5	3,15
	K1161XPL-1.6	K1161-1.6	1,6	35,5	4
	K1161XPL-2	K1161-2	2	40	5
	K1161XPL-2.5	K1161-2.5	2,5	45	6,3
	K1161XPL-3.15	K1161-3.15	3,15	50	8
	K1161XPL-4	K1161-4	4	56	10
	K1161XPL-5	K1161-5	5	63	12,5
	K1161XPL-6.3	K1161-6.3	6,3	71	16

D_c 0,5 / 0,8 mm, uniquement d'un seul côté

Foret à centrer en HSS K1111 / K1111TIN



- Pour des surfaces de contact droites conformes à la norme DIN 332 A
- Forme A



	P	M	K	N	S	H	O
TIN	●●	●●	●●	●●	●●		●●
sans revêtement	●●	●●	●●	●●	●●		●●

	Désignation TIN	Désignation sans revêtement	D _c k12 mm	l ₁ mm	d ₁ h9 mm	
Queue cylindrique 		K1111-0.5	0,5	25	3,15	
		K1111-0.8	0,8	25	3,15	
		K1111TIN-1	K1111-1	1	31,5	3,15
		K1111TIN-1.25	K1111-1.25	1,25	31,5	3,15
		K1111TIN-1.6	K1111-1.6	1,6	35,5	4
		K1111TIN-2	K1111-2	2	40	5
		K1111TIN-2.5	K1111-2.5	2,5	45	6,3
		K1111TIN-3.15	K1111-3.15	3,15	50	8
		K1111TIN-4	K1111-4	4	56	10
		K1111TIN-5	K1111-5	5	63	12,5
			K1111-6.3	6,3	71	16
			K1111-8	8	80	20
			K1111-10	10	100	25
			K1111-12.5	12,5	125	31,5

D_c 0,5 / 0,8 mm, uniquement d'un seul côté

Jeu de tarauds à main en HSS

HGB

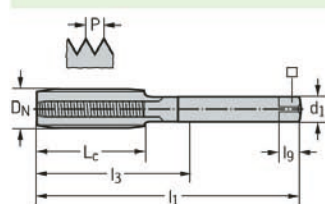


– Pour matériaux à copeaux longs et courts



	P	M	K	N	S	H	O
sans revêtement	●	●	●	●	●	●	●

DIN 352



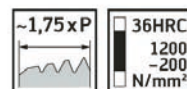

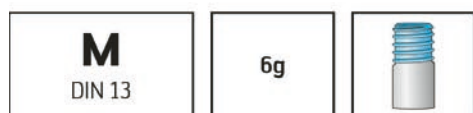
Désignation sans revêtement	D _N	P mm	l ₁ mm	L _c mm	l ₃ mm	d ₁ h9 mm	mm	l _g mm	N
30060-M2	M 2	0,4	36	8	8	2,8	2,1	5	3
30060-M2.5	M 2.5	0,45	40	9	9	2,8	2,1	5	3
30060-M3	M 3	0,5	40	9	13,5	3,5	2,7	6	3
30060-M4	M 4	0,7	45	11	16,5	4,5	3,4	6	3
30060-M5	M 5	0,8	50	13	19	6	4,9	8	3
30060-M6	M 6	1	56	15	27	6	4,9	8	3
30060-M8	M 8	1,25	63	19	40	6	4,9	8	3
30060-M10	M 10	1,5	70	22	47	7	5,5	8	3
30060-M12	M 12	1,75	75	25	48	9	7	10	4
30060-M16	M 16	2	80	25	38	12	9	12	4
30060-M20	M 20	2,5	95	32	50	16	12	15	4
30060-M24	M 24	3	110	34	63	18	14,5	17	4
30060-M30	M 30	3,5	125	40	60	22	18	21	4

Cette référence de commande comprend un ébaucheur, un intermédiaire et un finisseur.
 ≤ M 2,5 : sans dégagement après la partie filetée

Filière en HSS

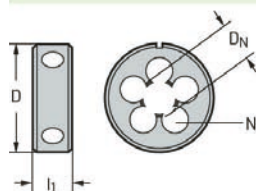
Protocut®

– Pour matériaux à copeaux longs et courts



	P	M	K	N	S	H	O
sans revêtement	●	●	●	●	●	●	●

EN 22568



Désignation sans revêtement	D _N	P mm	D f10 mm	l ₁ mm	N
60000-M1	M 1	0,25	16	5	3
60000-M1.2	M 1.2	0,25	16	5	3
60000-M1.4	M 1.4	0,3	16	5	3
60000-M1.6	M 1.6	0,35	16	5	3
60000-M2	M 2	0,4	16	5	3
60000-M2.5	M 2.5	0,45	16	5	3
60000-M3	M 3	0,5	20	5	3
60000-M4	M 4	0,7	20	5	3
60000-M5	M 5	0,8	20	7	4
60000-M6	M 6	1	20	7	4
60000-M8	M 8	1,25	25	9	4
60000-M10	M 10	1,5	30	11	4
60000-M12	M 12	1,75	38	14	4
60000-M14	M 14	2	38	14	5
60000-M16	M 16	2	45	18	5
60000-M20	M 20	2,5	45	18	5
60000-M24	M 24	3	55	22	5
60000-M30	M 30	3,5	65	25	6

≤ M 1,4 : 6h, ≥ M 1,6 : 6g



3. MACHINES

TAPPING MACHINE T4 M SEMI-AUTOMATIC

When the operator presses the control lever, a force sensor detects the effort of the tap on the coin.

When the force becomes greater than the programmed value (in %), the cycle
Tapping is performed with the current data.



MENU
TOUCH

Pressing the menu key gives access to the settings and functions of the tapping machine

Current tapping parameters

CHARACTERISTICS :

Weight : 14kg
Power supply : 220 V / 1A
Type of pliers : EX12 schaublin
Motor power : 150w
Tapping speed : 100 à 3000 tr/mn
Number of revolutions : 0,1 à 99 trs

Sensitive triggering (by force sensor)
Color display 480x272 pixels



Ref.	Designation	Tapping range	Price
16236	T4M Semi Automatic	100 à 3000 trs	10'500.00

Conditions of sale : Net prices
January 2023



Schurch Asco SA



Partenaire et Savoir-faire

AV. DU 1ER MARS 33, CP 3052
CH-2001 NEUCHÂTEL
SWITZERLAND


PHONE : +41 32 724 3434

FAX : +41 32 724 3436

EMAIL : INFO@SCHURCH-ASCO.COM

WEB : WWW.SCHURCH-ASCO.COM

MANUAL ELECTRO-SPINDLE V5M



CHARACTERISTICS :

Weight : 14kg
 Power supply : 220 V / 1A
 Type of pliers : EX12 schaublin
 Motor power : 150w
 Drilling speed : 100 à 12000 tr/mn
 Speed display
 Max. vertical travel : 18 mm

Ref.	Designation	Price
16237	Electrobroche V5M	9'300.00

Depth stop with 1/100 digital display

Conditions of sale : Net prices

Plier ESX-9

Plier SCHAUBLIN for floating chuck PHA-E9



Ref.	Acceptable shaft diameter	Price
16195	1	108,20
16196	1.50	75,65
16197	2.00	96,10
16198	2.50	75,65
16199	3.00	62,45
16200	4.00	61.95

Conditions of sale : Net prices

134 Machines

January 2023



Plier ER 8 mm for Tapping-Machine

Arbor diameter is 8 mm and the chucks for the following tools are available: 1, 1.5, 2, 2.5, 3, 3.5, 4, 4.5, 5. The model must be precised in the order.

Ref.	Designation	Price
16239	Plier ER 8 mm DIA. 1 mm	47,05
16240	Plier ER 8 mm DIA. 1.5 mm	47,05
16241	Plier ER 8 mm DIA. 2 mm	47,05
16242	Plier ER 8 mm DIA. 2.5 mm	47,05
16243	Plier ER 8 mm DIA. 3 mm	39,70
16244	Plier ER 8 mm DIA. 3.5 mm	39,70
16245	Plier ER 8 mm DIA. 4 mm	39,70
16246	Plier ER 8 mm DIA. 4.5 mm	39,70
16247	Plier ER 8 mm DIA. 5 mm	39,70



Conditions of sale : Net prices

Compensation Plier ET1

Standard and elongated Plier (AL) with 12 and 16 ext. diameter, DIN 6499, ER/ESX, 8° for small dimension tapping.

Ref.	Acceptable Shaft Dia.	ext. Dia.	NUMBER	Price
16204	2.00 ISO	12	12200	80,65
16205	3.00 JAP	12	12300	80,65
16231	4.00 DIN+ISO+JAP	16	16400	80,65
16206	1.00	12	12100 AL	80,65
16207	1.50	12	12150 AL	80,65
16208	2.00	12	12200 AL	80,65
16227	1.00	16	16100 AL	80,65
16228	1.50	16	16150 AL	80,65
16229	2.00	16	16200 AL	80,65
16209	screw for tapping-machine Plier M 2.5 x 2.30			1,60



Conditions of sale: Discount of 10 % for 10 identical pieces.



Schurch Asco SA



Partenaire et Savoir-faire

AV. DU 1ER MARS 33, CP 3052
CH-2001 NEUCHÂTEL
SWITZERLAND

PHONE : +41 32 724 3434

FAX : +41 32 724 3436

EMAIL : INFO@SCHURCH-ASCO.COM

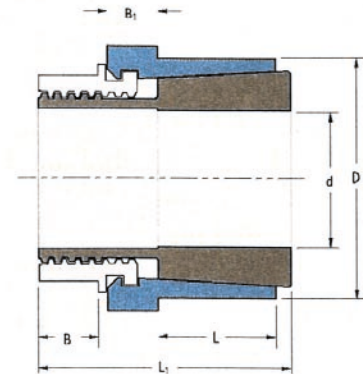
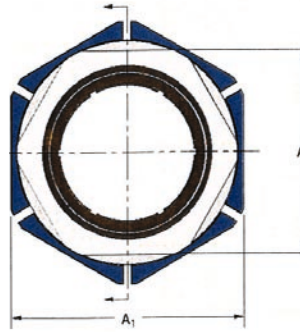
WEB : WWW.SCHURCH-ASCO.COM

Gripping hub

TRANTORQUE

TOLÉRANCE (T_L)

T_L for shaft and bore is $\pm .08$ mm for all sizes



For the assembly of constituents like disc, pulley without hub or brake disk on exit arbor, engineers use the traditional system of keyway assembly. However, this assembly system often implies an imprecise axial and radial components positioning and the resulting operational costs, like the switching off of the machines and the productivity losses, are high.

The gripping hub Trantorque is easily assembled and eliminates the operational problems associated with keyway assembly. It can avoid the corrosion fretting, the torsion play and the matting of the key associated with a keyway assembly. It can be put on a grooved arbor to replace a used or damaged key and it needs only one gripping nut.

Ref.	Type	$\varnothing d_{axis}$	D Constituent diameter	Maximum		Pressure on axis N/mm ²	L_1	L	A	B	Weight g	Clamping Torque Nm	Price
				Nm	kN								
16771	TTQM0516	5	16	9	3	84	19	10	13	3	18.8	14	35.00
16772	TTQM0616	6	16	12	4	93	19	10	13	3	18.1	14	35.00
16773	TTQM0720	7	20	22	6	103	22	11	16	3	33.9	28	38.00
16774	TTQM0820	8	20	32	7	113	22	11	16	3	32.9	28	38.00
16775	TTQM0920	9	20	42	9	123	22	11	16	3	31.8	28	38.00
16776	TTQM1023	10	23	51	11	119	26	13	19	5	48.9	44	40.00
16777	TTQM1123	11	23	60	12	115	26	13	19	5	47.2	44	40.00
16778	TTQM1223	12	23	69	13	111	26	13	19	5	45.4	44	40.00
16779	TTQM1426	14	26	96	14	110	29	16	22	5	64.9	66	46.00
16780	TTQM1526	15	26	122	15	108	29	16	22	5	62	66	46.00
16781	TTQM1626	16	26	149	16	107	29	16	22	5	59	66	46.00
16782	TTQM1732	17	32	174	18	100	30	22	30	6	118.6	110	48.00
16783	TTQM1832	18	32	198	21	92	30	22	30	6	113.9	110	48.00
16784	TTQM1932	19	32	223	24	85	30	22	30	6	108.9	110	48.00
16785	TTQM2035	20	35	258	26	82	33	24	32	7	144	150	50.00
16786	TTQM2235	22	35	293	27	80	33	24	32	7	131.5	150	50.00
16787	TTQM2438	24	38	330	29	87	35	25	36	8	166.3	185	52.00
16788	TTQM2538	25	38	368	31	94	35	25	36	8	158.8	185	52.00
16789	TTQM2845	28	45	459	38	101	41	29	46	11	292.9	240	60.00
16790	TTQM3045	30	45	550	45	108	41	29	46	11	272.2	240	60.00
16791	TTQM3250	32	50	616	44	100	44	30	50	12	377.4	265	73.00
16792	TTQM3550	35	50	681	42	91	44	30	50	12	340.2	265	73.00

Conditions of sale: Discount: 10 % per assortment of 10 pieces.

15 % per assortment of 100 pieces.



Gripping hub

TRANTORQUE



The recommended minimal diameter of the exit arbor allowing the resistance to the exit torque of one unit of Trantorque M is indicated in the table below. These values are given for a constituent entirely covering the L2 dimension of the hub.

	Ø axe	Calibre compo- nant	Pression on shaft N/mm ²	Breackdown Torque N/mm ²											
				125	150	175	200	225	250	275	300	325	350	375	400
mini	5	16	84	32	28	26	25	23	22	22	21	21	20	20	20
	6	16	93	35	30	28	26	24	23	23	22	21	21	21	20
	7	20	103	48	41	37	34	32	30	29	28	28	27	26	26
	8	20	113	53	44	39	36	33	32	30	29	28	28	27	27
	9	20	123	58	48	42	38	35	33	31	30	29	28	28	27
	10	23	119	65	53	47	42	39	37	36	34	33	32	32	31
	11	23	115	62	52	45	42	39	37	35	34	33	32	31	31
	12	23	111	60	50	44	41	38	36	35	33	32	32	31	30
	14	26	110	67	56	50	46	43	41	39	38	37	36	35	34
	15	26	108	66	55	49	45	42	40	39	37	36	36	35	34
16	26	107	65	55	49	45	42	40	39	37	36	35	35	34	
standard	17	32	100	74	64	57	53	50	48	46	45	44	43	42	41
	18	32	92	69	60	55	51	49	46	45	44	43	42	41	40
	19	32	85	65	57	53	49	47	45	44	43	42	41	40	40
	20	35	82	69	62	57	53	51	49	47	46	45	44	44	43
	22	35	80	68	60	56	53	50	48	47	46	45	44	43	43
	24	38	87	79	69	63	59	56	54	52	51	50	49	48	47
	25	38	94	84	73	66	61	58	56	54	52	51	50	49	48
	28	45	101	106	91	82	75	71	68	65	63	62	60	59	58
	30	45	108	114	96	85	78	74	70	67	65	63	61	60	59
	32	50	100	116	100	90	83	78	75	72	70	68	67	65	64
35	50	91	107	94	85	79	75	72	70	68	66	65	64	63	



4. BELTS

Articulated Belt

POWERTWIST WITH REMOVABLE LINKS



Link belts:

These trapezoidal belts are made of removable superior POLYURETHANE links. They are easy to assemble on transmissions with fixed distance of centres.

Tension and wearing are avoided by simply eliminating one or more links.

Tension can adjusted of 4% for the 10, 13 and 17 mm lengths and of 5% for 22 mm.

The original packaging is 10 m but it can also be sent with other length.


Ref.	Ø _{belt}	Group	PRICE / M
01731	10	Z	49.50
01732	13	A	52.00
01733	17	B	57.00
01734	22	C	78.00
01754	Ø 8mm For Machine T4 T4 M4 Replaces black veelos 00 : 8 m		48.00

Measuring method:

Install the belt on the pulleys and control the length by stacking the two tongues on the two holes.

Cut the number of links and take off one every 24 for the sections O/3L, A/4L and B/5L or one every 20 for the sections C and D.

Note: Every 10th link is indicated with an arrow. For the drives with multiple belts, the belts must have the same link number.



Uninstalling:



Installing:



Conditions of sale: Discount : 5 % from 40 m of identical item.
10 % from 60 m of identical item.
15 % from 80 m of identical item.
20 % from 100 m of identical item.



For the assembling, the Plier DIXLINK (Ref. 01735, Fr. 17.00) are advised. The tension can be adjusted how it follows:

- The belt is put together on the drive and is then dismantled.
- Its length is reduced of 8% (1 link every 12) for the widths from 10 to 17 mm and of 5% for the widths from 22 mm.
- The shortened belt is then reassembled in order to obtain the optimal tension.

The original packaging is 20 m but it can also be sent with other length.

Ref.	Width	Group	PRICE / M
01744	15	---	43.00
01746	22	C	75.70

The combination of high strength and low elongation under load simply cannot be beaten. Because they're made of a custom-designed, high-tech polyurethane/polyester composite, PowerTwist Plus V-belts won't fail you when others may. The result? Less downtime. Higher productivity. Reduced maintenance costs.

PowerTwist Plus V-Belts have the same cross section dimensions as conventional endless V-belts and can be installed on existing pulleys with no changes in set-up.

Single or matched V-belt sets can be made with a flick of the wrist! PowerTwist Plus V-Belts can be made up to required length by hand in seconds and rolled onto the drive just like a bicycle chain. Their custom multi-ply composite construction prevents roll-on damage. If conventional rubber V-belts are installed this way, almost certainly some of the load-bearing tension cords will be broken, leading to significantly reduced belt life.

If your V-belt drives are operating in hostile, nasty environments, you've got to take advantage of the high performance properties of polyurethanes. That's why we use a high performance polyurethane elastomer reinforced with multiple plies of polyester fabric for PowerTwist Plus. This custom material provides PowerTwist Plus with significantly superior resistance to oils, grease, water, most common industrial/agricultural chemicals and solvents. Plus an operating temperature range, with no loss of performance, of -40° F to +240° F.

Conventional SBR/chloroprene brand V-belts simply can't compete. Reduce transmitted vibration.

Trapezoidal articulated Belt

VEELOS SUPER POLYESTER

The VEELOS Super Polyester trapezoidal articulated belt, long-lasting and robust, for the driving force transmission under extreme solicitation conditions. It is made up of a cloth soaked in neoprene, having the resistance to flexion and traction needed for an excellent output in service. This belt has an exceptional solidity to every trial and it transmits up to 50% more force with a lengthening up to 30 % inferior to the ordinary articulated trapezoidal belts.

It is manufactured with an exclusive rotary polymerization process that thoroughly soaks the polyester cloth. Its entirely synthetic construction permits to the VEELOS Super Polyester belt resisting to the attack of many different industrial oils, greases and lubricants. Its resistance to ozone and oxygen is excellent. Even after a long exposition to high humidity or an immersion into water, the polyester cloth does not deteriorate or go mouldy and its resistance to traction remains very high.


Like all the VEELOS trapezoidal articulated belts, the super polyester model is made of even links that do not generate nor transmit any vibration.

Ref.	Width	Length	Group	PRICE / M
01756	10	10 m	0	62.00
01757	13		A	63.00

Conditions of sale: Discount : 5 % from 40 m of identical item.
10 % from 60 m of identical item.
15 % from 80 m of identical item.
20 % from 100 m of identical item.

Trapezoidal articulated Belt

V-LINK MAXI RED





Articulated belt NU-T-Link / Super-t-Link

NuTlink (V section) belts and SuperTLink (SP section) belts offer the V or SP performance with a longer life-lasting. These trapezoidal belts with removable links made of polyester/polyuretane, are up to 20 times more resistant, even in the more demanding conditions.

- Excellent high resistance to high temperatures (-40 to 100°C)
- Excellent high resistance to abrasive substances.
- High resistance to water, steam, oil, and to most of the industrial chemicals.

The removable elements conception makes the installation easier and more rapid, even on the less easily accessible mechanisms. The belts can be installed by simply assembling the links without the dismantling of the mechanism.

The removable links system permits the reduction of stocks, as the belts can be adjusted in situ to the desired length, by adding or removing links.

The servicing is unnecessary because the initially adjusted tension does not change.

The links belt conception permits the reduction of 50% of the vibrations and the functioning noise.


The original packaging is 20 m but it can also be sent with other length.

Nu-T-Link belt is available in every standard section of the sector:

- Z/10, A/13, B/17, C/22, S/25, D/32, E/40, F/50

Super-T-Link belt is available in the following sections:

- SPZ, SPA, SPB, SPC



SUPER-T-LINK

Ref.	Ø _{belt}	Group	PRICE
02190	10	SP Z	153.00
02191	13	SPA	153.00

Tension is adjusted how it follows with the included tool:

- The belt is put together on the carrying and then dismantled.
- Its length is reduced of 9% (1 link every 11) for the lengths from 10 to 17 mm and of 5% for the lengths from 22 mm.
- The shortened belt is then reassembled in order to obtain an optimal tension.

Prices are meant for a length of 20 m.

NU-T-LINK



Ref.	Ø _{belt}	Group	PRICE
01736	10	Z	64.00
01737	13	A	73.00
01738	17	B	76.00
01739	22	C	94.00
01740	25		138.00
01741	32	D	214.00

Conditions of sale: Discount :

- 5 % from 40 m of identical item.
- 10 % from 60 m of identical item.
- 15 % from 80 m of identical item.
- 20 % from 100 m of identical item.



Round Belt

QUICK-GO POLYURETANE

QUICK-GO belts differ from usual round belts by the patented system that permits to produce endless belt by means of a metallic joint that can be placed in a few seconds and that does not need any special device. The use of the cutting Plier QUICK-GO is recommended for the assembling (Ref. 01770, Fr. 24.00).

The original packaging is 30 m but it can also be sent with other length.



Belts			
Ref.	Ø _{belt}	Ø _{pulley}	PRICE
01771	5	40	6.90
01772	6	50	8.15
01773	8	65	11.05
01774	10	80	13.50

Joints			
Ref.	Ø _{belt}	Ø _{pulley}	PRICE
01776	5	40	1.85
01777	6	50	0.90
01778	8	65	0.90
01779	10	80	0.90
01780	13	100	0.90

Maximal transferable power (HP) according to the belt diameter

Speed (m/s)	Pulley 40 mm	Pulley 50 mm	Pulley 65 mm	Pulley 80 mm	Pulley 100 mm
0.5	0.02	0.03	0.04	0.05	0.08
2.5	0.07	0.14	0.23	0.27	0.40
5.0	0.15	0.30	0.45	0.54	0.80
7.5	0.23	0.45	0.69	0.81	1.20
10.0	0.30	0.60	0.90	1.08	1.60
12.5	0.38	0.75	1.14	1.35	2.20
15.0	0.45	0.90	1.35	1.62	3.10

Conditions of sale: Discount: 10 % from 30 m of identical item.
10 % from 25 identical joints.



Schurch Asco SA



Partenaire et Savoir-faire

AV. DU 1ER MARS 33, CP 3052
CH-2001 NEUCHÂTEL
SWITZERLAND

PHONE : +41 32 724 3434

FAX : +41 32 724 3436

EMAIL : INFO@SCHURCH-ASCO.COM

WEB : WWW.SCHURCH-ASCO.COM



Elastic round endless string Belt

ASCO-CORDEX

red

Use examples:

Textile machines, tool machines Schaublin 102, Ewag, Technica, etc. These belts are specially recommended for use on the high-speed or hard pull machines.

Must be indicated: the string length equivalent to the working tightened length. In any case it is a matter of the length of a string embracing the pulleys. Because of their elasticity, the belts are delivered in free length that is inferior from 10 to 12 % to the working length.

Length	Ø = 3		Ø = 4		Ø = 5	
	Ref.	PRICE	Ref.	PRICE	Ref.	PRICE
250 - 499	01855	10.70	01878	11.25	01912	12.00
500 - 799	01856	11.00	01879	11.45	01913	12.35
800 - 999	01857	9.80	01880	10.25	01914	10.45
1000 - 1099	01858	8.40	01881	8.60	01915	11.00
1100 - 1199	01859	9.15	01882	9.50	01916	12.00
1200 - 1299	01860	9.90	01883	11.15	01917	13.00
1300 - 1399	01861	10.70	01884	12.00	01918	13.90
1400 - 1499	01862	11.45	01885	12.80	01919	15.00
1500 - 1599	01863	12.25	01886	13.65	01920	15.95
1600 - 1699	01864	13.00	01887	14.55	01921	16.95
1700 - 1799	01865	13.65	01888	15.30	01922	17.95
1800 - 1899	01866	14.45	01889	16.20	01923	18.95
1900 - 1999	01867	16.20	01890	17.05	01924	19.95
2000 - 2099	01868	15.95	01891	17.85	01925	20.80
2100 - 2199	01869	16.85	01892	18.70	01926	21.90
2200 - 2299	01870	17.40	01893	19.60	01927	22.90
2300 - 2399	01871	18.30	01894	20.35	01928	23.90
2400 - 2499	01872	19.05	01895	21.25	01929	24.90
2500 - 2599	01873	19.70	01896	22.00	01930	25.85
2600 - 2699	01874	20.50	01897	23.00	01931	26.85
2700 - 2799	01875	21.35	01898	23.90	01932	27.75
2800 - 2899	01876	22.00	01899	24.65	01933	28.85
2900 - 2999	01877	22.80	01900	25.45	01934	29.85
3000 - 3099			01901	26.40	01935	30.80
3100 - 3199			01902	27.20	01936	31.80
3200 - 3299			01903	28.05	01937	32.80
3300 - 3399			01904	28.95	01938	33.80
3400 - 3499			01905	29.70	01939	34.65
3500 - 3599			01906	30.70	01940	35.75
3600 - 3699			01907	31.50	01941	36.75
3700 - 3799			01908	32.25	01942	37.75
3800 - 3899			01909	33.25	01943	38.75
3900 - 3999			01910	34.00	01944	39.75
4000 - 4099			01911	34.90	01945	40.70
4100 - 4499					01946	44.70

Prices on request



Elastic round endless string Belt

ASCO-CORDEX



Must be indicated: the string length equivalent to the working tightened length. In any case it is a matter of the length of a string embracing the pulleys. Because of their elasticity, the belts are delivered in free length that is inferior from 10 to 12 % to the working length

Length	Ø = 6		Ø = 8		Ø = 10	
	Ref.	PRICE	Ref.	PRICE	Ref.	PRICE
250 - 499	01947	13.00	01981	24.35		
500 - 799	01948	18.00	01982	24.65		
800 - 999	01949	14.20	01983	24.90	02014	39.05
1000 - 1099	01950	15.65	01984	27.40	02015	42.80
1100 - 1199	01951	24.55	01985	29.85	02016	46.90
1200 - 1299	01952	18.50	01986	32.35	02017	50.75
1300 - 1399	01953	19.95	01987	34.90	02018	54.70
1400 - 1499	01954	21.35	01988	37.40	02019	58.65
1500 - 1599	01955	22.70	01989	39.85	02020	62.40
1600 - 1699	01956	24.10	01990	42.35	02021	66.35
1700 - 1799	01957	25.45	01991	44.90	02022	70.30
1800 - 1899	01958	26.95	01992	47.30	02023	73.95
1900 - 1999	01959	28.40	01993	49.75	02024	78.00
2000 - 2099	01960	29.70	01994	52.05	02025	81.95
2100 - 2199	01961	31.25	01995	54.80	02026	85.95
2200 - 2299	01962	32.70	01996	57.20	02027	89.80
2300 - 2399	01963	34.00	01997	59.75	02028	93.65
2400 - 2499	01964	35.45	01998	62.30	02029	97.60
2500 - 2599	01965	36.85	01999	64.70	02030	101.45
2600 - 2699	01966	38.20	02000	67.00	02031	105.20
2700 - 2799	01967	39.75	02001	69.75	02032	109.25
2800 - 2899	01968	41.15	02002	72.30	02033	113.10
2900 - 2999	01969	42.60	02003	74.70	02034	117.05
3000 - 3099	01970	43.90	02004	77.25	02035	121.00
3100 - 3199	01971	45.35	02005	79.75	02036	124.75
3200 - 3299	01972	46.75	02006	82.10	02037	128.30
3300 - 3399	01973	48.20	02007	84.70	02038	132.90
3400 - 3499	01974	49.65	02008	87.15	02039	136.30
3500 - 3599	01975	50.85	02009	90.10	02040	139.85
3600 - 3699	01976	52.50	02010	92.10	02041	144.45
3700 - 3799	01977	53.90	02011	94.60	02042	147.85
3800 - 3899	01978	55.25	02012	97.05	02043	152.50
3900 - 3999	01979	56.65	02013	99.35	02044	156.00
4000 - 4099				prices on request		
4100 - 4499	01980	63.60				

Conditions of sale: Discount: 10 % from 25 identical pieces or more.
15 % from 50 identical pieces or more.
20 % from 100 identical pieces or more.
25 % from 200 identical pieces or more.
30 % from 300 identical pieces or more.



Schurch Asco SA



Partenaire et Savoir-faire

AV. DU 1ER MARS 33, CP 3052
CH-2001 NEUCHÂTEL
SWITZERLAND

PHONE : +41 32 724 3434

FAX : +41 32 724 3436

EMAIL : INFO@SCHURCH-ASCO.COM

WEB : WWW.SCHURCH-ASCO.COM

Rigid round endless string Belt

ASCO-STAR

yellow



Use examples:

Textile machines, tool-machines Schaublin 102, Ewag, Posalux, Technica, etc. These belts are very resistant to use and are specially recommended on the high-speed machines.

Must be indicated: the string length equivalent to the working tightened length

Length	Ø = 3		Ø = 4		Ø = 5	
	Ref.	PRICE	Ref.	PRICE	Ref.	PRICE
1000 - 1099	02050		02074		02098	13.45
1100 - 1199	02051		02075		02099	
1200 - 1299	02052		02076		02100	
1300 - 1399	02053		02077		02101	
1400 - 1499	02054		02078		02102	15.85
1500 - 1599	02055		02079		02103	
1600 - 1699	02056		02080	15.10	02104	
1700 - 1799	02057		02081	43.40	02105	
1800 - 1899	02058		02082		02106	34.00
1900 - 1999	02059		02083		02107	
2000 - 2099	02060		02084		02108	
2100 - 2199	02061	<i>Prices on request</i>	02085		02109	
2200 - 2299	02062		02086		02110	
2300 - 2399	02063		02087		02111	
2400 - 2499	02064		02088		02112	
2500 - 2599	02065		02089		02113	
2600 - 2699	02066		02090		02114	
2700 - 2799	02067		02091		02115	
2800 - 2899	02068		02092		02116	
2900 - 2999	02069		02093		02117	
3000 - 3199	02070			02094	26.00	02118
3200 - 3499	02071		02095	20.45	02119	35.00
3500 - 3999	02072		02096		02120	33.00
4000 - 4499	02073		02097	24.55	02121	35.40

Conditions of sale : Discount:

10 % from 25 identical pieces or more.

15 % from 50 identical pieces or more.

20 % from 100 identical pieces or more.



Rigid round endless string Belt

ASCO-STAR

yellow



Use examples:

Textile machines, tool-machines Schaublin 102, Ewag, Posalux, Technica, etc. These belts are very resistant to use and are specially recommended on the high-speed machines.

Must be indicated: the string length equivalent to the working tightened length.

Length	Ø = 6		Ø = 7		Ø = 8		
	Ref.	PRICE	Ref.	PRICE	Ref.	PRICE	
1000 - 1099	02122	15.65	02146		02167		
1100 - 1199	02123	<i>Prices on request</i>	02147		02168		
1200 - 1299	02124		02148		02169		
1300 - 1399	02125		02149		02170		
1400 - 1499	02126		02150		02171		
1500 - 1599	02127		02151		02172		
1600 - 1699	02128	<i>Prices on request</i>	02152		02173		
1700 - 1799	02129		02153		02174		
1800 - 1899	02130		02154		02175		
1900 - 1999	02131		02155		02176		
2000 - 2099	02132			02156		02177	
2100 - 2199	02133	14.90	02157		02178		
2200 - 2299	02134	15.70	02158		02179		
2300 - 2399	02135	<i>Prices on request</i>	02159		02180		
2400 - 2499	02136		02160		02181		
2500 - 2599	02137		02161		02182		
2600 - 2699	02138		02162		02183		
2700 - 2799	02139		02163		02184		
2800 - 2899	02140	<i>Prices on request</i>	02164		02185		
2900 - 2999	02141		02165		02186		
3000 - 3199	02142			02166		02187	
3200 - 3499	02143						
3500 - 3999	02144						
4000 - 4499	02145						

Conditions of sale : Discount:

10 % from 25 identical pieces or more.
15 % from 50 identical pieces or more.
20 % from 100 identical pieces or more.



Schurch Asco SA



Partenaire et Savoir-faire

AV. DU 1ER MARS 33, CP 3052
CH-2001 NEUCHÂTEL
SWITZERLAND

PHONE : +41 32 724 3434
FAX : +41 32 724 3436
EMAIL : INFO@SCHURCH-ASCO.COM
WEB : WWW.SCHURCH-ASCO.COM

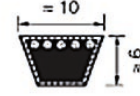
**Narrow section V-belts Optibelt RED-POWER 3 S=C Plus SPZ
Optibelt Super XE-POWER PRO M=S narrow section V-belts
VB S=C Plus classic section belts**



RED-POWER 3 S=C Plus SPZ



SUPER XE-POWER Pro M=S



CLASSIQUE VB S=C Plus

SECTIONS AND NOMINAL DIMENSIONS SP				
Ref.	Section	Width	Height	Length Range
17000	SPZ/3V	9.7	8	1202-3550
17001	SPA	12.7	10	1207-4000
17002	SPB/5V	16.3	13	1250-8000
17003	SPC	22	18	2000-10000

XP NOMINAL SECTIONS AND DIMENSIONS				
Ref.	Section	Width	Height	Length Range
17004	XPZ/3VX	9.7	8	587-3500
17005	XPA	12.7	10	707-3550
17006	XPB/5VX	16.3	13	1250-3550
17007	XPC	22.00	18	2000-3550

SECTIONS AND NOMINAL DIMENSIONS VB				
Ref.	Section	Width	Height	Length Range
17008	Z	10	6	312-2522
17009	A	13	8	437-5030
17010	B	17	11	610-7140
17011	C	22	14	1148-8058

TYPE V-BELTS 3S = C PLUS

SECTION SPZ		SECTION SPA		
Ref.	17000	Ref.	17001	
Reference length (mm)		Reference length (mm)		
01202	01800	01207	01800	02607
01212	01837	01232	01807	02632
01237	01862	01250	01832	02650
01250	01887	01257	01857	02682
01262	01900	01272	01882	02732
01287	01937	01282	01900	02782
01312	01987	01307	01907	02800
01320	02000	01320	01932	02832
01337	02037	01332	01957	02847
01362	02120	01357	01982	02882
01387	02137	01382	02000	02932
01400	02187	01400	02032	02982
01412	02240	01407	02057	03000
01437	02287	01432	02082	03032
01462	02360	01457	02120	03082
01487	02500	01482	02132	03150
01500	02650	01500	02182	03182
01512	02800	01507	02207	03282
01537	03000	01532	02232	03350
01562	03150	01557	02240	03382
01587	03350	01582	02282	03550
01600	03550	01600	02300	03750
01612		01607	02307	04000
01637		01632	02332	
01662		01657	02360	
01687		01682	02382	
01700		01700	02432	
01737		01707	02482	
01762		01732	02500	
01787		01757	02532	
		01782	02582	

SECTION SPB		SECTION SPC	
Ref.	17002	Ref.	17003
Reference length (mm)		Reference length (mm)	
01250	03450	02000	
01320	03550	02120	
01400	03650	02240	
01450	03750	02360	
01500	03800	02500	
01550	04000	02650	
01600	04120	02800	
01700	04250	03000	
01800	04500	03150	
01850	04750	03350	
01900	05000	03550	
02000	05300	03750	
02020	05600	04000	
02060	06000	04250	
02120	06300	04500	
02150	06700	04750	
02180	07100	05000	
02240	07500	05300	
02280	08000	05600	
02360		06000	
02450		06300	
02500		06700	
02530		07100	
02650		07500	
02800		08000	
02840		08500	
02900	Complete PDF Catalog + PDF PRICE	09000	
03000		09500	
03150		10000	
03250			
03350			

Conditions of sale : PDF price attached (website). Delivery times + quantity discounts on request



TYPE XP V-BELTS XE POWER PRO M=S

SECTION XPZ / 3VX			SECTION XPA			SECTION XPB / 5VX		Section XPC	
Ref.	17004		Ref.	17005		Ref.	17006	Ref.	17007
Reference length (mm)			Reference length (mm)			Reference length (mm)		Reference length (mm)	
00587	01112	01900	00707	01357	02650	01250		02000	
00612	01120	01950	00732	01382	02800	01320		02120	
00630	01137	02000	00757	01400	03000	01350		02240	
00637	01162	02120	00782	01432	03150	01400		02360	
00662	01180	02150	00800	01450	03350	01450		02500	
00670	01187	02240	00807	01457	03550	01500		02650	
00687	01202	02360	00832	01482		01550		02800	
00710	01212	02500	00850	01500		01600		03000	
00730	01237	02540	00857	01507		01650		03150	
00737	01250	02650	00882	01532		01700		03350	
00750	01262	02690	00900	01557		01750		03550	
00762	01287	02800	00907	01582		01800			
00772	01312	02840	00932	01600		01850			
00787	01320	03000	00950	01607		01900			
00800	01337	03150	00957	01632		02000			
00812	01362	03350	00982	01650		02020			
00825	01387	03550	01000	01682		02040			
00837	01400		01007	01700		02120			
00850	01412		01030	01732		02150			
00862	01437		01060	01750		02240			
00875	01462		01082	01757		02280			
00887	01487		01107	01782		02360			
00900	01500		01120	01800		02400			
00912	01512		01132	01832		02500			
00925	01537		01157	01850		02650			
00937	01562		01180	01882		02680			
00950	01587		01207	01900		02800			
00962	01600		01232	01932		02840			
00987	01612		01250	01950		03000			
01000	01662		01257	01982		03150			
01012	01700		01272	02000		03350			
01037	01750		01282	02120		03550			
01060	01762		01307	02240					
01077	01800		01320	02360					
01087	01850		01332	02500					
							Complete PDF Catalog + PDF PRICE		

VB TYPE V-BELTS

CLASSIC VB / Z		CLASSIC VB / A		CLASSIC VB / B		CLASSIC VB / C	
Ref.	Reference length (mm)	Ref.	Reference length (mm)	Ref.	Reference length (mm)	Ref.	Reference length (mm)
17008	312-2522	17009	437-5030	17010	610-7660	17011	1148-9202

Conditions of sale : PDF price attached (website). Delivery times + quantity discounts on request



Schurch Asco SA



Partenaire et Savoir-faire

AV. DU 1ER MARS 33, CP 3052
CH-2001 NEUCHÂTEL
SWITZERLAND

PHONE : +41 32 724 3434

FAX : +41 32 724 3436

EMAIL : INFO@SCHURCH-ASCO.COM

WEB : WWW.SCHURCH-ASCO.COM



Round Belt

POLYCORD

POLYURETHANE, GREEN

Thanks to a high flexibility, these round Polycord belts allow unlimited direction changes. Thanks to their high elasticity, the round Polycord belts operate as security elements by reducing the backlash and the overloads and by increasing their lasting.

Expensive intermediary elements can be then suppressed. Physical and chemical characteristics are exceptional in many fields: resistance to hydrolysis, for example, is slightly higher than in most of the known elastomers-polyurethanes. Moreover, the non antistatic round Polycord belts are water-, oil-, grease-, and benzene-proof. Round Polycord belts assure, thanks to their tight tolerance of diameters, many regular turns.

The original packaging is 30 m but it can also be sent with other length.

Use:

Mechanical construction of machines and devices, precision mechanics and horology, reaming machines, oil pumps, pantographs, accessories for automatic lathes, textile industry, etc.

Ref.	Ø _{belt}	PRICE
01810	2	2.25
01811	3	3.35
01812	4	4.40
01813	5	6.35
01814	6	9.40

Ref.	Ø _{belt}	PRICE
01815	7	9.60
01816	8	12.00
01817	10	19.00
01818	12	20.45
01819	15	29.50

Conditions of sale: Discount: 10 % from 120 m of identical item.
Discount: 5 % from 60 m of identical item.

Hooking spray

BARDAHL



WEICON Transmission Belt Spray is a transparent coating based on synthetic elastomers for highly stressed transmission belts of all kinds.

It increases the life of belts, prolongs the life of machines and installations, prevents belt slippage, transmits full drive power, eliminates and prevents squeaking, etc.

WEICON Transmission Belt Spray is suitable for all types of belts and tapes in common materials, eg. ex. in fabric, leather, rubber or PVC.

Ref.	Designation	Quantity	Price
00799	WEICON	400 ml	23.00

Conditions of sale: Discount : 10% from 10 pieces



Round Belt

CLEAR-GO SUPREME

round, polyuretane

Round belt with rough surface.

This belt can be soldered with the help of a soldering machine in order to obtain an endless belt.

The original packaging is 30 m but it can also be sent with other length.



Ref.	Ø _{belt}	Price
01760	2	2.20
01761	3	2.95
01762	4	3.00
01763	5	4.40
01764	6	6.85
01765	7	6.85
01766	8	8.45
01767	10	11.35
01768	12	14.10

Conditions of sale: Discount: 10 % from 120 m of identical item.
5 % from 60 m of identical item.

Flat Belt

ASCO-VIS

Synthetic, extra flexible

The original packaging is 30 m but it can also be sent with other length.



Ref.	Designation	Quantity	Price
01809	Flacon de colle FIXOL	40 g	19.00

Width	Deliverable from stock except sale C 10 SX, Thickness 1,4		3 weeks delay D 20 SX, Thickness 2,2	
	Ref.	Price	Ref.	Price
5	01785	5.60	01797	7.40
7	01786	5.85	01798	7.70
10	01787	7.00	01799	7.90
15	01788	8.80	01800	10.55
20	01789	12.80	01801	14.15
25	01790	14.00	01802	17.60
30	01791	16.35	01803	21.20
35	01792	19.50	01804	24.80
40	01793	25.65	01805	28.00
45	01794	26.40	01806	31.35
50	01795	28.00	01807	35.20
60	01796	33.00	01808	41.80



Schurch Asco SA



Partenaire et Savoir-faire

AV. DU 1ER MARS 33, CP 3052
CH-2001 NEUCHÂTEL
SWITZERLAND

PHONE : +41 32 724 3434
FAX : +41 32 724 3436
EMAIL : INFO@SCHURCH-ASCO.COM
WEB : WWW.SCHURCH-ASCO.COM

Flat endless Belt

POWERBAND

High capacity, synthetic, blue

Thickness 2 mm

Conditions of sale: Net prices



Length	Width = 5		Width = 10		Width = 15	
	Ref.	PRICE	Ref.	PRICE	Ref.	PRICE
800 - 899	08903	21.15	08928	27.65	08953	32.70
900 - 999	08904	21.70	08929	28.65	08954	34.35
1000 - 1099	08905	23.25	08930	30.15	08955	36.25
1100 - 1199	08906	24.20	08931	31.90	08956	38.30
1200 - 1299	08907	25.30	08932	33.65	08957	40.00
1300 - 1399	08908	27.10	08933	34.75	08958	41.75
1400 - 1499	08909	27.85	08934	36.25	08959	43.60
1500 - 1599	08910	29.15	08935	38.30	08960	45.35
1600 - 1699	08911	29.95	08936	39.90	08961	47.15
1700 - 1799	08912	31.30	08937	41.25	08962	48.70
1800 - 1899	08913	33.20	08938	42.35	08963	50.40
1900 - 1999	08914	34.35	08939	43.50	08964	51.80
2000 - 2099	08915	35.30	08940	45.55	08965	53.15
2100 - 2199	08916	36.35	08941	47.25	08966	55.95
2200 - 2299	08917	37.75	08942	47.95	08967	56.40
2300 - 2399	08918	39.15	08943	49.65	08968	58.35
2400 - 2499	08919	40.00	08944	51.25	08969	60.00
2500 - 2599	08920	41.10	08945	52.80	08970	60.95
2600 - 2699	08921	42.25	08946	54.00	08971	63.40
2700 - 2799	08922	43.60	08947	56.00	08972	62.15
2800 - 2899	08923	44.85	08948	57.40	08973	66.35
2900 - 2999	08924	45.95	08949	58.70	08974	68.35



Flat endless Belt

synthetic, blue,

thickness 2 mm

POWERBAND HIGH CAPACITY



Length	Width = 20		Width = 25		Width = 30	
	Ref.	PRICE	Ref.	PRICE	Ref.	PRICE
800 - 899	08978	38.30	09003	42.90	09028	48.70
900 - 999	08979	40.00	09004	45.80	09029	51.80
1000 - 1099	08980	41.75	09005	47.95	09030	54.00
1100 - 1199	08981	44.40	09006	51.25	09031	56.40
1200 - 1299	08982	46.70	09007	53.30	09032	59.60
1300 - 1399	08983	48.65	09008	56.00	09033	62.35
1400 - 1499	08984	50.40	09009	57.85	09034	64.40
1500 - 1599	08985	52.80	09010	60.05	09035	67.25
1600 - 1699	08986	54.00	09011	63.15	09036	69.75
1700 - 1799	08987	56.00	09012	64.90	09037	72.40
1800 - 1899	08988	58.35	09013	66.80	09038	74.55
1900 - 1999	08989	60.05	09014	68.75	09039	77.05
2000 - 2099	08990	62.75	09015	71.45	09040	80.35
2100 - 2199	08991	63.85	09016	73.30	09041	82.45
2200 - 2299	08992	65.45	09017	74.85	09042	84.90
2300 - 2399	08993	68.35	09018	77.35	09043	87.10
2400 - 2499	08994	69.75	09019	79.45	09044	89.00
2500 - 2599	08995	71.40	09020	81.60	09045	91.55
2600 - 2699	08996	73.25	09021	83.50	09046	94.05
2700 - 2799	08997	74.95	09022	85.70	09047	96.05
2800 - 2899	08998	76.10	09023	87.55	09048	97.75
2900 - 2999	08999	78.30	09024	89.00	09049	99.45
	Largeur = 35		Largeur = 40		Largeur = 45	
800 - 899	09053	53.15	09078	58.75	09103	64.90
900 - 999	09054	57.40	09079	62.75	09104	68.35
1000 - 1099	09055	60.05	09080	65.45	09105	71.45
1100 - 1199	09056	62.75	09081	69.75	09106	75.70
1200 - 1299	09057	65.45	09082	72.55	09107	79.45
1300 - 1399	09058	68.75	09083	74.85	09108	82.45
1400 - 1499	09059	71.40	09084	78.65	09109	85.95
1500 - 1599	09060	74.55	09085	81.60	09110	89.00
1600 - 1699	09061	77.75	09086	83.45	09111	92.70
1700 - 1799	09062	79.95	09087	87.30	09112	96.20
1800 - 1899	09063	82.45	09088	90.90	09113	99.10
1900 - 1999	09064	85.60	09089	94.05	09114	102.25
2000 - 2099	09065	88.40	09090	97.75	09115	106.05
2100 - 2199	09066	90.90	09091	100.20	09116	109.40
2200 - 2299	09067	94.05	09092	103.40	09117	112.50
2300 - 2399	09068	96.20	09093	105.10	09118	115.65
2400 - 2499	09069	99.10	09094	108.20	09119	118.10
2500 - 2599	09070	101.55	09095	111.45	09120	122.05
2600 - 2699	09071	104.05	09096	114.70	09121	124.30
2700 - 2799	09072	105.80	09097	117.00	09122	127.40
2800 - 2899	09073	108.00	09098	119.50	09123	129.80
2900 - 2999	09074	110.20	09099	121.80	09124	132.75



Schurch Asco SA



Partenaire et Savoir-faire

AV. DU 1ER MARS 33, CP 3052
CH-2001 NEUCHÂTEL
SWITZERLAND

PHONE : +41 32 724 3434

FAX : +41 32 724 3436

EMAIL : INFO@SCHURCH-ASCO.COM

WEB : WWW.SCHURCH-ASCO.COM



Flat endless Belt

synthetic, blue,

thickness 2 mm

POWERBAND HIGH CAPACITY

Length	Width = 50		Width = 60		Width = 70	
	Ref.	PRICE	Ref.	PRICE	Ref.	PRICE
800 - 899	09128	70.40	09153	81.95	09178	93.55
900 - 999	09129	75.00	09154	87.40	09179	99.40
1000 - 1099	09130	78.40	09155	91.75	09180	104.70
1100 - 1199	09131	82.45	09156	96.75	09181	109.80
1200 - 1299	09132	86.45	09157	100.45	09182	114.60
1300 - 1399	09133	90.00	09158	105.45	09183	119.80
1400 - 1499	09134	94.05	09159	108.75	09184	125.05
1500 - 1599	09135	98.20	09160	113.60	09185	129.65
1600 - 1699	09136	101.15	09161	118.55	09186	135.10
1700 - 1799	09137	104.95	09162	122.65	09187	139.70
1800 - 1899	09138	109.00	09163	126.75	09188	144.40
1900 - 1999	09139	111.85	09164	130.20	09189	148.65
2000 - 2099	09140	115.75	09165	135.10	09190	153.15
2100 - 2199	09141	119.25	09166	138.25	09191	158.95
2200 - 2299	09142	123.15	09167	143.20	09192	163.40
2300 - 2399	09143	126.30	09168	146.40	09193	167.35
2400 - 2499	09144	129.55	09169	149.90	09194	171.00
2500 - 2599	09145	132.40	09170	153.55	09195	174.45
2600 - 2699	09146	135.75	09171	156.95	09196	178.55
2700 - 2799	09147	138.25	09172	160.50	09197	182.35
2800 - 2899	09148	141.35	09173	163.55	09198	186.10
2900 - 2999	09149	144.65	09174	166.90	09199	216.40
	Largeur = 80		Largeur = 90		Largeur = 100	
800 - 899	09203	105.60	09228	117.80	09253	129.25
900 - 999	09204	112.10	09229	123.85	09254	136.50
1000 - 1099	09205	119.25	09230	131.25	09255	144.20
1100 - 1199	09206	123.70	09231	137.70	09256	151.50
1200 - 1299	09207	129.25	09232	144.30	09257	158.00
1300 - 1399	09208	134.85	09233	150.75	09258	165.25
1400 - 1499	09209	140.35	09234	157.20	09259	171.40
1500 - 1599	09210	145.90	09235	162.80	09260	178.35
1600 - 1699	09211	151.75	09236	169.20	09261	184.85
1700 - 1799	09212	157.20	09237	175.40	09262	192.45
1800 - 1899	09213	162.00	09238	181.25	09263	198.90
1900 - 1999	09214	167.35	09239	186.90	09264	204.60
2000 - 2099	09215	173.00	09240	193.15	09265	211.60
2100 - 2199	09216	178.95	09241	198.95	09266	218.10
2200 - 2299	09217	184.15	09242	205.10	09267	224.20
2300 - 2399	09218	188.55	09243	210.50	09268	229.65
2400 - 2499	09219	193.05	09244	215.15	09269	234.70
2500 - 2599	09220	197.60	09245	220.50	09270	239.75
2600 - 2699	09221	201.60	09246	225.85	09271	244.85
2700 - 2799	09222	206.15	09247	230.80	09272	250.20
2800 - 2899	09223	210.90	09248	235.80	09273	254.95
2900 - 2999	09224	215.30	09249	240.85	09274	260.25



Flat endless Belt

High capacity, synthetic

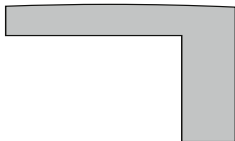
Made in cloth, endless, the HEVALOID belts, made of synthetic thread in different thickness, are soaked in synthetic rubber and then vulcanized. The result is a silent belt that has a great flexibility and a high friction coefficient. Its 90% output, with a high deflexion frequency, allows power economy, consideration of the bearings and an exceptional use lasting. These transfer belts are resistant to oil, acids and lye. They endure permanent temperatures of 100°C. In order to get good results, the pulleys should not have rims. A uniform surface, well worked, assures the best transit of the belt. In all transmission with flat belts, at least one of the pulleys must be bulging in order to assure an efficient guidance.

HEVALOID

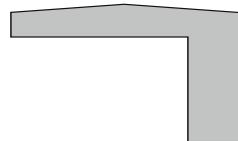


Conditions of sale: Net prices

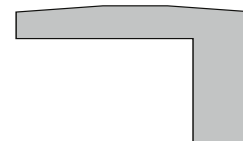
Correct shape that assures an efficient guidance and a long time of use.



Acceptable for a width inferior to 20 mm.



Bad shape, to be absolutely avoided.



The belt thickness, the price of which is indicated in red (525), is 1.5 mm and that of the others (535) is 2 mm.

Length	Width = 5		Width = 10		Width = 15	
	Ref.	PRICE	Ref.	PRICE	Ref.	PRICE
500 - 599	07600	15,50	07625	20,10	07650	24,60
600 - 699	07601	16,55	07626	21,65	07651	24,65
700 - 799	07602	17,55	07627	23,05	07652	27,50
800 - 899	07603	19,15	07628	25,00	07653	39,15
900 - 999	07604	19,75	07629	26,10	07654	41,15
1000 - 1099	07605	21,25	07630	27,50	07655	43,25
1100 - 1199	07606	22,00	07631	29,25	07656	45,60
1200 - 1299	07607	23,05	07632	30,55	07657	47,95
1300 - 1399	07608	24,60	07633	31,80	07658	50,00
1400 - 1499	07609	25,45	07634	33,00	07659	52,30
1500 - 1599	07610	26,50	07635	34,70	07660	54,30
1600 - 1699	07611	27,35	07636	36,35	07661	56,45
1700 - 1799	07612	28,50	07637	37,70	07662	58,20
1800 - 1899	07613	30,40	07638	38,55	07663	60,50
1900 - 1999	07614	31,35	07639	40,75	07664	62,10
2000 - 2099	07615	32,05	07640	41,50	07665	63,75
2100 - 2199	07616	33,10	07641	42,70	07666	66,20
2200 - 2299	07617	34,35	07642	43,60	07667	67,90
2300 - 2399	07618	35,65	07643	45,05	07668	69,75
2400 - 2499	07619	36,35	07644	46,65	07669	71,90
2500 - 2599	07620	37,45	07645	47,95	07670	72,90
2600 - 2699	07621	38,45	07646	49,25	07671	76,10
2700 - 2799	07622	39,60	07647	50,95	07672	77,65
2800 - 2899	07623	40,90	07648	52,10	07673	79,35
2900 - 2999	07624	41,75	07649	53,35	07674	81,80



Schurch Asco SA



Partenaire et Savoir-faire

AV. DU 1ER MARS 33, CP 3052
CH-2001 NEUCHÂTEL
SWITZERLAND

PHONE : +41 32 724 3434

FAX : +41 32 724 3436

EMAIL : INFO@SCHURCH-ASCO.COM

WEB : WWW.SCHURCH-ASCO.COM

HEVALOID

Flat endless Belts, synthetic

The belt thickness, the price of which is indicated in red (525), is 1.5 mm and that of the others (535) is 2 mm

Length	Width = 20		Width = 25		Width = 30	
	Ref.	PRICE	Ref.	PRICE	Ref.	PRICE
500 - 599	07675	27,50	07700	31,90	07725	36,25
600 - 699	07676	30,10	07701	34,70	07726	38,90
700 - 799	07677	32,70	07702	36,85	07727	41,60
800 - 899	07678	45,60	07703	51,40	07728	58,20
900 - 999	07679	47,95	07704	54,85	07729	60,10
1000 - 1099	07680	49,90	07705	57,45	07730	64,85
1100 - 1199	07681	53,25	07706	61,30	07731	67,90
1200 - 1299	07682	55,65	07707	63,75	07732	71,00
1300 - 1399	07683	58,20	07708	67,00	07733	74,55
1400 - 1499	07684	60,50	07709	69,50	07734	77,35
1500 - 1599	07685	63,15	07710	71,90	07735	80,35
1600 - 1699	07686	64,70	07711	75,15	07736	83,35
1700 - 1799	07687	67,15	07712	77,65	07737	86,55
1800 - 1899	07688	69,75	07713	79,95	07738	89,50
1900 - 1999	07689	71,85	07714	82,25	07739	92,25
2000 - 2099	07690	75,15	07715	85,70	07740	96,20
2100 - 2199	07691	76,55	07716	87,65	07741	98,45
2200 - 2299	07692	78,40	07717	89,70	07742	101,70
2300 - 2399	07693	81,80	07718	92,60	07743	104,25
2400 - 2499	07694	83,35	07719	95,25	07744	106,85
2500 - 2599	07695	85,70	07720	97,80	07745	109,80
2600 - 2699	07696	87,65	07721	100,10	07746	112,50
2700 - 2799	07697	89,65	07722	102,80	07747	114,95
2800 - 2899	07698	91,10	07723	104,85	07748	117,25
2900 - 2999	07699	92,95	07724	106,85	07749	119,00
	Largeur = 35		Largeur = 40		Largeur = 45	
500 - 599	07750	39,60	07775	43,35	07800	47,15
600 - 699	07751	42,80	07776	46,95	07801	51,40
700 - 799	07752	45,95	07777	50,95	07802	55,45
800 - 899	07753	63,75	07778	70,40	07803	77,65
900 - 999	07754	68,55	07779	75,15	07804	81,80
1000 - 1099	07755	71,85	07780	78,40	07805	85,70
1100 - 1199	07756	75,15	07781	83,35	07806	90,70
1200 - 1299	07757	78,40	07782	86,90	07807	95,25
1300 - 1399	07758	82,25	07783	89,65	07808	98,45
1400 - 1499	07759	85,35	07784	94,15	07809	102,95
1500 - 1599	07760	89,50	07785	97,80	07810	106,80
1600 - 1699	07761	92,95	07786	100,10	07811	110,90
1700 - 1799	07762	95,75	07787	104,70	07812	115,25
1800 - 1899	07763	98,45	07788	108,90	07813	118,55
1900 - 1999	07764	102,40	07789	112,50	07814	122,25
2000 - 2099	07765	105,90	07790	116,70	07815	126,90
2100 - 2199	07766	108,90	07791	120,00	07816	130,90
2200 - 2299	07767	112,25	07792	123,85	07817	134,65
2300 - 2399	07768	115,25	07793	126,05	07818	138,30
2400 - 2499	07769	118,55	07794	129,65	07819	141,50
2500 - 2599	07770	121,85	07795	133,45	07820	146,10
2600 - 2699	07771	124,65	07796	137,45	07821	149,05
2700 - 2799	07772	126,75	07797	140,05	07822	151,50
2800 - 2899	07773	129,55	07798	143,05	07823	155,40
2900 - 2999	07774	132,10	07799	145,90	07824	159,20



Flat endless Belts, synthetic

HEVALOID

The belt thickness, the price of which is indicated in red (525), is 1.5 mm and that of the others (535) is 2 mm.

Length	Width = 50		Width = 60		Width = 70	
	Ref.	PRICE	Ref.	PRICE	Ref.	PRICE
500 - 599	07825	52,00	07850	59,55	07875	68,35
600 - 699	07826	55,95	07851	64,90	07876	74,55
700 - 799	07827	60,25	07852	70,10	07877	79,95
800 - 899	07828	84,10	07853	98,05	07878	112,25
900 - 999	07829	89,80	07854	104,35	07879	118,55
1000 - 1099	07830	93,90	07855	109,95	07880	125,15
1100 - 1199	07831	98,65	07856	116,20	07881	131,50
1200 - 1299	07832	103,45	07857	121,60	07882	137,30
1300 - 1399	07833	107,75	07858	126,20	07883	143,45
1400 - 1499	07834	112,50	07859	130,40	07884	149,80
1500 - 1599	07835	117,45	07860	135,95	07885	155,30
1600 - 1699	07836	121,20	07861	142,05	07886	163,00
1700 - 1799	07837	125,75	07862	146,80	07887	193,30
1800 - 1899	07838	130,45	07863	151,75	07888	172,95
1900 - 1999	07839	133,85	07864	156,10	07889	178,25
2000 - 2099	07840	138,70	07865	161,80	07890	183,40
2100 - 2199	07841	142,50	07866	165,90	07891	190,45
2200 - 2299	07842	147,65	07867	171,40	07892	195,70
2300 - 2399	07843	151,40	07868	175,60	07893	200,35
2400 - 2499	07844	154,85	07869	179,60	07894	204,85
2500 - 2599	07845	158,60	07870	184,15	07895	209,60
2600 - 2699	07846	162,45	07871	188,05	07896	213,95
2700 - 2799	07847	165,85	07872	192,15	07897	218,55
2800 - 2899	07848	169,10	07873	195,80	07898	223,10
2900 - 2999	07849	173,25	07874	200,10	07899	227,65
	Largeur = 80		Largeur = 90		Largeur = 100	
500 - 599	07900	77,55	07925	86,80	07950	94,65
600 - 699	07901	83,70	07926	93,45	07951	102,95
700 - 799	07902	90,15	07927	100,25	07952	110,25
800 - 899	07903	126,60	07928	141,20	07953	154,55
900 - 999	07904	134,40	07929	148,55	07954	161,80
1000 - 1099	07905	142,90	07930	157,35	07955	172,60
1100 - 1199	07906	148,10	07931	164,90	07956	181,60
1200 - 1299	07907	154,85	07932	172,60	07957	189,45
1300 - 1399	07908	161,35	07933	180,40	07958	197,80
1400 - 1499	07909	168,80	07934	188,15	07959	205,35
1500 - 1599	07910	174,65	07935	194,90	07960	213,60
1600 - 1699	07911	181,60	07936	202,45	07961	221,50
1700 - 1799	07912	188,30	07937	210,20	07962	230,45
1800 - 1899	07913	193,90	07938	217,10	07963	238,30
1900 - 1999	07914	200,55	07939	223,95	07964	245,10
2000 - 2099	07915	207,05	07940	231,65	07965	253,40
2100 - 2199	07916	214,30	07941	238,30	07966	261,10
2200 - 2299	07917	220,65	07942	245,65	07967	268,70
2300 - 2399	07918	225,95	07943	252,25	07968	275,20
2400 - 2499	07919	231,20	07944	257,85	07969	281,20
2500 - 2599	07920	236,40	07945	264,10	07970	287,15
2600 - 2699	07921	241,85	07946	270,55	07971	293,50
2700 - 2799	07922	247,10	07947	276,45	07972	299,65
2800 - 2899	07923	252,65	07948	282,55	07973	305,50
2900 - 2999	07924	259,20	07949	288,95	07974	311,85



Assembling Plier

DIXLINK

Pliers for the dismantling and assembling of trapezoidal link belts.
VEELOS or MAXI belts



Ref.	Designation	Price
01735	DIXLINK Pliers	17.00

Conditions of sale: Net prices.

Vulcanization Plier

VULCOPLAST

Electrical vulcanization Plier for the round belts including a knife and the transformer. Pipe plays must be ordered separately.



Ref.	Designation	Price
16740	Plier	724.00
16770	Pipe play Ø 3	48.00
16741	Pipe play Ø 4	48.00
16742	Pipe play Ø 5	48.00
16743	Pipe play Ø 6	48.00
16744	Pipe play Ø 7	48.00
16745	Pipe play Ø 8	48.00
16746	Pipe play Ø 9	48.00
16747	Pipe play Ø 10	48.00
16748	Pipe play Ø 11	48.00
16749	Pipe play Ø 12	48.00



Conditions of sale: Net prices.

Cutting Plier

Guillotine Plier for clear and regular cutting of round belts.



Ref.	Designation	Price
01770	Plier	24.00

Conditions of sale: 10 % from 10 pliers.

156 Belts

March 2024



5. GRINDING-WHEELS

Trainer ASCO

This grinding-wheel is intended for the hand straightening, cleaning and profiling of all the grinding-wheels up to diameters of 300 mm and of all thickness. Flanks and periphery can be straightened up. The spinning grinding-wheel with conic Bushel is put on an axis ball bearing support.

Ref.	Designation	Price
16430	support without grinding-wheel	212.75
16431	grinding-wheel	43.50

Conditions of sale: Liquidation : 50%



Diamond resinoid Lapper

The lapper is used for the polishing or softening of angles of **hard metal** tools. The resinoid diamond tablet of 40 x 10 x 2 is put on an aluminium base long 170 mm.

Ref.	Grain	Price
16465	D 126	105.00
16466	D 107	105.00
16467	D 76	105.00
16468	D 54	105.00
16469	D 30	105.00
16470	D 20	105.00

Conditions of sale: Net prices.

Grinding-wheel for chamfering

A variety of hardnesses is proposed for the manufacturing of golden or steel horology pieces. A perfect chamfering is realized with the ASCO polishing and lapping paste.

Dimension : $\varnothing_{\text{disk}}$ = 100
 $\varnothing_{\text{hole}}$ = 20
 Thickness = 6

LEATHER

Ref.	Hardness	Price
16100	soft	16.50
16101	medium	16.50
16102	hard	16.50

WOOD


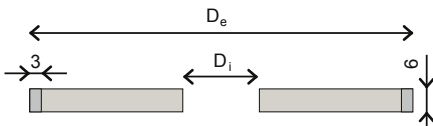
Ref.	Hardness	Price
16091	soft	19.80
16092	medium	10.70
16093	hard	10.70
16094	very hard	19.80



Conditions of sale: Discount: 20% for 20 identical leather pieces
 20% for 50 identical wood pieces
 25% for 100 identical wood pieces
 30% for 200 identical wood pieces



Nowadays, for grinding, sophisticated methods are used to put back in good condition the great number of different tools, differing in shape, dimensions, materials. The essential request when grinding is the safeguard of the shape and the dimension of the tool, generating at the same time good cutting edges. This demands grinding-wheels that have a good cutting abrasive and a binder that keeps the shape efficiently. Because of these two necessities, the diamond grinding-wheels are more and more used for the grinding. Special executions can be realized on demand.



Diamond Grinding-wheel

ASCO

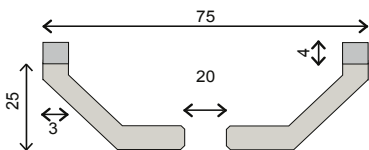
Form 1A1, $D_e = 100$, $D_i = 20$

Ref.	Binder	Concentration	Grain	Price	
16073	Bakelite	75	D 126	352.00	
16074			D 107	352.00	
16075			D 64	352.00	
16076			D 30	352.00	
16077			50	D 20	321.00
16078				D 15	321.00

Form 1A1, $D_e = 75$, $D_i = 20$

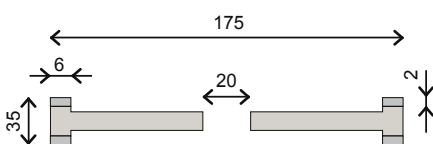
Ref.	Binder	Concentration	Grain	Price	
16079	Bakelite	75	D 126	260.00	
16080			D 107	260.00	
16081			D 64	260.00	
16082			D 30	260.00	
16083			50	D 20	260.00
16084				D 15	260.00

Conic Bushel D.5327 for EWAG 12A2



Ref.	Binder	Concentration	Grain	Price	
16060	Bakelite	75	D 126	198.00	
16061			D 107	198.00	
16062			D 64	198.00	
16063			D 30	198.00	
16064			50	D 20	198.00
16065				D 15	198.00
16066	D 7	198.00			

Form D.3941 for AGATHON 9A3



Ref.	Binder	Concentration	Grain	Price
16067	Metal-Bakelite	75	D 126	495.00
16068			D 107	495.00
16069			D 64	495.00
16070			D 30	495.00
16071	Bakelite	50	D 20	445.00
16072			D 15	445.00

Conditions of sale : net prices, $D_i = 10$ on request.

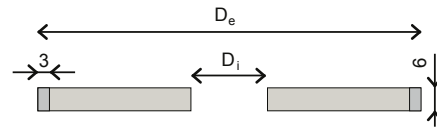


Borazon Grinding-wheel

Nowadays, for grinding, sophisticated methods are used to put back in good condition the great number of different tools, differing in shape, dimensions, materials. The essential request when grinding is the safeguard of the shape and the dimension of the tool, generating at the same time good cutting edges. This demands grinding-wheels that have a good cutting abrasive and a binder that keeps the shape efficiently. Because of these two necessities, the diamond grinding-wheels are more and more used for the grinding. Special executions can be realized on demand.


Form 1A1, $D_e = 100$, $D_i = 20$

Ref.	Binder	Concentration	Grain	Price
16273	Bakelite	75	B 126	347.00
16274			B 107	347.00
16275			B 64	347.00
16276			B 30	347.00
16277	Bakelite	50	B 20	322.00
16278			B 15	322.00



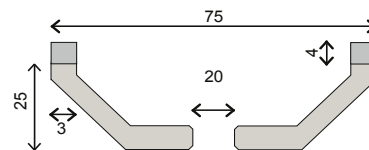
Form 1A1, $D_e = 75$, $D_i = 20$

Ref.	Binder	Concentration	Grain	Price
16279	Bakelite	75	B 126	273.00
16280			B 107	273.00
16281			B 64	273.00
16282			B 30	273.00
16283	Bakelite	50	B 20	260.00
16284			B 15	260.00



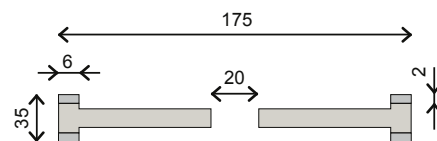
Conic Bushel D.5327 for EWAG 12A2

Ref.	Binder	Concentration	Grain	Price
16260	Bakelite	75	B 126	223.00
16261			B 107	223.00
16262			B 64	223.00
16263			B 30	223.00
16264	Bakelite	50	B 20	211.00
16265			B 15	211.00
16266			B 7	211.00



Form D.3941 for AGATHON 9A3

Ref.	Binder	Concentration	Grain	Price
16267	Métalo-Bakelite	75	B 126	619.00
16268			B 107	619.00
16269			B 64	619.00
16270			B 30	619.00
16271	Bakelite	50	B 20	557.00
16272			B 15	557.00



Conditions of sale: net prices.

August 2018

Grinding Wheels 159



Grinding-wheel BAY-STATE

Quality:

8a blue : for hardened steel.
9a red : for chromium steel.

BELL-SHAPED



Ref.	Dimension	Quality	Grain	Price
07565	76 x 40 x 20	9a	60K	30.70

BUSHEL-SHAPED




Ref.	Dimension	Quality	Grain	Price
07566	60 x T10 x H40	8a	150L	18.00
07567	60 x T18 x H30	9a	80K	17.00
07568	75 x T10 x H40	8a	120L	18.00

FOR SAWING



Ref.	Dimension.	Manufacturer	Price
07500	75 x 0.5 x 10	Comet	8.45
07501	75 x 0.8 x 10	Comet	8.45
07502	75 x 1.0 x 10	Comet	8.45
07503	100 x 0.5 x 10	Comet	15.30
07504	100 x 0.8 x 10	Comet	9.50
07506	125 x 1.0 x 32	ASCO	7.50

SEAT-SHAPED



Ref.	Dim.	Quality	Grain	Manufacturer	Price
07557	75 x 10 x 10	MD	150	Sarubin	25.70
07559	75 x 10 x 10	MD	220	Sarubin	25.70
07560	75 x 13 x 10	9a	80K	Bay-State	12.85
07561	75 x 13 x 10	9a	120 K	Bay-State	16.50

Conditions of sale: Discount of 10% per order of 10 identical pieces Bay-State and ASCO.
Discount of 15% per order of 25 identical pieces Bay-State.
Discount of 20% per order of 25 identical pieces ASCO.
Discount of 20% per order of 50 identical pieces Bay-State.
Discount of 30% per order of 50 identical pieces ASCO.



Grinding-wheel BAY-STATE

Flat form

Ref.	Dimension	Quality	Grain	PRICE
07518	75 x 3 x 10	8a	120L	14.00
07519	75 x 3 x 10	8a	150L	9.30
07523	75 x 3 x 10	9a	80K	10.25
07525	75 x 3 x 10	9a	120K	10.25
07526	75 x 3 x 10	9a	150K	10.25
07527	75 x 3 x 10	9a	180K	10.25
07528	75 x 3 x 10	carborundum	150L	13.65
07529	100 x 4 x 10	Sarubin	80 MD	26.50
07530	100 x 4 x 10	Sarubin	100 MD	26.50
07531	100 x 4 x 10	8a	150L	15.00
07532	100 x 4 x 10	8a	180L	12.00
07533	100 x 4 x 10	8a	220L	16.40
07535	100 x 12 x 10	8a	100L	15.50
07536	100 x 15 x 10	8a	100L	17.10
07537	150 x 4 x 32	7a	80K	32.00
07538	150 x 20 x 20	-	46K	26.00
07539	150 x 20 x 20	-	60K	26.00
07540	150 x 20 x 20	-	80K	26.00
07541	180 x 20 x 20	8a	60L	38.00
07544	200 x 30 x 25	9a	46K	52.00
07545	200 x 30 x 25	8a	60L	52.00
07546	250 x 20 x 76	8a	60K	57.00
07547	300 x 25 x 127	7a	60K	103.00
07548	300 x 25 x 127	8a	70K	83.00
07553	100 x 10 x 10	carborundum	120 EF	26.50



Conditions of sale: Discount by quantity: 10% for 10 identical pieces.

December 2022

Grinding Wheels 161



6. ABRASIVES

Stones INDIA

The authentic INDIA oilstones are artificial stones made up of abrasives, whose elements undergo a chemical transformation in electric oven on temperatures of 2200° C to 2800° C. This produces a totally new material harder than any material that can be found in nature, except for diamond. This abrasive, marked Alundum, artificially obtained, has an unsurpassed purity and regularity. It is broken, grinded, and sorted by sieves depending on the grain dimension. Then it is given the wished form by adding an agglomerant. After that it is fired in an oven on a high temperature, and the INDIA oilstones are finished.

Square stones



Ref.	N°	Grain			Dim.	PRICE
		Coarse	Medium	Fine		
07213	150 11	CF 14			100 x 6 x 6	12.50
07214	150 11		MF 14		100 x 6 x 6	17.00
07215	150 11			FF 14	100 x 6 x 6	17.00
07216	150 12		MF 24		100 x 8 x 8	13.80
07217	150 13	CF 34			100 x 10 x 10	13.80
07218	150 13		MF 34		100 x 10 x 10	17.75
07219	150 13			FF 34	100 x 10 x 10	13.80
07220	150 14		MF 36		150 x 10 x 10	19.90
07221	150 15	CF 44			100 x 13 x 13	14.20
07222	150 15		MF 44		100 x 13 x 13	14.20
07223	150 15			FF 44	100 x 13 x 13	14.20
07224	150 16	CF 46			150 x 13 x 13	19.90
07225	150 16		MF 46		150 x 13 x 13	19.90
07226	150 16			FF 46	150 x 13 x 13	19.90
07228	150 17		MF 56		150 x 16 x 16	21.45
07229	150 17			FF 56	150 x 16 x 16	21.45
07230	150 18	CF 66			150 x 19 x 19	21.45
07231	150 18		MF 66		150 x 19 x 19	21.45
07232	150 18			FF 66	150 x 19 x 19	21.45
07234	150 19		MF 76		150 x 25 x 25	24.10
07235	150 19			FF76	150 x 25 x 25	24.10

Combination stones

One stone, two grains: coarse and Fine



Ref.	N°	Grain		Dim.	PRICE
		Coarse	Fine		
07207	150 05	IB 134		100 x 45 x 16	41.00
07208	150 06	IB 45		125 x 50 x 20	39.35
07209	150 07	IB 6		150 x 50 x 25	47.10
07210	150 08	IB 8		200 x 50 x 25	55.55

Conditions of sale: Discount of 15 %



Stones INDIA
Stone for penknives grinding

Ref.	N°	Medium grain	Dim.	PRICE
07212	150 10	IE 64	100 x 19 x 8	15.55



Ref.	N°	Grain			Dim.	PRICE
		coarse	Medium	Fine		
07194	150 00		MB 14		100 x 25 x 6	13.80
07195	150 00			FB 14	100 x 25 x 6	13.80
07196	150 01	CB 24			100 x 25 x 13	19.15
07197	150 01		MB24		100 x 25 x 13	19.15
07198	150 01			FB 24	100 x 25 x 13	19.15
07199	150 02		MB 35		125 x 50 x 16	36.50
07201	150 03	CB 6			150 x 50 x 25	43.90
07202	150 03		MB 6		150 x 50 x 25	43.90
07203	150 03			FB 6	150 x 50 x 25	61.00
07204	150 04	CB 8			200 x 50 x 25	51.80
07205	150 04		MB 8		200 x 50 x 25	51.80
07206	150 04			FB 8	200 x 50 x 25	51.80

Rectangular stones



Ref.	N°	Grain			Dim.	PRICE
		Coarse	Medium	Fine		
07236	150 20	CF 114			100 x 6	16.00
07237	150 20		MF 114		100 x 6	16.00
07238	150 20			FF 114	100 x 6	16.00
07239	150 21		MF 124		100 x 8	17.35
07240	150 22	CF 134			100 x 10	17.35
07241	150 22		MF 134		100 x 10	23.00
07242	150 22			FF 134	100 x 10	17.35
07244	150 23		MF 136		150 x 10	23.10
07245	150 23			FF 136	150 x 10	23.10
07246	150 24	CF 144			100 x 13	17.35
07247	150 24		MF 144		100 x 13	17.35
07248	150 24			FF 144	100 x 13	17.35
07250	150 25		MF 146		150 x 13	22.85
07251	150 25			FF 146	150 x 13	22.85
07253	150 26		MF 156		150 x 16	24.10
07254	150 26			FF 156	150 x 16	24.10
07256	150 27		MF 166		150 x 19	24.10
07257	150 27			FF 166	150 x 19	24.10
07258	150 28		MF 176		150 x 25	25.80

Triangular stones



Conditions of sale: Discount of 15 %



Schurch Asco SA



Partenaire et Savoir-faire

AV. DU 1ER MARS 33, CP 3052
CH-2001 NEUCHÂTEL
SWITZERLAND

PHONE : +41 32 724 3434
FAX : +41 32 724 3436
EMAIL : INFO@SCHURCH-ASCO.COM
WEB : WWW.SCHURCH-ASCO.COM

Stones INDIA

Round stones



Ref.	N°	Grain			Dim.	PRICE
		Coarse	Medium	Fine		
07259	150 30	CF 214			100 x 6	19.90
07260	150 30		MF 214		100 x 6	19.90
07261	150 30			FF 214	100 x 6	19.90
07262	150 31		MF 224		100 x 8	21.45
07263	150 32	CF 234			100 x 10	21.45
07264	150 32		MF 234		100 x 10	21.45
07265	150 32			FF 234	100 x 10	21.45
07266	150 33	CF 244			100 x 13	21.45
07267	150 33		MF 244		100 x 13	21.45
07268	150 33			FF 244	100 x 13	21.45
07270	150 34		MF 246		150 x 13	26.60
07273	150 35		MF 256		150 x 16	28.00
07274	150 35			FF 256	150 x 16	28.00
07276	150 36		MF 266		150 x 19	28.00

Half-round stones



Ref.	N°	Grain			Dim.	PRICE
		Coarse	Medium	Fine		
07286	150 42		MF 334		100 x 10	17.45
07289	150 43		MF 344		100 x 13	17.70
07290	150 43			FF 344	100 x 13	17.70



Stones ARKANSAS

ARKANSAS stone is a natural oilstone, extracted from the Ozark Mountains, a mountain range in the United States of America going from Red River in Oklahoma to the confluence of Missouri and Mississippi. There is no other natural or artificial stone so suitable for the sharpening of particularly well sharpened and delicate cutting edges like those of the surgical tools, the engraver's, jeweller's, sculptor's tools, etc.

ARKANSAS stone's grain is finer than the grain of any other oilstone. Thanks to their hardness, the stones are not damaged by the tools. ARKANSAS stone, a first quality product, is always the most economical.

Ref.	Dimension	PRICE
07140	100 x 5	7.60
07120	100 x 6	9.20
07121	100 x 8	10.90
07122	100 x 10	16.25
07123	120 x 13	22.50
07124	120 x 16	47.30
07125	120 x 20	56.50

Ref.	Dimension	PRICE
07126	100 x 6	9.85
07127	100 x 8	13.80
07128	100 x 10	15.50
07129	120 x 13	25.80

Ref.	Dimension	PRICE
07130	100 x 6	14.50
07131	100 x 8	18.60
07132	100 x 10	22.30
07118	120 x 13	25.80

Ref.	Dimension	PRICE
07133	75 x 50 x 25	90.35
07134	150 x 50 x 20 → 25	170.00
07135	200 x 50 x 20 → 25	199.00

Ref.	Dimension	PRICE
07136	150 x 50	93.00
07137	200 x 50	88.00



Conditions of sale: Discount of 10 % per order of 10 identical pieces.

March 2023

Abrasives 165



Schurch Asco SA



Partenaire et Savoir-faire

AV. DU 1ER MARS 33, CP 3052
CH-2001 NEUCHÂTEL
SWITZERLAND


PHONE : +41 32 724 3434

FAX : +41 32 724 3436

EMAIL : INFO@SCHURCH-ASCO.COM

WEB : WWW.SCHURCH-ASCO.COM

Sharpening files



Stones **DEGUSSIT®**

DEGUSSIT® quality is delivered in the following grains:

- 901 Fine
- 902 Medium
- 903 coarse

Ref.	N°	Dimension	PRICE
07031	901-41 100-0	100 x 25 x 10	196.90
07032	902-41 100-0	100 x 25 x 10	170.80
07033	903-44 100-0	100 x 25 x 10	146.80
07034	901-41 101-0	150 x 25 x 15	271.90
07035	902-41 101-0	150 x 25 x 15	271.90
07036	903-44 101-0	150 x 25 x 15	261.60
07037	901-41 102-0	200 x 50 x 12	621.10
07038	902-41 102-0	200 x 50 x 12	639.90

Ref.	N°	Dimension	PRICE
07039	902-41 105-0	100 x 30 x 7/2	274.80

Ref.	N°	Dimension	PRICE
07040	901-41 110-0	100 x 25 x 10	193.90
07041	902-41 110-0	100 x 25 x 10	173.40
07042	903-44 110-0	100 x 25 x 10	157.80
07043	901-41 111-0	120 x 50 x 10	417.50
07044	902-41 111-0	120 x 50 x 10	414.80
07046	901-41 112-0	200 x 50 x 12	639.90
07047	902-41 112-0	200 x 50 x 12	653.10

Ref.	N°	Dimension	PRICE
07048	901-41 200-0	100 x 4	90.50
07049	902-41 200-0	100 x 4	86.30
07050	901-41 201-0	100 x 6	100.80
07051	902-41 201-0	100 x 6	96.70
07052	903-44 201-0	100 x 6	96.70
07053	901-41 202-0	100 x 8	155.70
07054	902-41 202-0	100 x 8	137.60
07055	903-44 202-0	100 x 8	124.50
07056	901-41 203-0	100 x 10	177.90
07057	902-41 203-0	100 x 10	138.20
07058	903-44 203-0	100 x 10	130.10
07059	901-41 205-0	120 x 13	249.40
07060	902-41 205-0	120 x 13	228.90
07061	903-44 205-0	120 x 13	184.10

Conditions of sale: Net prices.




Stones DEGUSSIT®

Sharpening files


Ref.	N°	Dimension	PRICE
07062	901-41 210-0	100 x 4	116.70
07063	902-41 210-0	100 x 4	102.00



Ref.	N°	Dimension	PRICE
07064	901-41 211-0	100 x 6	123.50
07065	902-41 211-0	100 x 6	105.90
07066	903-44 211-0	100 x 6	96.30
07067	901-41 212-0	100 x 8	136.70
07068	902-41 212-0	100 x 8	136.30
07069	903-44 212-0	100 x 8	118.30
07070	901-41 213-0	100 x 10	155.70
07071	902-41 213-0	100 x 10	153.50
07072	903-44 213-0	100 x 10	136.70
07073	901-41 214-0	120 x 13	198.30
07074	902-41 214-0	120 x 13	179.00
07075	903-44 214-0	120 x 13	179.00




Ref.	N°	Dimension	PRICE
07076	901-41 220-0	100 x 6 x 3	82.00
07077	902-41 220-0	100 x 6 x 3	84.00
07078	901-41 221-0	100 x 8 x 6	124.20
07079	902-41 221-0	100 x 8 x 6	105.90
07080	903-44 221-0	100 x 8 x 6	105.90



Ref.	N°	Dimension	PRICE
07081	902-41 231-0	100 x 10	132.90
07082	903-44 231-0	100 x 10	110.90



Ref.	N°	Dimension	PRICE
07083	903-44 240-0	100 x 13 x 5	143.10



Ref.	N°	Dimension	PRICE
07084	901-41 255-0	100 x 5 x 2	96.30
07085	903-44 255-0	100 x 5 x 2	96.30



Conditions of sale: Net prices.



Schurch Asco SA



Partenaire et Savoir-faire

AV. DU 1ER MARS 33, CP 3052
CH-2001 NEUCHÂTEL
SWITZERLAND

PHONE : +41 32 724 3434
FAX : +41 32 724 3436
EMAIL : INFO@SCHURCH-ASCO.COM
WEB : WWW.SCHURCH-ASCO.COM

Stones DEGUSSIT®


Sharpening files



Ref.	N°	Dimension	PRICE
07086	901-41 261-0	100 x 5	65.00



Ref.	N°	Dimension	PRICE
07087	901-41 270-0	100 x 4	108.40
07088	902-41 270-0	100 x 4	99.40
07089	901-41 271-0	100 x 6	119.40
07090	902-41 271-0	100 x 6	108.80
07091	903-44 271-0	100 x 6	108.80
07092	901-41 272-0	100 x 8	133.90
07093	902-41 272-0	100 x 8	129.70
07094	903-44 272-0	100 x 8	129.70
07095	901-41 273-0	100 x 10	149.00
07096	902-41 273-0	100 x 10	141.20
07097	903-44 273-0	100 x 10	130.50




Ref.	N°	Dimension	PRICE
07098	901-41 291-0	100 x 15 x 3 /0.5	205.40
07099	902-41 291-0	100 x 15 x 3 /0.5	205.40



Set of DEGUSSIT® Stones

Sharpening files

Ref.	N°	Contents	Quality	PRICE
07100	900-00 700-0	902-41 203-0 902-41 213-0 901-41 221-0 903-44 231-0 902-41 271-0	901 Fine	442.30



168 Abrasives


Conditions of sale: Net prices.

April 2019




Set of DEGUSSIT® Stones Sharpening files

Ref.	N°	Contents	Quality	PRICE
07112	900-41 420-0	1 Fine of every shape, 1 chuck and 2 sockets	901 Fine	249.40



Sharpening stones and files DEGUSSIT®

Ref.	N°	Dimension	PRICE
07101	901-41 400-0	50 x 1	10.40
07102	901-41 403-0	100 x 2	26.80
07103	901-41 402-0	50 x 2	13.50
07104	901-41 413-0	100 x 3	42.10
07105	901-41 401-0	50 x 1	11.20
07106	901-41 404-0	100 x 2	26.80
07107	901-41 405-0	100 x 3	26.80
07108	901-41 406-0	50 x 3 x 0,3	13.50
07109	901-41 407-0	100 x 4	42.10
07110	901-41 409-0	100 x 5 x 1,5	44.80
07111	901-41 411-0	100 x 4 x 1,5	42.10





Schurch Asco SA



Partenaire et Savoir-faire

AV. DU 1ER MARS 33, CP 3052
CH-2001 NEUCHÂTEL
SWITZERLAND

PHONE : +41 32 724 3434

FAX : +41 32 724 3436

EMAIL : INFO@SCHURCH-ASCO.COM

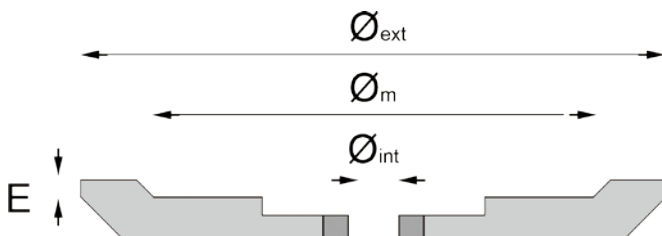
WEB : WWW.SCHURCH-ASCO.COM

Pivoting grinding-wheel **DEGUSSIT®**

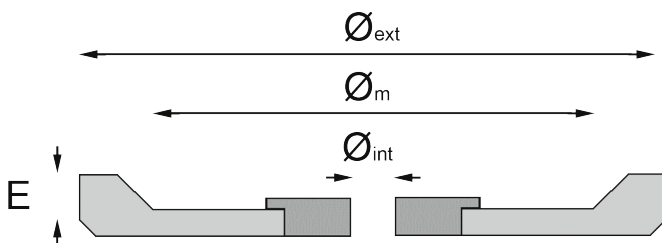


These grinding-wheels are very suitable for the pre-burnishing of the hard pivots in the horology industry and the tools 'manufacturing. Good results are also obtained in the finishing-burnishing. The roughness of the pivoting grinding-wheel is decisive for the obtained surface-finish, for the pivots and for the removed quantity of material. The roughness can be slightly changed by means of a straightening with diamond grinding-wheel with different grains. An increasing roughness of the pivoting grinding-wheel implies an increasing roughness of the pivot after the pivoting, as well as a shorter correction time.

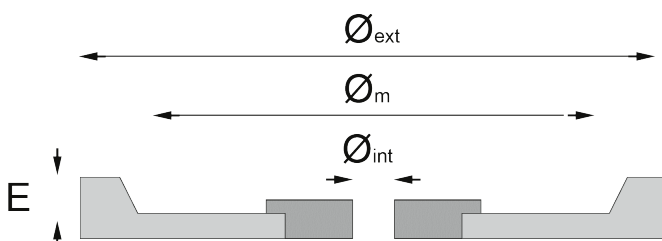
The sharpening of the grinding-wheel must be done on the runner, so that the grinding-wheel will continue to turn perfectly round.



Ref.	Article n°	ext Ø	m Ø	int Ø	E	PRICE
07155	931-41 906-1	62	42	10	3	594.20
07156	931-41 906-2	62	42	10	4	*



Ref.	Article n°	ext Ø	m Ø	int Ø	E	PRICE
07161	931-41 940-3	70	60	12	6	*



Ref.	Article n°	ext Ø	m Ø	int Ø	E	PRICE
07163	931-41 970-4	70	60	10	8	*
07164	931-41 970-5	70	60	10	10	*
07165	931-41 970-6	70	60	10	12	*
07166	931-41 980-4	80	60	10	8	*

Conditions of sale: Net prices.

170 Abrasives

* Price upon request

August 2018



Finishing grinding-wheels DEGUSSIT®

These grinding-wheels are particularly suitable for the finish of hard materials. They are available in Fine and Medium grain. Recommended periphery speeds are the following:

- 1-5 m/s for the Fine grain(911)
- 3-15 m/s for the Medium grain (912)

The watering liquid used for the cooling and the cleaning is the petroleum, the cutting oil or some types of emulsions. The straightening is done on the grinding-wheels set on runners with diamond grinding-wheels, with diamond powder straighteners or with DEBORIT sharpeners.

The grain, to be chosen from 50 to 500, depends on the more or less coarse desired surface. The monograin diamond straighteners are not suitable. The clean maintaining of the grinding-wheel is made easier by the application of a felt-pad soaked into petroleum. If not contrarily mentioned, the finish grinding-wheels are delivered with metallic sockets. The grinding-wheels can also be delivered with angle.



Ref.	N°	Ø _{external}	Grain	Thickness	Ø _{reaming with socket}	Ø _{reaming without socket}	PRICE
07144	912-44 286-0	60	Medium	6	16	22	*
07145	912-44 373-0	75	Medium	3	20	30	*
07146	911-41 374-0	75	Fine	4	20	30	*
07147	911-41 376-0	75	Fine	6	20	30	*
07148	912-44 376-0	75	Medium	6	20	30	*
07149	911-41 378-0	75	Fine	8	20	30	*
07153	911-41 490-0	100	Fine	10	32	42	*

Conditions of sale: Net prices.

* Price upon request



Polishing stick

For bottom plate, case, dial and back cover manufacturing in gold, silver, steel or brass.

Ref.	DESIGNATION	Ø	LENGTH	COLOUR	HARDNESS	PRICE
17720	Box of 100 Polishing sticks	1.5	15	Black	Medium	85.00
17721		2.0	20	Black	Medium	85.00
17722		3.0	23	Black	Medium	140.00
17723		4.0	26	Black	Medium	85.00
17724		5.0	28	Black	Medium	140.00
17730	Chuck	1.5				17.00
17731		2.0				16.35
17732		3.0				17.40
17733		4.0				21.00
17734		5.0				12.85

Conditions of sale: 10% from 10 boxes or 10 chucks, 15% from 20 boxes or 20 chucks.



Schurch Asco SA



Partenaire et Savoir-faire

AV. DU 1ER MARS 33, CP 3052
CH-2001 NEUCHÂTEL
SWITZERLAND

PHONE : +41 32 724 3434
FAX : +41 32 724 3436

EMAIL : INFO@SCHURCH-ASCO.COM
WEB : WWW.SCHURCH-ASCO.COM

Lapping Paste and Powder

SUPER DIAMOND

ULTRA RAPID

TETRABOR (borcarbide) is, after the diamond, the harder material used in the technical domain.

Because TETRABOR's output approaches that of the diamond, it implies an important saving.

Firstly, TETRABOR is used for the hard metal and the very hard hardened steel. Then the TETRABOR in grains is mixed with oil and finally neutral lanoline, stearin or paraffin is added.



Super Diamond (Silicon Carbide) 75 ml.

Paste tube 100 g		
Ref.	Grain	PRICE
00696	F100 Super Diamond (Silicon Carbide)	72.00
00700	F220 Super Diamond (Silicon Carbide)	72.00
00703	F320 Super Diamond (Silicon Carbide)	72.00
00705	F400 Super Diamond (Silicon Carbide)	96.00
00707	F600 Super Diamond (Silicon Carbide)	96.00
00708	F800 Super Diamond (Silicon Carbide)	111.00
00710	F1200 Super Diamond (Silicon Carbide)	111.00



Powder box 1 kg					
Ref.	Grain	Price	Ref.	Grain	PRICE
00712	F10	416.00	00720	F400	506.00
00713	F60	421.00	00721	F500	519.00
00714	F80	415.00	00722	F600	535.00
00715	F220	428.00	00723	F800	543.00
00716	F240	440.00	00724	F1000	463.00
00717	F280	437.00	00725	F1200	759.00
00718	F320	447.00	00726	F1500	492.00
00719	F360	461.00	00727	F3000	644.00



ASCO Diamond lapping Paste

Pastes ASCO are made with first quality diamonds in a concentration of 100 for 5 ml.

Ref.	Grain size (micron)	Application	Ref.	PRICE
01007	0 - 1	Superpolishing	White	84.50
01008	0 - 2	Extra Fine polishing	Blue	84.50
01009	2 - 6	Fine polishing	Green	84.50
01010	4 - 8	Rapid polishing	Yellow	84.50
01011	6 - 12	Pre-polishing	Red	84.50
01012	15 - 30	Rapid pre-polishing	Light brown	90.60
01013	20 - 40	Trimming	Dark brown	90.60
01014	35 - 45	Rapid trimming	Purple	90.60

Conditions of sale: Discount 5 % per order of 5 kg of assorted powder.
10 % per order of 15 kg of assorted powder.



Buff

1600 SIANOR B

Special articles for horology

These buffs are entirely covered with abrasive paper, available in the following grains:

150, 180, 240, 500, 1200, 2000.

Indicated references are available from stock. The other shapes listed in the table are delivered on demand.

Shape								
Shape	1598	1599	1602	1603	1604	1605	1606	1607
Dimension	8 x 4	20 x 6	6 x 6 x 6	8 x 8 x 8	10 x 10 x 10	Ø 5	Ø 10	9 x 4

Réf.	Grain n°	Dimension	PRICE
00737	2000 - 4/0 - 6/0 - 8/0	20 x 6	6.35
00739	1200 - 2/0 - 3/0	20 x 6	6.35
00740	500 - 0 - 1F	20 x 6	6.35
00741	240 - 1 - 1/C	20 x 6	6.35
00752	180-1G	20 x 6	6.35
00742	150 - 2	20 x 6	6.35

SHAPE 1599



Réf.	Grain n°	Dimension	PRICE
00757	2000 - 4/0 - 6/0 - 8/0	6 x 6 x 6	6.35
00747	1200 - 2/0 - 3/0	6 x 6 x 6	6.35
00649	500 - 0 - 1F	6 x 6 x 6	6.35
00749	240 - 1	6 x 6 x 6	6.35
00751	180-1G	6 x 6 x 6	6.35
00750	150 - 2	6 x 6 x 6	6.35

SHAPE 1602



Conditions of sale: Prices per piece. Discount of 10 % per order of 100 pieces.

Soft calfskin buff for the fitting or the polishing of small parts.

Ref.	Length	Width	PRICE
00733	210	12	9.25
00734	210	6	7.50

Conditions of sale: Net prices.

January 2023

Buffs WHITE SKIN





Schurch Asco SA



Partenaire et Savoir-faire

AV. DU 1ER MARS 33, CP 3052
CH-2001 NEUCHÂTEL
SWITZERLAND

PHONE : +41 32 724 3434
FAX : +41 32 724 3436
EMAIL : INFO@SCHURCH-ASCO.COM
WEB : WWW.SCHURCH-ASCO.COM

Cloth Roll

2915 SIAROL

25 MM X 50 M, ECONOMICAL




Ref.	Grain n°	Conditioning	PRICE / Pce.
00760	No 40	1 pce	58.55
00761	No 60	1 pce	53.45
00762	No 80	1 pce	51.00
00763	No 100	1 pce	51.00
00764	No 120	1 pce	51.00
00765	No 150	1 pce	51.00
00766	No 180	1 pce	51.00
00767	No 220	1 pce	51.00
00768	No 240	1 pce	51.00
00769	No 280	1 pce	51.00
00770	No 320	1 pce	51.00
00771	No 400	1 pce	51.00

Cloth Sheet

2915 SIAROL

230 X 280 MM



Ref.	Grain n°	Conditioning	PRICE / Pce.
00773	No 40	25 pces	3.10
00774	No 60	25 pces	2.55
00775	No 80	25 pces	2.30
00776	No 100	25 pces	2.30
00777	No 120	25 pces	2.30
00778	No 150	25 pces	2.30
00779	No 180	25 pces	2.30
00780	No 220	25 pces	2.30
00781	No 240	25 pces	2.30
00782	No 280	25 pces	2.30
00783	No 320	25 pces	2.30
00784	No 400	25 pces	2.30

Conditions of sale: Net prices.


Paper Sheet

1713 SIAWAT

230 X 280 MM

1600 SIANOR B

230 X 280 MM



Ref.	Grain n°	Conditioning 1713 SIAWAT	PRICE / Pce.
00788	No 240	50 pces	1.20
00789	No 500	50 pces	1.20
00790	No 1200	50 pces	1.20
00791	No 2000	50 pces	2.10

Ref.	Grain n°	Conditioning 1600 SIANOR B	PRICE / Pce.
00792	No 150	100 pces	0.85
00793	No 100 / No 3	100 pces	0.85

Conditions of sale: Net prices for 100 pieces.




Polyester self-adhesive Sheet soaked into oriented aluminium oxide, for the finish and superfinish of all metals.

Ref.	Grain	Colour	Pack	PRICE / Pce.
15191	60 µ / 240	silver	50 pces	6.30

Conditions of sale: Net prices.


Self-adhesive Sheet SIMTEC 5910 ILF, 230 x 280



Self-adhesive Sheet SIMTEC 5930 MICROTEC, 230 x 280

Polyester self-adhesive Sheet soaked into oriented aluminium oxide, for the finish and superfinish of all metals.

Ref.	Grain	Colour	Pack	PRICE / Pce.
15250	1 µ / 6000	light pink	50 pces	7.25
15251	3 µ / 3000	light yellow	50 pces	7.25
15252	9 µ / 2000	light blue	50 pces	7.25
15253	12 µ / 1500	pink	50 pces	7.25
15255	20 µ / 800	creamy white	50 pces	7.25
15256	30 µ / 500	purple	50 pces	7.25
15257	40 µ / 360	white	50 pces	7.25



Conditions of sale: Net prices.

Polyester self-adhesive Sheet soaked into oriented aluminium oxide, for the preparation to polishing, for the Fine pumicing and the finish of all metals.

Self-adhesive Sheet SIMTEC AND MICROTEC

5902 230 X 280 SIMTEC

5962 230 X 280 MICROTEC

Ref.	Grain	Reference	Pack	PRICE / PCE.
15202	100 µ / 150	5902	50 pces	9.55
15203	80 µ / 180	5902	50 pces	9.55
15205	60 µ / 240	5962	25 pces	9.55
15206	50 µ / 280	5962	25 pces	9.55
15207	30 µ / 500	5962	25 pces	9.55
15204	40 µ / 360	5962	25 pces	9.55
15208	20 µ / 800	5902	50 pces	9.55
15209	15 µ / 1200	5962	25 pces	9.55
15210	9 µ / 2000	5962	50 pces	9.55



Conditions of sale: Net prices.

December 2023

Abrasives 175



Schurch Asco SA



Partenaire et Savoir-faire

AV. DU 1ER MARS 33, CP 3052
CH-2001 NEUCHÂTEL
SWITZERLAND

PHONE : +41 32 724 3434

FAX : +41 32 724 3436

EMAIL : INFO@SCHURCH-ASCO.COM

WEB : WWW.SCHURCH-ASCO.COM

7. POLISHING PRODUCTS



Diamantine

Polishing powder

DIAMANTINE

Our first quality diamantines are ideal for the refining of the surface-finish.

Our range goes from standard brightening powder to the very fine powder for the super finish.

Ref.	Designation	Grain size	Packaging [kg]	Price
00499	Medium BAIXE XE6	4 - 19 mü	1KG	102.00
00495	Standard	45 mü		19.00
16330	Extra GE6	4 - 19 mü		148.00
00496	Fine PA	2.5 - 10 mü		40.00

Conditions of sale: Discount 10 % from 5 kg
15 % from 40 kg
20 % from 100 kg



Liquid diamantine GE6S

High brightening power 1 µ
Recommended for steel, stainless steel, brass, copper.

Ref.	Designation	Packaging [l]	Price
16334	Diamantine	1 l	120.00

Conditions of sale: Discount 10 % from 5 l
15 % from 40 l

Polishing liquids



Ref.	Designation	Packaging [kg]	Price
00568	FC 120 PH 7.6	25 kg	13.55

The liquid compounds are the optimal working basis for all polishing techniques. Thanks to their cleaning capacity, they keep the parts and the abrasives clean. Application: 0.5 % vol. for steel, stainless steel, iron, aluminium, brass, copper. Recommended for trimming, brightening and polishing.

Ref.	Designation	Packaging [kg]	Price
00690	ZF 120 PH 9.5	25 kg	16.15

Conditions of sale: Discount 10 % from 90 kg
176 Polishing

October 2023



Carriers without abrasifs

Ref.	N°	Packing [kg]	Price
00555	6	20	5.30

Ref.	N°	Packing [kg]	Price
00556	12	20	6.30

Ref.	N°	Packing [kg]	Price
00557	16	20	3.70

Ref.	N°	Packing [kg]	Price
00558	20	25	6.60

Ref.	N°	Packing [kg]	Price
00559	30	20	6.80

Ref.	N°	Packing [kg]	Price
00541	40	20	5.60

Ref.	N°	Packing [kg]	Price
00561	80/100	20	4.20
00564	100	20	6.00

SOFTENED GRANULUM SAWDUST

CRUSHED CORN RAIDS



For the dry polishing of pieces of any type.
Grain size: 1 to 2 mm

FRUIT PIPS GRANULATED

Ref.	N°	Packing [kg]	Price
00570	12 / 3	25	5.20



Conditions of sale: Prices are per kilo and for the minimum packing indicated in the table.

December 2023

Polishing 177



Schurch Asco SA



Partenaire et Savoir-faire

AV. DU 1ER MARS 33, CP 3052
CH-2001 NEUCHÂTEL
SWITZERLAND

PHONE : +41 32 724 3434
FAX : +41 32 724 3436
EMAIL : INFO@SCHURCH-ASCO.COM
WEB : WWW.SCHURCH-ASCO.COM

SOFTENED POPLAR SAWDUST



Ref.	N°	Packing [kg]	Price
00566	S16	10	4.20

Abrasive pastes

Abrasive PAI CRISTAL ITALIA solution for dry polishing used with different carriers like nuts granulated, granulum-sawdusts that permit to true, polish and brighten.

Use: add to the carrier a volume of paste that is 0,2 to 0,3 % of the carrier's volume, hand-mix it before activating the vibrator or the barrel (20 to 30 min) in order to mix well the abrasive. It is important to choose the proper grain size. These abrasives can also be used in humid environment, preferably with a liquid component like FC 120 or ZF 120. Excellent results on 20 HRC to 50 HRC steel.



Ref.	Designation	Packing [kg]	Price
15220	Roughing out paste M S	1 kg	37.60



Ref.	Designation	Packing [kg]	Price
15221	Dry polishing paste Flat Plus	1 kg	29.00



Ref.	Designation	Packing [kg]	Price
15222	Shining liquid TOP BRILL	1 kg	27.00

Conditions of sale: Discount 10 % from 10 kg
20 % from 50 kg



Carriers with abrasives

Made of nuts soaked in PAI CRISTAL ITALIA abrasives, ready to use.

Use: After a long use of the granules, add 0,2 to 0,3 % of the composant's weight in order to re-establish a cutting capacity to the mixture. It is important to chose the appropriate cutting capacity (see page before) and the adequate grain size depending on the pieces that are being polished.

Minimal packing: 10 kg.

The original packaging is 25 kg.

Different grain sizes on demand.

FRUIT PIPS GRANULATED

Ref.	Carrier	Size	Paste	Price
15223	099	2,00 - 3,00 mm	MS	27.00
			Draft	



Ref.	Carrier	Size	Paste	Price
15224	099	2,00 - 3,00 mm	NR	27.00
			Polishing	



Ref.	Carrier	Size	Paste	Price
15225	099	2,00 - 3,00 mm	Topbrille	27.00
			Softening	



Ref.	Carrier	Size	Paste	Price
15226	003	0,40 - 0,80 mm	MS	27.00
			Draft	



Ref.	Carrier	Size	Paste	Price
15227	003	0,40 - 0,80 mm	NR	27.00
			Polishing	



Ref.	Carrier	Size	Paste	Price
15228	003	0,40 - 0,80 mm	Topbrille	27.00
			Softening	



Conditions of sale: Discount 10 % from 10 kg
20 % from 50 kg

Prices are per kilo and for the mininum packing indicated in the table.

November 2019

Polishing 179



Schurch Asco SA



Partenaire et Savoir-faire

AV. DU 1ER MARS 33, CP 3052
CH-2001 NEUCHÂTEL
SWITZERLAND

PHONE : +41 32 724 3434
FAX : +41 32 724 3436
EMAIL : INFO@SCHURCH-ASCO.COM
WEB : WWW.SCHURCH-ASCO.COM

CERAMIC ball

Ceramic balls are used as carriers for the polishing of different horology pieces, preferably soaked pieces like pinions, screws, pull-out pieces, wheels, etc.

Liquid compounds are the optimal work bases of the modern techniques of Tribofinishing. Thanks to their high cleaning capacity, they keep the pieces and the abrasives clean and prepare them to any treatment of Tribofinishing.

Application: the balls size has to be chosen according to the dimension of the pieces that have to be polished.

Abrasive: diamantine ASCO from standard to very fine to be mixed with the balls and the lubricants.

COMPOSITION CHEMICAL	FEATURES	STANDARDS	PACKING
Typical values ZrO2 60 - 70% SiO2 27-33% Al2O3 < 10%	Density (volume) 3.8 Apparent density approx. 2.1 – 2.4 Hardness 7 - 7.5 Mohs (indicative 700 HV1 and 50-65 HRC) Melting point 2100°C Spherical shape	AMS 2431/7 or NF L 06-824 According to references, Consult us	Bags or cans of 25KG according to reference, on pallet. Other packing on study and costing
SIZE Expressed in µ microns. Major particle size ranges by reference			
0 - 63 , 10 - 30 , 30 - 63 , 45 - 90 , 0 - 125 , 63/70 - 125 , 125 - 180 125 - 250 , 180 - 250 , 250 - 425 , 425 - 600 , 600 - 850 , 850 - 1180			



Ref.	Packing [kg]	Ø	Price
02500	-5	≤ 0.063	38.90
02501	5	≤ 0.063	36.90
02502	25	≤ 0.063	31.10
02503	50	≤ 0.063	29.20
02504	100	≤ 0.063	27.30
02505	-5	0.10 → 0.30	38.90
02506	5	0.10 → 0.30	36.90
02507	25	0.10 → 0.30	31.10
02508	50	0.10 → 0.30	29.20
02509	100	0.10 → 0.30	27.30
02510	-5	0.25 → 0.425	38.90
02511	5	0.25 → 0.425	36.90
02512	25	0.25 → 0.425	31.10
02513	50	0.25 → 0.425	29.20
02514	100	0.25 → 0.425	27.30
02515	-5	0.425 → 0.60	38.90
02516	5	0.425 → 0.60	36.90
02517	25	0.425 → 0.60	31.10
02518	50	0.425 → 0.60	29.20
02519	100	0.425 → 0.60	27.30

Conditions of sale: Prices are per kilo and for the minimum packing indicated in the table.



COPPER ball & BRONZE ball

Copper balls and Bronze balls are used as carriers for the polishing of different horology pieces, preferably soaked pieces like pinions, screws, pull-out pieces, wheels, etc.

Liquid compounds are the optimal work bases of the modern techniques of Tribofinishing. Thanks to their high cleaning capacity, they keep the pieces and the abrasives clean and prepare them to any treatment of Tribofinishing.

Application: the balls size has to be chosen according to the dimension of the pieces that have to be polished.

Abrasive: diamantine ASCO from standard to very fine to be mixed with the balls and the lubricants.

COPPER ball

Ref.	Grain	Ø	Price
00575	< 5	≤ 0.063	76.10
00576	5	≤ 0.063	72.30
00577	25	≤ 0.063	60.90
00578	50	≤ 0.063	57.10
00579	100	≤ 0.063	45.70
00580	< 5	0.08 → 0.16	81.10
00581	5	0.08 → 0.16	77.05
00582	25	0.08 → 0.16	64.90
00583	50	0.08 → 0.16	60.85
00584	100	0.08 → 0.16	48.70
00585	< 5	0.315 → 0.63	83.40
00586	5	0.315 → 0.63	79.25
00587	25	0.315 → 0.63	66.75
00588	50	0.315 → 0.63	62.55
00589	100	0.315 → 0.63	50.05



BRONZE ball

Ref.	Packing [kg]	Ø	Price
00590	< 25	≤ 0.16	46.75
00591	25	≤ 0.16	37.40
00592	50	≤ 0.16	35.10
00593	100	≤ 0.16	28.05
00594	500	≤ 0.16	27.05
16901	< 5	0.071 → 0.16	82.65
16902	5	0.071 → 0.16	78.55
16903	25	0.071 → 0.16	66.15
16904	50	0.071 → 0.16	62.00
16905	100	0.071 → 0.16	49.60
00595	< 25	0.10 → 0.315	49.00
00596	25	0.10 → 0.315	46.55
00597	50	0.10 → 0.315	44.10
00598	100	0.10 → 0.315	39.20
00599	500	0.10 → 0.315	34.30
00515	-5	0.315 → 0.630	68.30
00516	5	0.315 → 0.630	64.90
00517	25	0.315 → 0.630	54.65
00518	50	0.315 → 0.630	51.25
00519	100	0.315 → 0.630	41.00



Conditions of sale: Prices are per kilo and for the minimum packing indicated in the table.



Schurch Asco SA



Partenaire et Savoir-faire

AV. DU 1ER MARS 33, CP 3052
CH-2001 NEUCHÂTEL
SWITZERLAND

PHONE : +41 32 724 3434
FAX : +41 32 724 3436
EMAIL : INFO@SCHURCH-ASCO.COM
WEB : WWW.SCHURCH-ASCO.COM


Abrasive Powder

BIKORIT

Crystallized alumina powder used as abrasive for the truing, the lapping, the sand-blasting or the trimming of horology pieces.



Ref.	Grain	Packing [kg]	Price
00511	F 100	1 kg	14.75
00513	F 150		14.75



Ref.	Grain	Packing [kg]	Price
00514	F 280	1 kg	17.00

Abrasive Powder

CARBORUNDUM

Abrasive silicon carbide powder
For the trimming, the pre-polishing and the planishing for every type of grinding-wheel.



Ref.	Grain	Packing [kg]	Price
00631	80	1 kg	31.35




Ref.	Grain	Packing [kg]	Price
00632	120	1 kg	31.35
00639	150	1 kg	31.35

Abrasive Powder

BROWN CORINDON

Crystallized alumina powder used as abrasive for the truing, the lapping, the sand-blasting or the trimming of horology pieces.



Ref.	Grain	Packing [kg]	Price
00544	70	1 kg	7.00

Conditions of sale: Net prices

182 Polishing

September 2022



PIERRE ASCOSIT

WHITE CERAMIC

TRIANGULAR, ULTRA-THIN FOR TOUCH-UPS

Ref.	Height	Dimension	Price
00960	15 mm	70 * 50 mm	300.00

Conditions of sale: Net prices




TRIPOD BRASS POLISHING VICE

WITH BRASS PART HOLDER


WITH TWO HEIGHT-ADJUSTABLE SCREWS

Ref.	Price
00947	260.00



BRASS WORKPIECE HOLDER FOR VICE

Ref.	Diameter	Price
00948	25 mm	15.00



PEWTER PLAQUE

WITH WOODEN BOX

Ref.	Height	Dimension	Price
00946	15 mm	70 * 50 mm	300.00



Ref.	Height	Dimension	Price
00945	10 mm	145 * 74 mm	305.00



Conditions of sale: Net prices

September 2023

Polishing 183



Schurch Asco SA



Partenaire et Savoir-faire

AV. DU 1ER MARS 33, CP 3052
CH-2001 NEUCHÂTEL
SWITZERLAND

PHONE : +41 32 724 3434

FAX : +41 32 724 3436

EMAIL : INFO@SCHURCH-ASCO.COM

WEB : WWW.SCHURCH-ASCO.COM



Ceramic abrasives

SKEW CYLINDER ZS

Recommended for trimming and polishing
Packing: 25 kg sack

Abrasive is obtained from a basis of a pressed mixture of controlled raw materials. It is extruded and cut in the required shape and then fired in a continual furnace. A perfect follow-up of the firing temperature curves guarantees a constant quality of every type of abrasive.

The repetition of the results requested in Tribofinishing depends upon this constant quality. The ceramic abrasives

RP 2.91 g/cm ³									
Ref.	07982	07983	07984	07985	07986	07987	07988	07989	07990
Ø	2	3	3	4	4	5	6	6	7
Length	5	5	10	5	10	10	10	13	15
Price	42.85	36.15	19.05	22.30	18.10	18.10	19.00	17.40	15.00

RM 2.49 g/cm ³							
Ref.	07994	07995	07996	07997	07998	07999	08000
Ø	3	4	6	7	10	12	15
Length	10	10	13	15	20	25	30
Price	14.35	9.85	8.95	9.25	8.75	8.60	8.45

Ceramic abrasives

PRISME D

Recommended for trimming and polishing
Packing: 25 kg sack



RP 2.91 g/cm ³				
Ref.	08001	08002	08003	08004
Ø	3	4	6	10
Length	3	4	6	10
Price	43.20	43.20	43.20	43.20

Conditions of sale: Discount: 5 % for 50 kg.
10 % for 100 kg. Increase:
10 % for less than 25 kg.



Buffing paste

ASCO TI BLUE

This paste is made with a fine composition for very meticulous buffing and lapping.

Ref.	Grain size	Packaging	Price
00530	blue, very fine	1 kg	119.00



Conditions of sale: discount 10% from 5 kg
20% from 20 kg

Buffing paste

HIGHGLOSS

Diamantine paste is a fine composition for very meticulous buffing and lapping.

Ref.	Grain size	Packaging	Price
16350	white, extra-fine	1 kg	72.00



Conditions of sale: discount 10% from 5 kg
20% from 20 kg

RED STUFF BS

Finishing paste for the buffing of the precious metals.

Ref.	Grain size	Packaging	Price
00551	composition BS	1 kg	36.00



Conditions of sale: discount 10% from 50 kg
15% from 100 kg
Net prices per kilo for indicated packaging at least.
February 2024



Schurch Asco SA



Partenaire et Savoir-faire

AV. DU 1ER MARS 33, CP 3052
CH-2001 NEUCHÂTEL
SWITZERLAND

PHONE : +41 32 724 3434
FAX : +41 32 724 3436
EMAIL : INFO@SCHURCH-ASCO.COM
WEB : WWW.SCHURCH-ASCO.COM



Conditions of sale: discount
10% from 30 kg
15% from 60 kg
18% from 90 kg
20% from 150 kg

Polishing paste

LEAROCK

GREY 404 BELGE

Particularly biting paste for the felted parts and to polish the big flaws. Brushing paste.

Réf.	Designation	Packaging	Price
00537	LEAROCK 404	from 1kg	18.10



Conditions of sale: discount
10% from 30 kg
15% from 60 kg
18% from 90 kg
20% from 150 kg

LEAROCK

WHITE 309-1984

Particularly biting finishing and buffing paste. Ideal for brass, gold, platinum and non-ferrous metals.

Réf.	Designation	Packaging	Price
00546	LEAROCK 309-1984	from 1kg	13.30



Conditions of sale: discount
10% from 30 kg
15% from 60 kg
18% from 90 kg
20% from 150 kg

LEAROCK

6B90

Finishing and fine buffing paste. Ideal for brass, gold, platinum and non-ferrous metals.

Réf.	Designation	Packaging	Price
16361	LEAROCK 6B90	from 1kg	18.00



Conditions of sale: discount
10% from 30 kg
15% from 60 kg
18% from 90 kg
20% from 150 kg

MENZERNA

Cire 6 finishing and buffing paste of synthetic material. Ideal for lacquer and plastic (dial, glass).

Polishing Cire 16 paste of synthetic material. Ideal for lacquer and plastic (dial, glass).

Réf.	Designation	Packaging	Price
16371	Cire 6 Menzerna	from 1kg	21.55
16366	Cire 16 Menzerna		21.35



Polishing Felt

These polishing disks have a unique reference. Ideal use with the polishing pastes ref. 00546, 16361.

The following 4 specifications must be given in addition to the order:

1. Internal diameter
2. External diameter
3. Thickness
4. Hardness

Remark: delivering period varies from 6 to 8 weeks.



Ref.	Quality	Colour	Price / Kg		Table of the available hardnesses					
			∅ < 180	∅ ≥ 180	Hardness	Density	Hardness	Density	Hardness	Density
16515	A	white		77.25	very soft	0.28	semi-hard	0.52	prepared rigidity	0.7
16516	AB	white		96.80	soft	0.36	hard	0.62	extra hard	0.7 → 0.8
16517	C	brown		83.50	semi-soft	0.44	very hard	0.68		

Conditions of sale: Net prices per kilo are for the thicknesses from 11 to 60 mm.

Increase for preparation from density 0.69:

10 % for 100 kg.

Increase for thicknesses 3 to 5 mm: 25 %

6 to 10 mm: 15 %

61 to 100 mm: 10 %

Polishing Cloth

These first quality cloths, Swiss-made, are available in different structures, for polishing and buffing.

Fastened disks versions and other dimensions are available on demand.

Ref.	Quality	Type	Price / Kg
16520	Standard	210 / 24	51.50
16521	TPB	200 / 24	90.40
16522	Finitex	210 / 11	76.05



Conditions of sale: Net prices per kilo for the diameters from 210 to 260 and for the remainings from 6 to 25 mm.



Schurch Asco SA



Partenaire et Savoir-faire

AV. DU 1ER MARS 33, CP 3052
CH-2001 NEUCHÂTEL
SWITZERLAND

PHONE : +41 32 724 3434

FAX : +41 32 724 3436

EMAIL : INFO@SCHURCH-ASCO.COM

WEB : WWW.SCHURCH-ASCO.COM



Shellac Glue

This material is used for sticking small horology parts (screws, index, etc.)

Available in chips or sticks, it is heated up and liquefied for the application.

For the cleaning, its dissolving is possible in the heated up solution Coulyclean 100 ref. 16561.

Stocking temperature: max. 20°C

Ref.	Designation	Packing	Price
16340	Lemon blonde glitter	1 kg	68.00
16341	Sticks PP-LT GC	1 PCE ± 100 G	37.65
16342	Powder Lemon250	1 kg	141.00

Conditions of sale: Net price.




Spray Glue 3M

These glues are ideal for fixing the abrasive disks on their lapping support and for many other uses.

3M 77 Glue can be used for sticking of light materials like plastic films, polystyrene, foam, glass fibre, felt, cork, cardboard and cloths.

3M 75 Glue, transparent and sensible to pressure, can be used for the temporary assembling of light materials.

Réf.	Désignation	Packing	Price
16535	3M 77	500 ML	33.65
16536	3M 75	500 ML	33.65



Carding Comb

Carding comb 120 x 80 mm, in stainless steel, with two handles, for the cleaning and the buffing of the cloths.

The comb is interchangeable. Its use is simple and is not dangerous thanks to its blocking system.

Ref.	Designation	Price
16530	Base with brush	113.00
16531	stainless steel Comb without Base	44.00

Conditions of sale: Net prices

188 Polishing

February 2024



8. HORLOGY TOOLS

Tweezers DUMONT

High precision.
Swiss quality.
Prices and prospectuses on demand.

Ref.	TYPE	MATERIAL	PRICE
00438	0	steel	28.00



Ref.	TYPE	MATERIAL	PRICE
00438	1	stainless steel	26.60



Ref.	TYPE	MATERIAL	PRICE
00431	2	steel	27.90
00439		stainless steel	26.60



Ref.	TYPE	MATERIAL	PRICE
00432	3	steel	29.00
00440		stainless steel	28.00



Ref.	TYPE	MATERIAL	PRICE
00433	3c	steel	28.00



Ref.	TYPE	MATERIAL	PRICE
00434	4	steel	29.50
00441		stainless steel	27.40



Ref.	TYPE	MATERIAL	PRICE
00435	5	steel	30.80
00452		stainless steel	29.80



Ref.	TYPE	MATERIAL	PRICE
00436	S	steel	25.10



Ref.	TYPE	MATERIAL	PRICE
00437	P	steel	31.00



Ref.	TYPE	MATERIAL	PRICE
00442	6	stainless steel	38.10



Ref.	TYPE	MATERIAL	PRICE
00443	7	stainless steel	30.60



Conditions of sale: For DUMONT tweezers, the prices/piece are with 10 % discount per order of min. 12 identical pieces.



Schurch Asco SA



Partenaire et Savoir-faire

AV. DU 1ER MARS 33, CP 3052
CH-2001 NEUCHÂTEL
SWITZERLAND

PHONE : +41 32 724 3434

FAX : +41 32 724 3436

EMAIL : INFO@SCHURCH-ASCO.COM

WEB : WWW.SCHURCH-ASCO.COM



Ref.	TYPE	SHAPE	DIM.	MATERIAL	PRICE
15246	159 Boxwood	fine tip	130	Wood	41.10
15247	159 Boxwood	replacement kit			24.40



Ref.	TYPE	SHAPE	MATERIAL	PRICE
00446	11	strong tip	Nickel	25.80

Ref.	TYPE	SHAPE	MATERIAL	PRICE
00445	12	fine tip	Nickel	25.40

Conditions of sale: For DUMONT tweezers, the prices/piece are with 10 % discount per order of min. 12 identical pieces.

High precision.
Swiss quality.
Prices and prospectuses on demand.

Tweezers ASCO



Ref.	TYPE	SHAPE	DIM.	MATERIAL	PRICE
00320	0	Geneva, fine, for spirals	120	steel	28.10
00348				stainl. st.	
00399				antimax	



Ref.	TYPE	SHAPE	DIM.	MATERIAL	PRICE
00321	00	Geneva, thick, flat end	120	steel	29.40
00349				stainl. st.	



Ref.	TYPE	SHAPE	DIM.	MATERIAL	PRICE
00322	1	strong, workmanlike	120	steel	26.40
00350				stainl. st.	
00401				antimax	



Ref.	TYPE	SHAPE	DIM.	MATERIAL	PRICE
00323	2	strong, sharp, fine	115	steel	28.00
00351				stainl. st.	
00402				antimax	



Ref.	TYPE	SHAPE	DIM.	MATERIAL	PRICE
00324	3	fine, workmanlike, for spirals	120	steel	28.00
00352				stainl. st.	
00403				antimax	



Ref.	TYPE	SHAPE	DIM.	MATERIAL	PRICE
00325	3c	fine, work- manlike, short for spirals	110	steel	28.00
00353				stainl. st.	
00404				antimax	

Conditions of sale: The prices of the tweezers ASCO are per unit. 15% discount for from 12 identical pieces on.



Tweezers ASCO

High precision.

Swiss quality.

Prices and prospectuses on demand.

Ref.	TYPE	SHAPE	DIM.	MATERIAL	PRICE
00326	4	sharp, very fine for spirals	110	steel	30.50
00354				stainl. st.	
00405				antimax	



Ref.	TYPE	SHAPE	DIM.	MATERIAL	PRICE
00327	4a	sharp, very fine, stronger for spirals	110	steel	30.50
00355				stainl. st.	
00406				antimax	



Ref.	TYPE	SHAPE	DIM.	MATERIAL	PRICE
00328	5	sharp, extra fine for spirals	110	steel	33.85
00356				stainl. st.	
00407				antimax	



Ref.	TYPE	SHAPE	DIM.	MATERIAL	PRICE
00329	6	hook, fine points	115	steel	37.05
00357				stainl. st.	
00408				antimax	



Réf.	TYPE	SHAPE	DIM.	MATÉRIAU	PRIX
00330	7	sickle, fine points	110	steel	37.05
00358				stainl. st.	
00409				antimax	



Ref.	TYPE	SHAPE	DIM.	MATERIAL	PRICE
00331	7a	sickle, strong points	110	steel	37.05
00359				stainl. st.	
00410				antimax	



Ref.	TYPE	SHAPE	DIM.	MATERIAL	PRICE
00332	8	for the straightening of the pivots	115	steel	45.85
00360				stainl. st.	



Ref.	TYPE	SHAPE	DIM.	MATERIAL	PRICE
00333	014	for taking off and holding the seconds- hand	115	steel	113.15
00361				stainl. st.	



Ref.	TYPE	SHAPE	DIM.	MATERIAL	PRICE
00362	014a	for taking off and holding the seconds- hand, with guide	115	stainl. st.	128.65



Conditions of sale: The prices of the tweezers ASCO are per unit. 15% discount for from 12 identical pieces on.



Schurch Asco SA



Partenaire et Savoir-faire

AV. DU 1ER MARS 33, CP 3052
CH-2001 NEUCHÂTEL
SWITZERLAND

PHONE : +41 32 724 3434

FAX : +41 32 724 3436

EMAIL : INFO@SCHURCH-ASCO.COM

WEB : WWW.SCHURCH-ASCO.COM

High precision.
Swiss quality.
Prices and prospectuses on demand.

Tweezers ASCO



Ref.	TYPE	SHAPE	DIM.	MATERIAL	PRICE
00335	15a	for cutting the spirals	135	steel	90.75
00363				stainl. st.	92.45



Ref.	TYPE	SHAPE	DIM.	MATERIAL	PRICE
00336	26	very strong, sharp for fine stones	135	acier	26.40
00364				stainl. st.	
00412				antimax	31.10



Ref.	TYPE	SHAPE	DIM.	MATERIAL	PRICE
00337	27	strong, fine sharp for fine stones	135	steel	26.80
00365				stainl. st.	
00413				antimax	37.60



Ref.	TYPE	SHAPE	DIM.	MATERIAL	PRICE
00338	D	strong, flat	110	steel	41.25
00366				stainl. st.	



Ref.	TYPE	SHAPE	DIM.	MATERIAL	PRICE
00398	50	flat for the handling of the semi-conductors	120	antimax	31.80



Ref.	TYPE	SHAPE	DIM.	MATERIAL	PRICE
00339	F	for the flattening of the hands, flat top	120	steel	39.30
00367				stainl. st.	



Ref.	TYPE	SHAPE	DIM.	MATERIAL	PRICE
00368	H	swallow-shaped beak, fine	90	stainless steel	25.60



Ref.	TYPE	SHAPE	DIM.	MATERIAL	PRICE
00340	P	simple, strong point	120	acier	26.40
00369				stainl. st.	
00415				antimax	32.85



Ref.	TYPE	SHAPE	DIM.	MATERIAL	PRICE
00341	S	simple, fine point	120	steel	26.40
00370				stainl. st.	
00416				antimax	32.85

Conditions of sale: The prices of the tweezers ASCO are per unit. 15% discount for from 12 identical pieces on.



Tweezers ASCO

High precision.

Swiss quality.

Prices and prospectuses on demand.

Ref.	TYPE	SHAPE	DIM.	MATERIAL	PRICE
00342	SA	standard, strong point	120	steel	26.40
00371				stainl. st.	
00417				antimax	31.05



Ref.	TYPE	SHAPE	DIM.	MATERIAL	PRICE
00343	SB	standard, fine point	120	steel	26.40
00372				stainl. st.	
00418				antimax	32.85



Ref.	TYPE	SHAPE	DIM.	MATERIAL	PRICE
00344	SS	sharp, fine, very long, narrow	0140	steel	28.15
00373				stainl. st.	
00419				antimax	32.85



Ref.	TYPE	SHAPE	DIM.	MATERIAL	PRICE
00379	S5	Boley-way	130	steel	24.40
00380				brass	24.60
00381				nickel	34.60
00319	S5F	fine point		brass	24.60



Ref.	TYPE	SHAPE	DIM.	MATERIAL	PRICE
00382	P5	Boley-way	130	bronze	27.55
00334	P5F	Boley-way	130	bronze	27.95



Ref.	TYPE	SHAPE	DIM.	MATERIAL	PRICE
00383	P	Boley-way	130	brass	24.60



Ref.	TYPE	SHAPE	DIM.	MATERIAL	PRICE
00384	AA	Boley-way	125	stainl. st.	16.55



Ref.	TYPE	SHAPE	DIM.	MATERIAL	PRICE
00385	C.V.D.	for jewellers	160		47.35



Ref.	TYPE	SHAPE	DIM.	MATERIAL	PRICE
00386	XL	for jewellers	160	Polimat	24.60



Réf.	TYPE	SHAPE	DIM.	MATÉRIAU	PRIX
00386	XL	for jewellers	160	Polimat	36.60



Conditions of sale: The prices of the tweezers ASCO are per unit. 15% discount for from 12 identical pieces on.



Schurch Asco SA



Partenaire et Savoir-faire

AV. DU 1ER MARS 33, CP 3052
CH-2001 NEUCHÂTEL
SWITZERLAND

PHONE : +41 32 724 3434

FAX : +41 32 724 3436

EMAIL : INFO@SCHURCH-ASCO.COM

WEB : WWW.SCHURCH-ASCO.COM

High precision.
Swiss quality.
Prices and prospectuses on demand.

Tweezers ASCO



Ref.	TYPE	SHAPE	DIM.	MATERIAL	PRICE
00388	615	for jewellers	150	stainl. st.	36.45



Ref.	TYPE	SHAPE	DIM.	MATERIAL	PRICE
00390	609	Lerloy	125	plastic	6.40



Ref.	TYPE	SHAPE	DIM.	MATERIAL	PRICE
00389	601		125	plastic	1.40



Ref.	TYPE	SHAPE	DIM.	MATERIAL	PRICE
00391	11	strong point	120	nickel	32.65



Ref.	TYPE	SHAPE	DIM.	MATERIAL	PRICE
00392	12	fine point	120	nickel	34.75



Ref.	TYPE	SHAPE	DIM.	MATERIAL	PRICE
00393	1	Epoxy electronic strong	120	Stainless Steel, Anti Acid	22.60



Ref.	TYPE	SHAPE	DIM.	MATERIAL	PRICE
00394	3	Epoxy electronic fine	120	Stainless Steel, Anti Acid	22.60
00400	3		120	brass	22.80




Ref.	TYPE	SHAPE	DIM.	MAT.	PRICE
00395	4	Epoxy, electronic sharp, very fine	110	Stainless Steel, Anti Acid	23.50



Ref.	TYPE	SHAPE	DIM.	MAT.	PRICE
00396	SS	Epoxy, electronic, fine	0140	Stainless Steel, Anti Acid	17.95



Ref.	TYPE	SHAPE	DIM.	MAT.	PRICE
00397	AA	Epoxy, electronic, strong	125	hardened stainless	17.05
00411	1	Epoxy electronic strong	120	hardened stainless	16.40



Conditions of sale: The prices of the tweezers ASCO are per unit. 15% discount for from 12 identical pieces on.



Tweezers MSA

Light tweezers with tips in black carbofibre for the markless handling of pieces. Rapid changing of the tips with the help of a pair of patented clips.

Ref.	TYPE	SHAPE	DIM.	MAT.	PRICE
15230	12.711	large tips, square, hard	123	carbofibre	18.55
15237	12.711-A	pair of spare tips		carbofibre	3.95
15244	12.728	pair of rapid clips			2.55



Ref.	TYPE	SHAPE	DIM.	MAT.	PRICE
15231	12.712	large tips, rounded, hard	130	carbofibre	19.25
15238	12.712-A	pair of spare tips		carbofibre	3.95
15244	12.728	pair of rapid clips			2.55



Ref.	TYPE	SHAPE	DIM.	MAT.	PRICE
15232	12.713	fine tips, hard	130	carbofibre	19.15
15239	12.713-A	pair of spare tips		carbofibre	3.95
15244	12.728	pair of rapid clips			2.55



Ref.	TYPE	SHAPE	DIM.	MAT.	PRICE
15233	12.714	very fine tips, hard	130	carbofibre	19.15
15240	12.714-A	pair of spare tips		carbofibre	3.95
15244	12.728	pair of rapid clips			2.55



Ref.	TYPE	SHAPE	DIM.	MAT.	PRICE
15234	12.715	curved tips, hard	120	carbofibre	18.55
15241	12.715-A	pair of spare tips		carbofibre	3.95
15244	12.728	pair of rapid clips			2.55



Conditions of sale: Prices of the tweezers MSA are meant per piece.

Tweezers Regine

Regine tweezer made of 316 L STAINLESS STEEL with POLYAMIDE tip 66 Reinforced with CARBON FIBER.

ESD and clean-room, very good rigidity.

Ref.	TYPE	SHAPE	MATERIAL	PRICE
15192	2a-sa-cf	flat round tips	carbofibre	31.80
15196	2a-cf-Tip	spare tip one piece	carbofibre	4.50



Ref.	TYPE	SHAPE	MATERIAL	PRICE
15193	5-sa-cf	thin tips and hard	carbofibre	31.80
15194	5-cf-Tip	spare tip one piece	carbofibre	4.50



Conditions of sale: The prices of the tweezers ASCO are per unit. 15% discount for from 12 identical pieces on.



Cleaning Paste



ASCO

This blue cleaning Paste is particularly convenient for the cleaning of horology and precision mechanics pieces as well as the cleaning of small tools like tweezers, screwdrivers, etc.

Ref.	LENGTH	WIDTH	THICKN.	PRICE
00488	340	270	10.5	63.00

Conditions of sale: Prices are meant per piece.
Discount 10 % for 5 identical pieces.
Discount 15 % for 10 identical pieces.

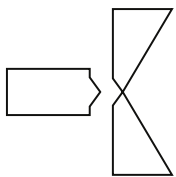
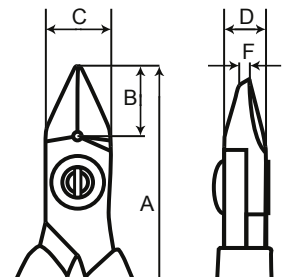
A MORE EXTENDED RANGE.

The famous series 80, with its exceptional qualities, has got new models. You have now the choice between 8 different Plier. The jaws shape (accessibility) and the cutting capacity have kept their principal qualities.

Cutting Plier

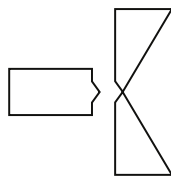
LINSTROM

SERIES 80



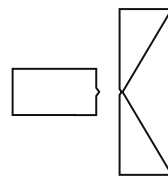
MB

Micro-Bevel
Cutting




F

Flush
Cutting




UF

Ultra Flush
Cutting



Ref.	TYPE	Ø _{copper}	A	B	C	D	F	CUTTING	PRICE
00285	8140	0.2 - 1.25	110	10	10	6	0.8	MB	70.40
00289	8150	0.3 - 1.6	112.5	12.5	10	6	0.8	F	72.75
00291	8160	0.4 - 2.0	125	16	16	8	1.6	MB	75.75



Ref.	TYPE	Ø _{copper}	A	B	C	D	F	CUTTING	PRICE
00286	8143	0.2 - 1.25	110	10	10	6	0.8	MB	72.35
00287	8144	0.1 - 1.25	110	10	10	6	0.8	F	74.05
00284	8145	0.1 - 1.0	110	10	10	6	0.8	UF	81.25
00292	8163	0.4 - 2.0	125	16	16	8	1.6	MB	81.65

Conditions of sale:
Discount 10 % for 1 piece.
Discount 15 % for 5 identical pieces.
Discount 20 % for 10 identical pieces.



Cutting Plier

LINSTROM

SERIES 80

Ref.	TYPE	Ø _{copper}	A	B	C	D	F	CUTTING	PRICE
00295	8146	0.2 - 1.0	110	10	10	6	0.8	MB	75.50
00288	8148	0.1 - 0.8	110	10	10	6	0.8	UF	86.20



Ref.	TYPE	Ø _{copper}	A	B	C	D	F	CUTTING	PRICE
00290	8156	0.3 - 1.25	112,5	12,5	12,5	6	1.0	MB	79.95



SERIES SUPREME

Ref.	TYPE	Ø _{copper}	A	B	C	D	F	CUTTING	PRICE
00294	7190	0.35 - 1.25	109	9	9	6	1	MB	75.40



Cutting Plier

LINSTROM

SERIES SUPREME

Ref.	TYPE	Ø _{copper}	A	B	C	D	CUTTING	PRICE
00293	7291	0.35 - 1.25	108	8	10.5	15	F	83.85



Conditions of sale:

Discount 10 % for 1 piece.

Discount 15 % for 5 identical pieces.

Discount 20 % for 10 identical pieces



Schurch Asco SA



Partenaire et Savoir-faire

AV. DU 1ER MARS 33, CP 3052
CH-2001 NEUCHÂTEL
SWITZERLAND

PHONE : +41 32 724 3434

FAX : +41 32 724 3436

EMAIL : INFO@SCHURCH-ASCO.COM

WEB : WWW.SCHURCH-ASCO.COM



Cutting Plier

ASCO

for the cutting of the balance-springs


Ref.	TYPE	SHAPE	DIM.	MATERIAL	PRICE
00301	17	tilted head	110	carbon steel	167.60

Conditions of sale: Prices are meant per piece.
Discount 15 % from 12 pieces.

Flat nose Plier without cut

ASCO NO 320

with flat beak



Ref.	TYPE	SHAPE	DIM.	MATERIAL	PRICE
00277	320	Flat beak	130	carbon steel	44.00

Conditions of sale: Prices are meant per piece.
Discount 15 % from 12 pieces.

Fingerstall ASCO-DIGITAL

LATEX, TYPE 302 LWR WITH TALC

SMOOTH SURFACE POWDER

STANDARD : ASTM D412

THE FIRST CHLORINE-FREE FINGERSTALL.
NO MORE SURFACE OXIDATION DUE TO CHLORINE.

Examining fingerstalls are essential for the delicate handling of pieces that do not tolerate the finger contact, but also to protect the fingers.

They are extensively used in: the horology industry, the assembly-line of dials - electronic - chemical and pharmaceutical industry - medicine. These fingerstalls are of excellent quality tested since many years. They are available in different sizes.



Ref.	SIZE	CIAN	PACKAGING	PRICE
00507	small	HN3L	Box of 10 grosses 1440 pieces	56.15
	S 16.5			
00508	medium	HM3L	Box of 10 grosses 1440 pieces	56.15
	M 18			
00509	large	HL3L	Box of 10 grosses 1440 pieces	56.15
	L 21			
00510	extra large XL 24	HE3L	Box of 10 grosses 1440 pieces	56.15

Conditions of sale: Net price per pack of 10 grosses of 1440 pieces.




Discount of: 20% from 10 boxes in one size.

30% from 20 boxes in one size.

35% from 60 boxes in one size.



Technical specifications Antistatic Fingers

LEVEL	DESCRIPTION	LEVEL	DESCRIPTION	LEVEL	DESCRIPTION
Antistatic ASF	The fingernail is said to be antistatic or ASF, because it ensures the comfort of users by avoiding small electric shocks.	Dissipator DIF - ESD	The fingering is called dissipator or DIF or ESD, because it allows the protection of electronic installations. (Disipator Fingercots)	Conductor ECF	The fingerstock is called conductive or ECF because it is suitable for ATEX environments, with explosive risk and for ultra-sensitive electronic equipment. (Electrically Conductor Fingercots)
					
1X10 ⁹ RG 1X10 ¹¹ Ohms		1X10 ⁶ RG 1X10 ¹² Ohms		> 1X10 ⁸ Ohms	

Fingerstall ASCO-DIGITAL LATEX TYP 53LP 10⁶ ~ 10⁸ OHMS/SQ ANSI/ESD STM 11/+13 STANDARD : ASTM 257



The fingertips called «De visitage» are ideal for handling delicate parts. But also for the handling of parts likely to be conductive because they are ESD => Antistatic but conductive. More efficient than the standard ones, ideal for electronics. Suitable for ATEX environment.

REF.	SIZE	CIAN	PACKAGING	PRICE
00460	small	5N3LP	Box of 10 grosses 1440 pieces	72.00
00461	medium	5M3LP	Box of 10 grosses 1440 pieces	72.00
00462	large	5L3LP	Box of 10 grosses 1440 pieces	72.00
00463	extra large	5E3LP	Box of 10 grosses 1440 pieces	72.00



Fingerstall ASCO-DIGITAL LATEX, TYPE C3LP WITHOUT TALC SMOOTH SURFACE CLEAN ROOM ANTISTATIC 10¹⁰ ~ 10¹² OHMS/SQ STANDARD : ASTM-D412-D257



Examining fingerstalls are essential for the delicate handling of pieces that do not tolerate the finger contact, but also to protect the fingers.

They are extensively used in: the horology industry, the assembly-line of dials - electronic - chemical and pharmaceutical industry - medicine.

These fingerstalls are of excellent quality tested since many years. They are available in different sizes.

Ref.	SIZE	CIAN	PACKAGING	PRICE
00491	small	CN3LP	Box of 10 grosses 1440 pieces	56.15
	S 16.5			
00492	medium	CM3LP	Box of 10 grosses 1440 pieces	56.15
	M 18			
00493	large	CL3LP	Box of 10 grosses 1440 pieces	56.15
	L 21			
00494	extra large	CE3LP	Box of 10 grosses 1440 pieces	56.15
	XL 24			



Conditions of sale: Net price per pack of 10 grosses of 1440 pieces.

Discount of: 20% from 10 boxes in one size.

30% from 20 boxes in one size.

35% from 60 boxes in one size.



Fingerstall DIGITAL

LATEX, TYPE CN WITHOUT TALC

CLEAN ROOM ANTISTATIC WITH A ROUGH SURFACE



Examining fingerstalls are essential for the delicate handling of pieces that do not tolerate the finger contact, but also to protect the fingers.

They are extensively used in: the horology industry, the assembly-line of dials - electronic - chemical and pharmaceutical industry - medicine.

These fingerstalls are of excellent quality tested since many years. They are available in different sizes.



Ref.	SIZE	CIAN	PACKAGING	PRICE
01487	small	122	Box of 5 grosses 720 pieces	28.60
01488	medium	124	Box of 5 grosses 720 pieces	28.60
01489	large	126	Box of 5 grosses 720 pieces	28.60
01490	extra large	128	Box of 5 grosses 720 pieces	28.60

Conditions of sale: Net price per pack of 5 grosses of 720 pieces. Discount of:
20% from 20 boxes in one size.
30% from 40 boxes in one size.

Fingerstall ASCO-DIGITAL

NITRILE, TYPE 100 LNR WITHOUT TALC

CLEAN ROOM / ANTISTATIC 10 /+11 OHMS/SQ

STANDARD : ASTM D 3772 / D42 / D257



Characteristics: no latex allergy, very few extractable ions, without powder, antistatic.

Advantages: it does not contain allergens, it assures a low quantity of particles. It can be worn in clean rooms.

Less contamination due to reactive ions, very thin, increased tactile feeling. Preventive measures at the working place.

Bulletin for informations Suva PRO reference number: 2869/33F

Tel : 041 419 51 11

Internet : www.suva.ch



Ref.	SIZE	CIAN	PACKAGING	PRICE
00421	small	RSNF 101	Box of 10 grosses 1440 pieces	108.00
00422	medium	RSNF 102	Box of 10 grosses 1440 pieces	108.00
00423	large	RSNF 103	Box of 10 grosses 1440 pieces	108.00
00424	extra large	RSNF 104	Box of 10 grosses 1440 pieces	108.00

Conditions of sale: Net price per pack of 10 grosses of 1440 pieces.
Discount of: 20% from 10 boxes in one size.
30% from 20 boxes in one size.
35% from 60 boxes in one size.



Micro fiber pads

Discount 20 % for 5x or 30% for 10 x 100 identical pieces.

Ref.	Model	Width Head	Thickness Head	head length	Width Handle	Thickness Handle	Length Total		Pack.	Price
02335	SW-826A	3.2 mm	1.5mm	10mm	2.2mm	2.2mm	70.3mm		100 Pcs	18.50
Ref.	Model	Width Head	Thickness Head	head length	Width Handle	Thickness Handle	Length Total		Pack.	Price
02336	SW-826B	3.2 mm	1.5mm	10mm	2.2mm	2.2mm	70.3mm		100 Pcs	18.50
Ref.	Model	Width Head	Thickness Head	head length	Width Handle	Thickness Handle	Length Total	Packaging	Price	
02337	SW-837B	3.2 mm	2.8mm	9.5mm	2.8mm	2.8mm	72mm	100 Pcs	19.50	
Ref.	Model	Width Head	Thickness Head	head length	Width Handle	Thickness Handle	Length Total	Packaging	Price	
02338	SW-836B	3.7mm	3.2mm	12mm	2.8mm	2.8mm	72mm	100 Pcs	19.50	
Ref.	Model	Width Head	Thickness Head	head length	Width Handle	Thickness Handle	Length Total	Packaging	Price	
02339	SW-847B	6.8mm	2.8mm	17mm	3.2mm	3.2mm	100mm	100 Pcs	22.00	
Ref.	Model	Width Head	Thickness Head	head length	Width Handle	Thickness Handle	Length Total	Packaging	Price	
02340	SW-857B	6.8mm	2.8mm	17mm	3.2mm	3.2mm	160mm	100 Pcs	30.00	
Ref.	Model	Width Head	Thickness Head	head length	Width Handle	Thickness Handle	Length Total	Packaging	Price	
02341	SW-856B	3.2mm	2.5mm	12mm	3.2mm	3.2mm	140mm	100 Pcs	30.00	
Ref.	Model	Width Head	Thickness Head	head length	Width Handle	Thickness Handle	Length Total	Packaging	Price	
02342	SW-864B	14.5mm	3.5mm	25mm	7.3mm	2.6mm	125.6mm	100 Pcs	34.00	

Polyurethane foam pads

Discount 20 % for 5x or 30% for 10 x 100 identical pieces.

Ref.	Model	Width Head	Thickness Head	head length	Width Handle	Thickness Handle	Length Total	Packaging	Price
02345	SW-822C	3.2mm	3.2mm	11.5mm	2.6mm	2.6mm	73mm	100 Pcs	14.00
Ref.	Model	Width Head	Thickness Head	head length	Width Handle	Thickness Handle	Length Total	Packaging	Price
02346	SW-832D	3.4mm	3.4mm	13mm	2.3mm	2.3mm	65mm	100 Pcs	12.70
Ref.	Model	Width Head	Thickness Head	head length	Width Handle	Thickness Handle	Length Total	Packaging	Price
02347	SW-826C	3.2mm	2mm	10mm	2.2mm	2.2mm	70.3mm	100 Pcs	11.00
Ref.	Model	Width Head	Thickness Head	head length	Width Handle	Thickness Handle	Length Total	Packaging	Price
02348	SW-836D	3.6mm	3.2mm	12mm	2.8mm	2.8mm	72mm	100 Pcs	11.00
Ref.	Model	Width Head	Thickness Head	head length	Width Handle	Thickness Handle	Length Total	Packaging	Price
02349	SW-844C	5mm	3.6mm	13mm	4mm	4mm	101mm	100 Pcs	20.00
Ref.	Model	Width Head	Thickness Head	head length	Width Handle	Thickness Handle	Length Total	Packaging	Price
02350	SW-847C	6.8mm	2.8mm	17mm	3.2mm	3.2mm	100mm	100 Pcs	21.00



Schurch Asco SA



Partenaire et Savoir-faire

AV. DU 1ER MARS 33, CP 3052
CH-2001 NEUCHÂTEL
SWITZERLAND

PHONE : +41 32 724 3434

FAX : +41 32 724 3436

EMAIL : INFO@SCHURCH-ASCO.COM

WEB : WWW.SCHURCH-ASCO.COM

Fingerstall NAPPA

STRETCH MATERIAL, BEEF LEATHER

Fingerstall for thermal and mechanical protection.
Protects from rubbing and heat.



Ref.	SIZE	TYPE	PRICE
01496	small	1	3.25
01497	medium	2	3.25
01498	large	3	3.25
01494	very large	4	4.95

Conditions of sale: Net prices.

Fingerstall Supplier

FOR 1440 Fingerstall size P/M/G/TG

PLEXIGLASS 100 % ANTI UV

Fingerstall Supplier for 1440 pieces for each box that is 10 grosses, for all sizes.



Ref.	SIZE	TYPE	DIMENSION	PRICE
00533	4 Modules	Po	420 x 225 x 310	305.00

Conditions of sale: Net prices.

Liquid Gloves

DERM'A GANTS



Ref.	Designation	Price
00616	Wall dispenser 500 ml	49.00
00617	Refil for wall dispenser 500 ml	49.00
00619	Dispenser 200 ml	39.50

Conditions of sale: Net prices.

DERM'A GANTS is a skin-protecting product unique and very efficient. The sense of touch and the sensibility keep unchanged, the skin breathes and perspires normally. This foam is water- and soap-proof. A knob of foam is enough to coat both hands and protects during 4 hours.

DERM'A GANT is hypoallergenic and non toxic. It protects the hands from the skin-irritations due to contact allergies without drying the skin. It is eliminated after 7 hours through sweating and can be used daily without problems. Fields it can be used in: Mechanic and car industry - Chemistry and oil industry - Laboratories - Aviation companies - Printing - Photo-engraving - Photo-composition - Photography laboratories - Agriculture - Housework - Food industry - Cleaning - Civil engineering ...



Gloves ASCO

Disposable gloves SEMPERGUARD Powder free ambidextrous nitrile, blue, 0.13 mm layer thickness, non-powdered, rolled edge, length 24 cm, size S/6-7, M/7-8, L/8-9 in 100 parts distributors cartons (sizes XL / 9-10, 90 parts).

EN 420 | EN 374

Uses: Disposable gloves without latex allergens irritants resistant to abrasion and punctures, as well as fats, oils and many chemicals (see Table 54-55). They are permitted for the food industry and for medical purposes as Category 1 (including blood contact, but not for operations). Nitrile contains no phthalates, plasticizers and substances causing allergies.

Gloves ASCO

100 % pure antistatic nitrile (ESD) without plastic, phthalate esters, silicone, oil or starch, extremely fine (thickness: 0.08 mm), length: 230 mm. Good resistance to chemical products and to oils, extremely comfortable to wear. The packaging is certified **cleanroom** according to norm ASTM D6319 / D412. One set is 100 pieces.

ESD (Ohm/sq) inferior 10/x10.

ASTM D257 / FTM std 101C

Specification test CLEANROOM : unit ug/cm2.

Particle 0,5 - 20 mü 1200

Sulfate 0.05 / Phosphate 0.01 / Nitrate 0.30 / Bromide 0.05 / Nitrite 0.01 / Chloride 0.30 / Fluoride 0.01 / Non volatile water 3.00

Conditions of sale: Discount 20 % per set.

Gloves ASCO Best

These gloves are made of light blue extra fine nitrile latex (thickness: 0.11 mm). They are internally slightly powdered with vegetable starch and they are extremely resistant to tearing.

Their resistance to tensile stress is 150 kg/cm2. They are also particularly resistant to chemical products and oils and they are very comfortable to wear. One set is 100 pieces.

Conditions of sale: Net prices.

Gloves ASCO

100% pure latex, without plastic, phthalate esters, silicone, oil or starch, extremely fine (thickness: 0.08 mm), length: 230 mm. Good resistance to chemical products and to oils, extremely comfortable to wear. The packaging is certified **cleanroom** according to norm ASTM D3578 / D412. One set is 100 pieces.

Specification test CLEANROOM : IEST-RP-CC005.2 unit ug/cm2.

Particle 0,5 - 20 mü 1200

Sulphate 1.00 / Phosphate 0.03 / Nitrate 1.00 / Bromide 0.03 / Nitrite 0.03 / Chloride 2.00 / Fluoride 0.03 / Non volatile water 3.0

Conditions of sale: Discount 20 % per set.

January 2023

ECO XPERT NITRILE



Ref.	SIZE	PRICE
08725	small	28.50
08726	medium	28.50
08727	large	28.50
08728	extra large	28.50

NITRILSTAT CLASS 100



Ref.	SIZE	PRICE
08720	small	48.20
08721	medium	48.20
08722	large	48.20
08723	extra large	48.20

NITRILE



Ref.	SIZE	PRICE
00464	small - 6 / 7	27.40
00465	Without talc medium - 7 / 8	27.40
00467	extra large - 9 / 10	27.40

LATEX RS 100 CLASSE 100



Ref.	SIZE	PRICE
08730	small	45.85
08731	medium	45.85
08732	large	45.85
08733	extra large	45.85



Schurch Asco SA



Partenaire et Savoir-faire

AV. DU 1ER MARS 33, CP 3052
CH-2001 NEUCHÂTEL
SWITZERLAND

PHONE : +41 32 724 3434

FAX : +41 32 724 3436

EMAIL : INFO@SCHURCH-ASCO.COM

WEB : WWW.SCHURCH-ASCO.COM



Gloves ASCO

MICROFIBRE

80% polyester and 20% nylon, white colour, they are recommended for the cleaning of precious metals, precious stones, dials, glasses for the horology industry and jewellery as well as the optics. They can be washed at 40° C.


Ref.	SIZE	PRICE
08699	extra small 22	16.80
08700	small 26	16.80
08701	medium 28	16.80

Conditions of sale: Price per pair.
Discount 10 % per order of 10 pairs.
Discount 15 % per order of 50 pairs.
Discount 20 % per order of 100 pairs.

Napkin ASCO

MICROFIBRE & MICROFIBRE PRINT EDITION

80% polyester and 20% nylon, blue color, it is recommended for the cleaning of precious metals, precious stones, dials, glasses for the horology industry and jewellery as well as the optics. It can be washed at 40° C.



Ref.	SIZE	PRICE
08710	250 x 250 mm	7.30
08711	300 x 300 mm	9.50



Ref.	SIZE	PRICE
08707	Print Edition 180 x 180 mm	1.35
08708	Print Edition 250 x 250 mm	3.05
08709	Print Edition 280 x 280 mm	6.40

Conditions of sale: Discount 10% | 15% | 20% per order of 30 | 60 | 90 identical pieces




WIPER CLEAN-ROOM

The wiper squeaky clean - room (Cleaning for white room) is established by a non-woven mixture of 55% de cellulose and of 45 % of polyester.

This composite substratum combines the strongly absorbent properties of a natural fiber with the resistance of a synthetic fiber..

- LOW IDEAL LEVEL OF RESIDUES OF DUSTS
- FOR SOFT SURFACES
- DOES NOT CONTAIN CHEMICAL SOCIABLE DISPOSITIONS
- STRONG CAPACITY OF ABSORPTION AND RESISTANCE IN THE LOW ABRASION
- CHEMICALLY COMPATIBLE WITH THE COMMON CLEANERS AND THE SOLUTIONS OF DISINFECTIONS
- SEVERAL SIZES TO ADAPT ITSELF TO EVERY TYPE OF APPLICATION.



Réf.	Packing unit	CM	INCH	PRICE
02332	Pack of 1200 pces	10 x 10	4	54.-
02333	Pack of 300 pces	15 x 15	6	29.-
02334	Pack of 300 pces	20 x 20	7	44.-

Conditions: 10% by 5 identical packages

NAPKIN CHAMOI

ASTIC-BRILLE

100% pure cotton, specially impregnated. These towels are non-toxic, non-allergic, biodegradable, ecological and acid-free.

Ref.	DESIGNATION	DIMENSION	PRICE
16380	ABM2 double	300 x 200	6.20

1 ASTIC-BRILLE Chamoinse to clean jewelry Gold, Silver, Silver Metal, etc.

1 Chamoinse **not impregnated** to polish and shine.

ADVANTAGES: with these 2 chamoisinesa sewed together, you clean the jewels:

WITHOUT DIRTYING THE HANDS OR LET OF TRACES OF FINGER ON JEWELS.

Ref.	DESIGNATION	DIMENSION	PRICE
16381	ABS	380 x 340	7.40

1 ASTIC-BRILLE Chamoinse to clean and polish your objects in Gold, Silver, Silver Metal, etc. Protects from oxidation. Do not wash. Allergenic.

Ref.	DESIGNATION	DIMENSION	PRICE
16382	ABG	380 x 450	9.40

1 ASTIC-BRILLE Chamoinse Gold - Silver. To clean and polish your items in Gold, Silver, Silver Metal, etc. Protects from oxidation. Do not wash. Allergenic.

Large format.

October 2023

Conditions of sale:

Discount 10% per order of 30 identical pieces

Discount 15% per order of 60 identical pieces

Discount 20% per order of 90 identical pieces

Horology 205





Schurch Asco SA



Partenaire et Savoir-faire

AV. DU 1ER MARS 33, CP 3052
CH-2001 NEUCHÂTEL
SWITZERLAND

PHONE : +41 32 724 3434

FAX : +41 32 724 3436

EMAIL : INFO@SCHURCH-ASCO.COM

WEB : WWW.SCHURCH-ASCO.COM



ASCO Screwdriver

Set of 12 pieces, stainless steel

Set ASCO of 12 screwdrivers for watchmakers in stainless steel on anti-skid rotary base, from 0.60 to 3 mm with spare bits. All bearings are ball bearings and the shape of the bits are shown here.

Ref.	Packaging	Spare bits	Price
16210	12 screwdrivers with base and spare bits	40	224.00



ASCO Screwdriver

stainless steel, spares for set

Screwdriver for watchmakers ASCO in stainless steel, bearing, with spare bits.



Ref.	Bit width	Spare bits	Price
16211	0.60	4	14.70
16212	0.70	4	14.70
16213	0.80	4	14.70
16214	0.90	4	14.70
16215	1.00	4	14.70
16216	1.20	4	14.70
16217	1.40	4	14.70
16218	1.60	3	15.35
16219	1.80	3	15.35
16220	2.00	2	17.35
16221	2.50	2	17.35
16222	3.00	2	17.35

Conditions of sale: Net prices.

206 Horology

August 2018



ASCO Screwdriver

Set of 12 pieces, stainless steel

Set ASCO of 12 screwdrivers for watchmakers in stainless steel on anti-skid rotary base from 0.60 to 3 mm with spare bits. All bearings are ball bearings and the shape of the bits are shown here.

Ref.	Packaging	Spare bits	Price
16480	12 screwdrivers with base and spare bits	21	257.00




ASCO Screwdriver

stainless steel, spares for set

Screwdriver for watchmakers ASCO in stainless steel, ball bearing, with spare bits.

Ref.	Bit width	Spare bits	Price
16481	0.60	2	23.75
16482	0.70	2	23.75
16483	0.80	2	23.75
16484	0.90	2	23.75
16485	1.00	2	23.75
16486	1.20	2	23.75
16487	1.40	2	23.75
16488	1.60	2	24.90
16489	1.80	2	24.90
16490	2.00	1	20.70
16491	2.50	1	22.50
16492	3.00	1	22.50



Conditions of sale: Net prices.

December 2020

Horology 207



Schurch Asco SA



Partenaire et Savoir-faire

AV. DU 1ER MARS 33, CP 3052
CH-2001 NEUCHÂTEL
SWITZERLAND

PHONE : +41 32 724 3434
FAX : +41 32 724 3436
EMAIL : INFO@SCHURCH-ASCO.COM
WEB : WWW.SCHURCH-ASCO.COM

Big crosshaped screwdriver

IDEAL FOR HIGH TORQUE



Big ball bearing screwdriver for bracelet and others high torque operations.

Ref.	DIAMETER	BLADE	PRICE
17239	17	1.60	51.00
17240	17	1.80	51.00
17241	17	2.00	51.00
17242	17	2.50	51.00
17243	17	3.00	51.00

Conditions of sale: Net prices.

Bit 1/4 inch

6 pans, inox, for screwdriver

For 6 sides hand or machine screwdriver.

Others shapes available on request.



Ref.	DIAMETER	PRICE
17228	0.60	9.60
17229	0.70	9.60
17230	0.80	9.60
17231	0.90	9.60
17232	1.00	9.60
17233	1.20	9.60
17234	1.40	9.60
17235	1.50	9.60
17236	1.60	9.60
17237	1.80	9.60
17238	2.00	9.60

Conditions of sale: Net prices.

Jewellery Saw

ESCARGOT OR

Ref.	TYPE	PRICE/144P
00477	0	22.65
00478	1	22.65
00479	2	22.65
00480	3	22.65
00481	4	22.65
00476	2/0	24.70
00475	3/0	27.00
00482	4/0	22.65
00483	5/0	32.10
00484	6/0	35.50
00485	7/0	30.40

Conditions of sale: Prices per gross (144 pieces), Discount 10%.

Special Offer





9. LOUPES

Magnifying Loupe ASCO

for Watchmaker

TYPE H

Black unbreakable frame, interior matt. Duralumin ring screwed in. Blushed 25 mm diameter lens, best optic.

Ref.	Value	Magnification	Price
00160	1	10 x	15.20
00161	1 1/2	6.5 x	15.20
00162	2	5 x	15.20
00163	2 1/2	4 x	15.20
00164	3	3.5 x	15.20
00165	3 1/2	3 x	15.20
00166	4	2.5 x	15.20



TYPE H2 APLANATIC

Black unbreakable frame, interior matt. Duralumin ring screwed in. Double 25 mm diameter aplanatic convex lens, best optic.

Ref.	Magnification	Price
00174	10 x	28.00
00175	14 x	39.00



TYPE C2 APLANATIC

Black unbreakable frame, interior matt. Duralumin ring. Double blushed 14 mm diameter aplanatic convex lens. Monoblock lens.

Ref.	Magnification	Price
00177	10 x	140.00
00178	12 x	140.00
00179	16 x	140.00
00180	20 x	140.00



TYPE C3 ACHROMATIC

Black unbreakable frame, interior matt. Duralumin ring. Monoblock lens. Corrected system with 3 very luminous blushed lens, with large depth of field.

Ref.	Ø Lens	Magnification	Price
00181	14	10 x	234.00
00182	14	12 x	234.00
00183	14	16 x	234.00
00184	14	20 x	234.00
00185	12	25 x	264.00



Conditions of sale: Discount 10 % for 10 identical pieces.

September 2023

Magnifying Glasses 209



Schurch Asco SA



Partenaire et Savoir-faire

AV. DU 1ER MARS 33, CP 3052
CH-2001 NEUCHÂTEL
SWITZERLAND

PHONE : +41 32 724 3434
FAX : +41 32 724 3436

EMAIL : INFO@SCHURCH-ASCO.COM
WEB : WWW.SCHURCH-ASCO.COM


Magnifying Loupe ASCO

for Watchmaker

TYPE ALUMINIUM



25 mm diameter biconvex bluish lens.
Frame: blue coated steel
Ring: coated steel



Ref.	Value	Magnifying	Color Ring	Price
00468	1	10 x	Green	32.50

Ref.	Value	Magnifying	Color Ring	Price
00469	1 1/2	6.5 x	Blue	32.50

Ref.	Value	Magnifying	Color Ring	Price
00470	2	5 x	Yellow	32.50

Ref.	Value	Magnifying	Color Ring	Price
00471	2 1/2	4 x	Copper	32.50

Ref.	Value	Magnifying	Color Ring	Price
00472	3	3.5 x	Purple	32.50

Ref.	Value	Magnifying	Color Ring	Price
00473	3 1/2	3 x	Black	32.50

Ref.	Value	Magnifying	Color Ring	Price
00474	4	2.5 x	Alu	32.50

Conditions of sale: Discount 10 % for 10 identical pieces.

210 Magnifying Glasses

June 2020



Magnifying Loupe ASCO for Watchmaker

GRAY RUBBER TYPE

Biconvex lens diameter 25 mm bluish (anti-reflective on both sides). Soft rubber anti-fog frame. Colored anodized aluminum ring (magnification index).

Ref.	Value	Magnifying	Color Ring	Price
00151	1	10 x	Green	19.00

Ref.	Value	Magnifying	Color Ring	Price
00152	1 1/2	6.5 x	Blue	19.00


Ref.	Value	Magnifying	Color Ring	Price
00153	2	5 x	Yellow	19.00

Ref.	Value	Magnifying	Color Ring	Price
00154	2 1/2	4 x	Copper	19.00

Ref.	Value	Magnifying	Color Ring	Price
00155	3	3.5 x	Purple	19.00

Ref.	Value	Magnifying	Color Ring	Price
00156	3 1/2	3 x	Black	19.00

Ref.	Value	Magnifying	Color Ring	Price
00157	4	2.5 x	Alu	19.00



**NEW LENSES
MORE PERFORMANCE**



Conditions of sale: Discount 10 % for 10 identical pieces.

September 2023

Magnifying Glasses 211



Schurch Asco SA



Partenaire et Savoir-faire

AV. DU 1ER MARS 33, CP 3052
CH-2001 NEUCHÂTEL
SWITZERLAND

PHONE : +41 32 724 3434
FAX : +41 32 724 3436
EMAIL : INFO@SCHURCH-ASCO.COM
WEB : WWW.SCHURCH-ASCO.COM

Horology magnifying Loupe ASCO

TYPE 1806 A 30

Large field of vision, 30 mm diameter lens, black unbreakable frame, ventilation hole.

Ref.	Value	Magnification	Price
00193	1	10 x	22.90
00190	1 1/2	7 x	19.90
00191	2	5 x	17.30
00192	2 1/2	4 x	16.60



Conditions de vente : Remise de 10 % pour 10 pièces identiques.

Measuring magnifying Loupe

TYPE F+C

Inclined magnifying glass with achromatic system of three corrected lenses. 15 mm scale divided in 0,1 mm. Delivered in a case.

Ref.	Designation	Spécification	Price
00241	loupe Ø 22	Magnification 8 x	197.00
00248	reticule	spare	86.00



Conditions of sale: Net prices.

Centering magnifying Loupe ASCO

SWISS MADE ALUMINIUM

Lens 14 mm diameter. Frame of black coated steel. Ring in coated ring (colour depends on the magnification).

Ref.	Colour	Magnification	Price
00964	Yellow	5 x	105.00
00965	Blue	6 x	105.00
00966	Steel	8 x	105.00
00967	Green	10 x	105.00




Conditions of sale: Discount 10 % for 10 identical pieces.

Magnifying Loupe-holder

TYPE 5461

Made of a stainless steel wire, fits to every magnifying glass.

Ref.	Designation	Price
00247	Magnifying glass-holder	3.95



Conditions of sale: Net prices.

212 Magnifying Glasses

September 2023



Magnifying Loupe ASCO for Engraver Ø 40mm

TYPE ALUMINIUM

Aluminum magnifying glass for engraver, bluish mineral glass + colored aluminum ring.



Ref.	Diameter	Value	Magnification	Color Ring	Price
00171	40 mm	2	5 x	Yellow	69.00
00172	40 mm	2 1/2	4 x	Copper	69.00

Conditions of sale: Discount 10 % for 10 identical pieces.

ADDITIONAL MAGNIFYING GLASS FOR TYPE H, HC AND ALU MAGNIFIERS

Magnifying glass and adapter ring

8X lens

Ref.	Value	Designation	Price
16135	8X	Magnifying Glass + Ring adaptation	20.35

Function is not guaranteed with older models



Magnifier Type H + A				Magnifier Type HC + A				Magnifier Type Alu + A			
Ref.	No	Magnification	Price	Ref.	No	Magnification	Price	Ref.	No	Magnification	Price
00520	1	18 x	36.20	00531	1	18 x	39.35	00545	1	18 x	52.85
00521	1 1/2	14.5 x	36.20	00532	1 1/2	14.5 x	39.35	00547	1 1/2	14.5 x	52.85
00522	2	13 x	36.20	00535	2	13 x	39.35	00548	2	13 x	52.85
00525	2 1/2	12 x	36.20	00536	2 1/2	12 x	39.35	00549	2 1/2	12 x	52.85
00526	3	11.5 x	36.20	00538	3	11.5 x	39.35	00550	3	11.5 x	52.85
00528	3 1/2	11 x	36.20	00539	3 1/2	11 x	39.35	00552	3 1/2	11 x	52.85
00529	4	10.5 x	36.20	00540	4	10.5 x	39.35	00553	4	10.5 x	52.85

Conditions of sale: Discount 10 % for 10 identical pieces.



Schurch Asco SA



Partenaire et Savoir-faire

AV. DU 1ER MARS 33, CP 3052
CH-2001 NEUCHÂTEL
SWITZERLAND

PHONE : +41 32 724 3434

FAX : +41 32 724 3436

EMAIL : INFO@SCHURCH-ASCO.COM

WEB : WWW.SCHURCH-ASCO.COM

Microscope Pen

Microscope pen with case.



Conditions of sale: Net prices.

Ref.	Magnification	Price
17377	50 x	71.30
17378	Without battery 60 - 100 x LED	14.50
17379	Without battery 100 x	14.50
17374	Without battery 200 - 240 x LED	33.00



Conditions of sale:
Discount 10 % for 10 pieces.

Clip magnifying Loupe

Clip magnifying glass for spectacles wearers. It can be easily adapted to any frame type.

The set includes magnifying glasses 1.75 x, 2.35 x, 2.75 x, interchangeable. The separated magnifying Loupe are delivered with the fixation clip.

Ref.	Magnification	Working distance	Price
17384	Full set 2.00 x / 2.50 x / 3.00 x		100.40
17385	1.75 x 3D	250	77.00
17386	2.35 x 5.5D	180	77.00
17387	2.75 x 7D	125	77.00

Clip-Loupe ASCO

ALWAYS READY

Blouse, shirt or pants fit in a jiffy and never leave you.

Simple and inexpensive, plastic oil and aggressive agents resistant.

Designed to ASCO loupe plastic and ALU.



Réf.	Packing	Price
00240	1 Clip-Loupe in its transparent Case	17.90

Conditions of sale: Net prices.

214 Magnifying Glasses

March 2024



Wooden magnifying Loupe

ASCO

PEAR TREE WOOD

Bluished 25 mm diameter lens.

Ref.	Value	Magnifying	Price
00198	2½	4 x	47.00



Conditions of sale: Net prices.

Removable magnifying Loupe ARY

This type of lens can be assembled on any type of Loupe without scratching or unbalancing them. Their construction is very meticulous and their overall dimension is reduced. They can be adjusted, are tough and extra-light.

MINI, standard and MAXI types fit respectively to the frames carrying Loupe until 35 mm diameters, until 40 mm, and larger..



Value	Magnification	Magnification width additional
1	10.0 x	18.0 x
1½	6.5 x	14.5 x
2	5.0 x	13.0 x
2½	4.0 x	12.0 x
3	3.5 x	11.5 x
3½	3.0 x	11.0 x
4	2.5 x	10.5 x

Ref.	Value	Type	Price	Ref.	Value	Type	Price	Ref.	Value	Type	Price
16120	1	mini right	39.55	00200	1	right	39.55	00214	1	maxi right	40.95
16121	1½	mini right	39.55	00201	1½	right	39.55	00215	1½	maxi right	40.95
16122	2	mini right	39.55	00202	2	right	39.55	00216	2	maxi right	40.95
16123	2½	mini right	39.55	00203	2½	right	39.55	00217	2½	maxi right	40.95
16124	3	mini right	39.55	00204	3	right	39.55	00218	3	maxi right	40.95
16125	3½	mini right	39.55	00205	3½	right	39.55	00219	3½	maxi right	40.95
16126	4	mini right	39.55	00206	4	right	39.55	00220	4	maxi right	40.95
16127	1	mini left	39.55	00207	1	left	39.55	00221	1	maxi left	40.95
16128	1½	mini left	39.55	00208	1½	left	39.55	00222	1½	maxi left	40.95
16129	2	mini left	39.55	00209	2	left	39.55	00223	2	maxi left	40.95
16130	2½	mini left	39.55	00210	2½	left	39.55	00224	2½	maxi left	40.95
16131	3	mini left	39.55	00211	3	left	39.55	00225	3	maxi left	40.95
16132	3½	mini left	39.55	00212	3½	left	39.55	00226	3½	maxi left	40.95
16133	4	mini left	39.55	00213	4	left	39.55	00227	4	maxi left	40.95

Conditions of sale: Net prices.

Additional magnifying Loupe ARY



Ref.	Designation	Magnification	Price
16134	Additional magnifier	8x	8.10

Conditions of sale: Discount 18 % for 100 identical pieces.

April 2024

Magnifying Glasses 215



Schurch Asco SA

ASCO

Partenaire et Savoir-faire

AV. DU 1ER MARS 33, CP 3052
CH-2001 NEUCHÂTEL
SWITZERLAND

PHONE : +41 32 724 3434

FAX : +41 32 724 3436

EMAIL : INFO@SCHURCH-ASCO.COM

WEB : WWW.SCHURCH-ASCO.COM

Headband magnifying Loupe

ZEISS

TYPE D6




Optical diameter: 40 x 30 mm
Free working distance: 200 mm
Field of vision: 72 x 75 mm
Dimensions: l x h x L = 195 x 60 x 210
Weight ~110 g

Ref.	Magnification	Diopter	Price
00246	1.4 x D6	6	144.00
00249	2 x D4	4	144.00

Conditions of sale: Net prices.

Headband magnifying Loupe

OPTIVISOR



High quality binocular with mobile visor with rounded edges, pull-down visor, adjustable headband with a button and a comfortable frontal part with leather lined with felt.

Can be worn over Loupe.

Weight ~240 g.

Ref.	Magnification	Lens	Price
16030	1.5 x D2	50	72.00
16031	1.75 x D3	35	72.00
16032	2 x D4	25	72.00
16033	2.5 x D5	20	94.70
16034	2.75 x D7	15	79.00
16035	3.5 x D10	10	79.00

Conditions of sale: Net prices.

Pocket magnifying Loupe 10 x

Achromatic triplet lenses diameter 18 mm 10 X. No coating for true colors. Resolution 67 lines / mm.



Ref.	Magnification	Diameter	Price
16037	10 x	18 mm	69.00

Pocket magnifying Loupe 15 x

Achromatic magnifying glass 16 mm diameter protected by an integrated nickel steel case N° 1618.



Ref.	Magnification	Diameter	Price
16036	15 x	16 mm	57.00

Conditions of sale: Discount 10 % for 10 pieces.

216 Magnifying Glasses

February 2024



Electronic loupe

XL2

Autonomous portable microscope and his stand with adjustable height, ideal for quality control in factory or field, for research in laboratories or outside. With its own screen 2.8 inches with 200x magnification, allows video recording to a PC via a USB port and a cable which is included. The software measures the length, perimeter, circumference, radius, angle and the objects seen area. also allows image manipulation, color enhancement and addition of text.

Ref.	Designation	Price
17531	Electronic loupe XL2	506.00

Color display TFT 2,8h 320 x 240 pixels

CMOS Sensor 2M pixels

Magnification: 10x40 optical

15x200 digital

Lighting: 4leds White

Resolution: 1600x1200 pixels (Jpg)

Flash Memory: 2gigabytes

Professional program



Magnifying Glasses

Conditions of sale: Net prices.

GALILEI 2.25

Magnifying glasses 2.25 have been developed to be used as magnifying glasses for binocular work with an extended working distance for the special uses in medical or technical fields.

They distinguish themselves for their good vision thanks to the stereoscopic binoculars. The compact construction of the system allows seeing over the eyepiece in order to be able to orientate oneself. The ocular system of both eyes can be adjusted with an axial adjustment system.

The standard 2.25 magnifying glass offers a comfortable and stable base thanks to its arm and spring joints. They are delivered with a hard plastic case and weigh only 46 g.

Ref.	Field	Working distance	Price
17380	130	450	582.80
17381	110	340	582.80

Conditions of sale: Net prices.



Headband magnifying Glasses

GALILEI 2.25

Magnifying glasses 2.25 have been developed to be used as magnifying glasses for binocular work with an extended working distance for the special uses in medical or technical fields.

They distinguish themselves for their good vision thanks to the stereoscopic binoculars. The compact construction of the system allows seeing over the eyepiece in order to be able to orientate oneself. The ocular system of both eyes can be adjusted with an axial adjustment system.

The new 2.25 headband magnifying glass is ideal for glass-wearers and the users accustomed to work without glasses frame.

The eyepieces are adjustable separately and precisely thanks to a triple junction of the optical holder and can fit any head shape.

This magnifying glass can be comfortably worn for a long time.

Delivered with a hard plastic case.

Ref.	Field	Working distance	Price
17382	130	450	654.70
17383	110	340	654.70

Conditions of sale: Discount 10 % for 10 pieces.

August 2018



Magnifying Glasses 217



Schurch Asco SA

ASCO

Partenaire et Savoir-faire

AV. DU 1ER MARS 33, CP 3052
CH-2001 NEUCHÂTEL
SWITZERLAND

PHONE : +41 32 724 3434
FAX : +41 32 724 3436
EMAIL : INFO@SCHURCH-ASCO.COM
WEB : WWW.SCHURCH-ASCO.COM



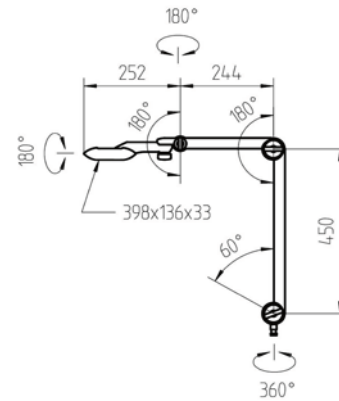
Short arm LED lamp

WALDMANN

UNIVERSAL TYPE TANEO TND 1400

Daylight lamp, 5000K.
Anodized aluminum case, with opal white diffuser.
Led 23 W, 5000k, 100-240 V, 50/60 HZ.
For watchmaker's post.

Ref.	Designation	Article Num.	Price
17710	TANEO TND 1400 / 950 Adjustable Intensity	Ref : 00 809 738	827.00
17711	TANEO TND 1400 / 950 Adjustable Intensity	Ref : 00 809 740	827.00



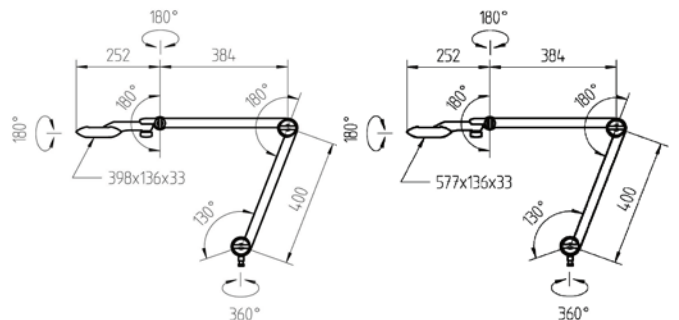
Long arm LED lamp

WALDMANN

UNIVERSAL TYPE TANEO TND

Daylight lamp, 5000K.
Anodized aluminum case, with opal white diffuser.
Led 23 W | 30 W, 5000k, 100-240 V, 50/60 HZ.
For watchmaker's post.

Ref.	Designation	Article Num.	Price
17712	TANEO TND 1400 / 950 Intensité Réglable	Ref : 00 800 737	784.00
17713	TANEO TND 2100 / 950 Intensité Fixe	Ref : 00 809 772	897.00



TANEO TND 1400 / 950

TANEO TND 2100 / 950



Lamp

WALDMANN

MODEL SNE

Daylight 5400 ° K, electronic, universal and with articulated arm, with diffuser white opale, with support for additional magnifying glass **16442**.

Voltage: 230 V 50/60 hz



Ref.	Designation	Size	Article Num.	Price
16440	SNE 118 - 18 watts	308 x 118 x 70	-	626.00
16441	SNE 136 - 36 watts	485 x 118 x 70	Ref: 00 089 979	639.70

Accessories

WALDMANN

for SNE lamp

Ref.	Size	Price
16442	Magnifying glass, diopter 3 = 1.75x, 190 x 138	304.00

LED Lamp

WALDMANN

MODEL SNLQ 54/2

- LED technology
- 4000k neutral white color temperature
- Color rendering index Ra > 95
- Anti-glare protection thanks to opal white diffuser
- Pivoting glass lens 175 x 105 mm with 3 diopters
- Light gray or black plastic case
- PC diffuser
- Spring-compensated arm
- On / off switch for segment switching on the lamp head
- Protection class IP20. protection class I
- Delivery with a connection cable of approx. 3m and CEE 7/7 type plug (earthed plug)
- Various attachments and additional magnifiers (4 diopters) available as accessories



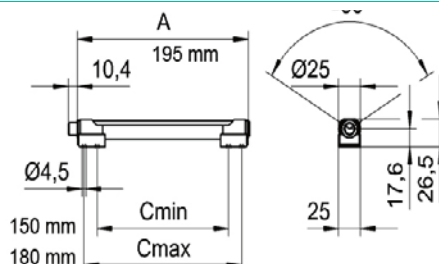
Ref.	Designation	Article Num.	Price
16443	SNLQ 54/2	Ref : 00 695 504	831.00

LED surface-mounted luminaire

WALDMANN

MODEL LEA 300/850/S

Power consumption approx. 3W
Luminous flux of the light approx. 315lm
Luminous efficacy of the luminaire approx. 105lm/W
type of light/color clear neutral white
Color temperature approx. 5.000K
Dimension A=195mm, Cmin=150mm, Cmax=180mm



Réf.	Designation	Item Num.	Price
16444	LEA 300/850/S	Ref : 00 801 340	179.00



Schurch Asco SA

ASCO

Partenaire et Savoir-faire

AV. DU 1ER MARS 33, CP 3052
CH-2001 NEUCHÂTEL
SWITZERLAND

PHONE : +41 32 724 3434

FAX : +41 32 724 3436

EMAIL : INFO@SCHURCH-ASCO.COM

WEB : WWW.SCHURCH-ASCO.COM

LED magnifying lamp

WALDMANN

TEVISIO TVD 750 / 940

LED magnifying lamp with articulated arm and diopter glass 3.5 long arm.

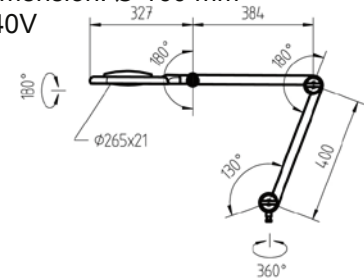
Special feature:

Additional lens.

Magnifiers / lenses; dimension: Ø 160 mm

Voltage: 14W | 100-240V

Frequency: 50/60 HZ



Ref.	Designation	Article Num.	Price
17714	Tevisio Plastic TVD 750 / 940	Ref : 00 800 638	627.00
17709	Tevisio Glass TVD 750 / 940	Ref : 00 800 660	970.00

Additional lenses

WALDMANN

FOR TEVISIO

Ref.	Designation	Article Num.	Price
17715	Additional lens Tevisio TVD 750 / 940	Ref : 00 80 29 94	57.00

POUR TANÉO

Ref.	Designation	Article Num.	Price
17716	Additional lens Taneo TND	Ref : 00 575 900	191.00



Ref : 00 575 900
Diopter 3,5



Ref : 00 80 29 94
Diopter 6

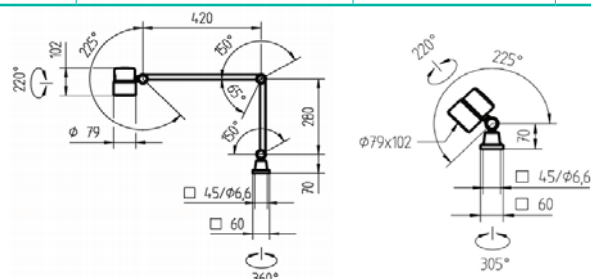
Rocia Focus Articulating Arm Lamp

WALDMANN

Brass seal for high protection IP 67.

Resistant to substances such as oils or cooling lubricants. With dimmer button.

Ref.	Designation	Article Num	Price
17717	Rocia Focus Articulated arm	Ref : 00 680 208	573.00
17718	Rocia Focus On ball joint	Ref : 00 721 996	442.00



Unsecured stabilization when moving the head.





LED Lamp

WALDMANN

ROCIA FOCUS MODEL

Articulated head lamp with metal hose of 600 mm.

Voltage: 8W | 100-240V

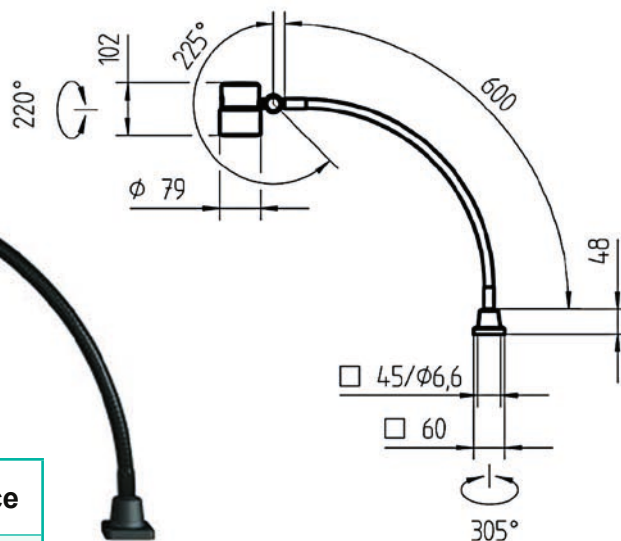
Frequency: 50/60 HZ

Temperature: 5000K

Angle of diffusion: 40 °

Brass seal for high protection IP 67.

Resistant to substances such as oils or cooling lubricants.



Ref.	Designation	Angle of diffusion	Article Num.	Price
16439	600/850 D	40 °	Ref : 00 681 708	558.00

Lamp base

Magnetic base

Magnetic base for Waldmann HI 20 halogen lamp and Rocia focus. Complete kit with protective felt.

Ref.	Designation	Color	Article Num.	Price
16450	For HI 20 + Rocia focus	Black	Ref : 00 80 7466	69.00



Heavy base

Handle with care when handling the axes of the lamp.

Ref.	Designation	Color	Article Num.	Price
16448	For : Rocia	Black	Ref : 00 014 959	229.00
16449	For : Rocia / SNE / TANE0 / TEVISIO	light grey	Ref : 00 014 993	169.00



Waldmann Veneer Clamp

Ref.	Designation	Thickness max.	Article Num.	Price
16445	For : Rocia / SNE / TANE0 / TEVISIO	45 mm	Ref : 00 014 923	31.00
16446		65 mm	Ref : 00 014 904	35.00
16447		135 mm	Ref : 00 014 950	40.00



Terms of Sale: Net price.

January 2023

Magnifying Glasses 221



Schurch Asco SA

ASCO

Partenaire et Savoir-faire

AV. DU 1ER MARS 33, CP 3052
CH-2001 NEUCHÂTEL
SWITZERLAND

PHONE : +41 32 724 3434

FAX : +41 32 724 3436

EMAIL : INFO@SCHURCH-ASCO.COM

WEB : WWW.SCHURCH-ASCO.COM

ASCO Binocular Microscope

SPZ-50SBG WITH ZOOM AND STAND



The microscope includes a 303 mm high column and a Ring illuminator with 54 white LEDs 6400 K, continuously adjustable intensity. The eyepieces are 45° inclined and the desk is 360° rotatable.

Magnification: 6.7 to 50 x

Zoom : 7.50 : 1

Working distance: 108

Base: plate 144 x 260

Diopter adjustment: ± 7.2 D

Total height: 405

Ref.	Designation	Weight	Price
17524	SPZ-50SBGM	6.1	2095.00
17496	rubber eye guard for SPZ + DSZ type		9.85
17493	Protective Cover		4.35
17525	Diffuser for LED lamp SPZ-50SBG		19.00
17526	Transformer for LED lamp SPZ-50SBG		268.00

ASCO Binocular Microscope

DSZ-44 BRF LED



The microscope includes a 52 mm to 75 mm high column and a Ring illuminator with 54 white LEDs 6400 K, continuously adjustable intensity. Retro-éclairage avec filtre bleu Ø 37 mm et verre sablé Ø 80 mm. The eyepieces are 45° inclined and the desk is 360° rotatable.

Magnification: 10 to 44 x

Zoom: 4.40 : 1

Working distance: 90

Base: plate 160 x 219

Diopter adjustment: +5.6D - 7.2 D

Total height: 352

Ref.	Designation	Weight	Price
17503	DSZ-44 BRF LED	4.4	2085.00
17494	Transparent glass pad		18.10
17495	Blu filter glass pad		11.30
17493	Protective Cover		4.35

ASCO Binocular Microscope

SPZ-50PS WITH ZOOM



The microscope is delivered without light for the installation on a BOOM base. The eyepieces are 45° inclined and the desk is 360° rotatable.

Magnification: 6.7 to 50 x

Zoom: 7.50 : 1

Working distance: 108

Base: plate 220 x 284

Diopter adjustment: ±7.2 D

Total height: 372

Ref.	Designation	Weight	Price
17502	SPZ-50PS	4.9	1885.50

Conditions of sale: Net prices.

222 Magnifying Glasses

January 2024



ASCO Trinocular Microscope

SPZV-50UNGM

WITH ZOOM AND STAND

Magnification: 6.7 to 50 x


Zoom: 7.50 : 1

Working distance: 108

Base: plate 230 x 230

Diopter adjustment: ± 7.2 D

Total height: 488



Ref.	Designation	Weight	Price
17501	SPZV-50UNGM	24.4	3885.00
17492	Pair of objectives for binocular SPZ Type DHW 10X METAL		184.50
17497	rubber eyeguard for DSZ typ		7.60

SPZ-50 series is provided with a zoom that allows a magnification going from 6.7 to 50 x with a standard eyepiece DHW10x. SPZT et SPZV series allows the addition of an extra eyepiece that can be used for taking pictures or filming. A ring provided on the vertical tube allows the adjustment of the focal. The microscope includes a LED light and a system View. The eyepieces are 45° inclined and the desk is 360° rotatable.

ASCO Trinocular Microscope

SPZT-50D-SGBM

WITH ZOOM AND STAND

The microscope includes a 303 mm high column and a Ring illuminator with 54 white LEDs 6400 K, continuously adjustable intensity. The eyepieces are 45° inclined and the desk is 360° rotatable.

Magnification: 6.7 to 50 x

Zoom : 7.50 : 1

Working distance: 108

Base: plate 144 x 260

Diopter adjustment: ± 7.2 D

Total height: 405



Ref.	Designation	Specifications	Price
17499	SPZT-50D-SBGM	6.2	2465.00

Microscope binocular ASCO

SPZ-50UNGM WITH ZOOM AND BOOM STAND

The microscope incorporates a high column of 544 and an annular light source with infinitely adjustable intensity. The eyepieces are inclined at 45° and the stage is rotatable through 360°.

Magnification : 6.7 à 50 x

Zoom : 7.50 : 1

Working distance : 108

Support : plaque de base de 230 x 230

Diopter adjustment : ± 7.2 D

Total height : 544

Réf.	Designation	Weight	Price
17505	SPZ-50UNGM	23.4	3293.00





CAMERA M-A UDPC5

USB / DIGITAL CAMERA 5 MEGAPIXEL

WITH MEASUREMENT SOFTWARE FOR MICROSCOPE



Ref.	Designation	Specifications	Price
17504	CMOS Camera	FMA050	833.00
17512	EP25-C10/100	dia 25 mm, cross 10/100	86.60

WI-FI CAMERA

26 100-256
iOS Compatibility



Ref.	Designation	Specifications	Price
17530	26 100-256	Wi-Fi Camera	495.00

Conditions of sale: Net prices.

- T-PENTAX/S
- T-PENTAX/F
- T-NIKON/F
- T-MINOLTA/SR
- T-MINOLTA/A
- T-CANON/F
- T-CANON/EOS
- T-OLYMPUS/OM
- T-OLYMPUS/E 4/3
- T-KONICA
- T-FUJICA
- T-CONTAX



17513



17514

ASCO Adapter for Camera

T-MICRO

Optical connection socket for camera SLR type.
Ring for cameras of the listed brands to be used with optical socket T-Micro.

Compatible models are to be indicated in the order:

Ref.	Designation	Type	Price
17513	upper adaptor	T-micro	42.30
17514	ring	T-mount	22.00

CCD Camera ASCO Adapter

TVA-45

Adapter for CCD camera with C assembling.



Ref.	Designation	Price
17511	ASCO TVA-45	123.00

Spare Lighting

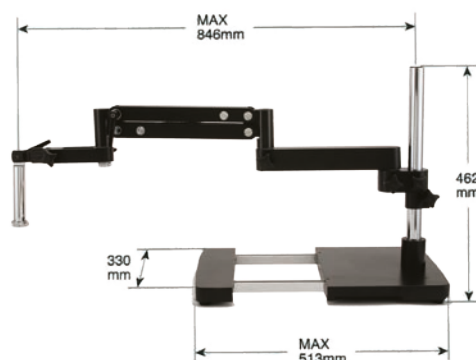
Ref.	Designation	Type	Price
17520	Rear-light	TB20-23020	9.90



BOOM STAND V-7C

Universal boom stand V-7C model with articulated arm without counter-weight. Very good stability, ideal for various types of assembling with binocular type SPZ50PS.

Ref.	Designation	Type	Price
17507	BOOM Stand	V-7C	563.00




Conditions of sale: Net prices.

BOOM STAND V-3C

Universal boom stand with G clamp fixation and articulated arm.

Ref.	Designation	Type	Price
17518	BOOM Stand	V-3C	364.00



ASCO Gliding Stage

XR723

Gliding stage with closed circulation linear bearing.

Size: 350 x 250 x 103

Base plate: 520 x 480

Movement: 360 x 418

Ref.	Type	Price
17522	XR723	2198.00



ASCO Optical fiber Illuminator

L-150AR60/L

Cold light 150W optical fiber illuminator with ring light guide. Adjustable intensity, long life last (~200h)

Ref.	Designation	Type	Price
17508	cold light	ASCO L-150AR60/L	766.00



Conditions of sale: Net prices.

August 2021

Magnifying Glasses 225



Schurch Asco SA

ASCO

Partenaire et Savoir-faire

AV. DU 1ER MARS 33, CP 3052
CH-2001 NEUCHÂTEL
SWITZERLAND

PHONE : +41 32 724 3434
FAX : +41 32 724 3436
EMAIL : INFO@SCHURCH-ASCO.COM
WEB : WWW.SCHURCH-ASCO.COM

ASCO Optical fiber Illuminator

L-150AB/L

Cold light 150W optical fiber illuminator. Adjustable intensity with ring light guide, long life time (~200h). The additional sockets allow a lighting going from a 20 to 200 mm distance on a 10 to 40 mm diameter surface.



Ref.	Designation	Type	Price
17509	cold light	L-150AB/L	818.00
17515	optical socket	L-150FL	36.35

Light source

for 150AB/L - 150AR/L

Ref.	Designation	Type	Price
17519	halogen bulb	L-150BULB/L	69.00




ASCO White LED Ring Illuminator

MIC-56

Ring illuminator with 56 white LEDs, continuously adjustable intensity. White colour 4300°K. Long life last.

Ref.	Designation	Type	Price
17510	ring illuminator	MIC-56	252.00




ASCO White LED Ring Illuminator

LED-60T

Ring illuminator with 60 white LEDs, adjustable intensity on 4 levels. White colour 4300°K. Long life last.

Activation of LEDs: Right - Left | Up - Down

Ref.	Designation	Type	Price
17516	ring illuminator	LED-60T	211.00
17497	AC/DC Transformer for LED-60T		34.00




10. VARIOUS

Small Flexible Rule ASCO

Stainless steel, matt chrome din 866B MM + 1/2 MM

Ref.	Length	Width	Thickness	DIN	Price
00650	150 mm	13 mm	0.5 mm	866B	9.25
00652	200 mm	15 mm	0.5 mm	866B	12.40
00653	300 mm	15 mm	0.5 mm	866B	16.00
	300 mm	25 mm	0.8 mm	866B	
	500 mm	19 mm	0.5 mm	866B	
	500 mm	30 mm	0.8 mm	866B	
	1000 mm	20 mm	0.5 mm	866B	
	1000 mm	35 mm	1.3 mm	866B	
	1500 mm	35 mm	1.3 mm	866B	
	2000 mm	35 mm	1.3 mm	866B	
	3000 mm	35 mm	1.3 mm	866B	

Prices on demand



Small Flexible Rule ASCO

Stainless steel, matt chrome dual-sided 1/2 MM

Ref.	Length	Width	Thickness	DIN	Price
00651	150 mm	13 mm	0.5 mm	-	1.70
00654	200 mm	13 mm	0.5 mm	2768	4.10



Conditions of sale: Discount: 10 % for 10 to 25 identical pieces
15 % for 26 to 50 identical pieces
20 % for 51 to 100 identical pieces

Sliding Caliper

TESA

ETALON 125, WITH DIAL

Measuring beaks and rule soaked and stabilized.
Soaked rank, trued toothing
Turning dial diameter 32 mm with blocking
Anti-shock double effect
Sliding block with blocking screw

Conditions of sale: Net prices

Ref.	Designation	Measuring range	Price
00683	Standard 125	0 → 150 mm / 0.02	148.00





Schurch Asco SA

ASCO

Partenaire et Savoir-faire

AV. DU 1ER MARS 33, CP 3052
CH-2001 NEUCHÂTEL
SWITZERLAND

PHONE : +41 32 724 3434
FAX : +41 32 724 3436
EMAIL : INFO@SCHURCH-ASCO.COM
WEB : WWW.SCHURCH-ASCO.COM

TESA-CAL



Swiss made DIN 862 protected against liquid throwings IP67, delivered with certificate and measuring report. Carrying out of a drive runner is available on demand for the same price.

Ref.	Designation	Measuring range	Price
16301	Tesa-Cal IP67	0 → 150 mm / 0.001	197.00

Micrometer

TESA

MICROMASTER EASY



New patented electronic measuring system CAPA μ SYSTEM with large size digital displaying with simplified functions.

Ref.	Designation	Measuring range	Price
16302	Micromaster Easy	0 → 30 mm / 0.001	306.00

Base for Micrometer

TESA




Base for external micrometers up to 300 mm or for other instruments. Varnished cast-iron base, blocking of the inclination with a unique screw.

Ref.	Designation	Price
16305	Base	134.00

Marking-Gauge

PIERRE LAMBERT




Multipurpose marking-Gauge including 1 point, 2 pliers of 20 and 90mm, one key and the main base.

Ref.	Range of use	Price
16305	0 - 160 mm	250.00

Conditions of sale: Net prices

228 Others

August 2018



Asco 3D comparator

DIGITAL AND ANALOG

It combines the best of both worlds and can be played both digitally and analogically. Digital display with numbers allows reading with an accuracy of 0.005 mm.

Following a rapidly changing digital display with your eyes is almost impossible.

But our additional analog display ensures safety for the user. A built-in LED indicates to the user the status of the survey process using different colors.

The famous ceramic stylus inserts with carbide balls 03 and 06 mm are suitable.



Ref.	Designation	Measuring range	Price
16303	Comparator Tschorn 3D	0.005 mm	372.00
16307	Palpor 3D	3D Ceramic 3.00 x 27.00 mm	27.00
16308	Palpor 3D	3D Ceramic 6.00 x 62.00 mm	44.00

Precision Comparator

TESA

DIGICO 10

The display and keyboard are adjustable through 270° with a bet adjustable zero. Two reference values can be entered by the PRESET function. The displayed reading can be locked by a holding. Digital output opto-isolated RS232.

Ref.	Designation	Measuring range	Price
16304	Digico 10	0 → 12.5 mm / 0.001	577.00



Precision Comparator

COMPAC JET

512 K

Display diameter: 58 mm

Ref.	Designation	Measuring range	Price
00684	Compac	0 → 10 mm / 0.01	164.00



Conditions of sale: Net prices

December 2023

Others 229



Schurch Asco SA



Partenaire et Savoir-faire

AV. DU 1ER MARS 33, CP 3052
CH-2001 NEUCHÂTEL
SWITZERLAND

PHONE : +41 32 724 3434

FAX : +41 32 724 3436

EMAIL : INFO@SCHURCH-ASCO.COM

WEB : WWW.SCHURCH-ASCO.COM

L cm



Chuck with two Pliers

Square tooth-forming milling-cutter

Scratched brass

Ref.	Ø pliers	Length cm	Price
16325	0.00 - 3.50	12 cm	19.90
16324	0.00 - 3.00	11 cm	17.60
16323	0.00 - 2.80	10 cm	13.45
16322	0.00 - 2.30	9 cm	11.75
16321	0.00 - 1.80	8 cm	10.50
16320	0.00 - 1.50	7 cm	10.10

Conditions of sale: Net prices

Round tooth-forming milling-cutter

Knurled brass




Ref.	Ø pliers	Ø manche	Price
00646	3.50 - 4.00	12 mm	27.50
00645	3.00 - 3.50	10 mm	20.40
00644	2.50 - 3.00	9 mm	15.20
00643	2.00 - 2.50	8 mm	14.10
00642	1.50 - 2.00	7 mm	12.00
00641	0.00 - 1.50	6 mm	10.00
00640	0.00 - 1.20	5 mm	9.00

Conditions of sale: Net prices

230 Others

January 2024



EO2100 Trimmer Set

NOGA

The set contains four tools for the trimming of aluminium, brass, steel and PVC. The length for the tool and blade are 140 and 20 mm. The blades can be ordered separately and include 10 items for each reference.

Ref.	NB Blades	Designation	COLOR	REF	Price
16580		EO2100 full set			25.80
16582	10	Alu	Green	BS1010	30.00
16584	10	Brass	Red	BS2010	30.00
16586	10	Steel	Blue	BS1018	35.00
16588	10	PVC	Yellow	BK3010	31.00



SP1007 Trimmer Set

NOGA

The SP1007 set includes six trimming tools for inner threading, external chamfer, groove, milling-cutter type, steel or PVC. The blades can be ordered separately and include 1 item or 10 items for each reference.

Réf	NB Blades	Designation	REF	Price
17350		SP1007 full set		82.70
17352	1	inner threading	BC1001	12.20
17354	1	groove	BO1001	15.80
17356	1	milling-cutter type	BC1651	38.00
17358	1	external chamfer	EX2001	28.10
17360	10	PVC	BK3010	31.00
17361	10	steel	BS1018	35.00



YT 2000 deburrer set

NOGA

- YT handle (YT1000)
- triangular mini scraper D75 HSS (BD7501)
- T80 Double End Triangular Medium Scraper (BT8001)



Réf	NB Blades	Designation	REF	Price
17351		Noga Interieur YT 2000 Deburrer Set		23.90

Conditions of sale: discount 10% for 10 identical references or more.



Schurch Asco SA

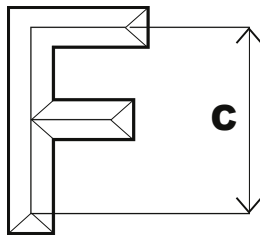


Partenaire et Savoir-faire

AV. DU 1ER MARS 33, CP 3052
CH-2001 NEUCHÂTEL
SWITZERLAND

PHONE : +41 32 724 3434
FAX : +41 32 724 3436
EMAIL : INFO@SCHURCH-ASCO.COM
WEB : WWW.SCHURCH-ASCO.COM

Box of 100 Punches



ASCO IMPERIAL

SET OF COMBINATIONS N° 112

For marking on metals numbers or words like: OIL - LEFT - RIGHT - START - RESERVE - STOCK - 1958 - PATENT - + No - REF. - A 25 - 3/4 - 1/100.

Fonts: beautiful block style, well legible. The composition is rapidly made. The punches are tried in every sense with a tolerance of 0,0025 mm; they assure an exact printing and a perfect alignment. The size designates the size of C.

The box contains 112 pieces: 100 punches, 12 spaces and a typesetter:

	A B C D E F G H I J K L M N O P
number of pieces:	3 2 2 2 4 2 2 2 3 2 2 3 2 3 3 2
	Q R S T U V W X Y Z & / - . , 1
number of pieces:	1 3 3 2 3 1 2 1 1 1 1 2 2 2 2 4
	2 3 4 5 6 7 8 9 0
number of pieces:	4 3 4 3 3 3 3 3 3

Ref.	FONT SIZE	Shaft length	TYPESETTER LETTERS CAPACITY			PRICE
			1/19	3/29	4/39	
00655	1.0	1.6 x 6.4 x 22.2	12	18	24	540.40
00656	1.5	1.6 x 6.4 x 22.2	12	18	24	540.50
00657	2.0	2.0 x 6.4 x 22.2	9	15	18	420.00
00658	2.5	2.4 x 6.4 x 22.2	8	12	16	555.20
00659	3.0	3.0 x 6.4 x 22.2	6	9	12	430.00
00660	5.0	4.8 x 6.4 x 22.2	4	6	8	656.80

Ref.	DESIGNATION	DIAMETER	N°	PRICE
00804	Typesetter uniquely with rectangular shaft	19	1	82.00
00805	Typesetter uniquely with rectangular shaft	29	3	82.00
00806	Typesetter uniquely with rectangular shaft	39	4	87.00
00800	Typesetter uniquely with cylindrical shaft	10	1	132.00
00801	Typesetter uniquely with cylindrical shaft	10	2	155.00
00802	Typesetter uniquely with cylindrical shaft	10	3	187.00
00803	Typesetter uniquely with cylindrical shaft	10	4	187.00
-	Isolated block capitals per 10 assorted pieces	1 → 5		4.40
-	Isolated spaces per 10 assorted pieces	1 → 5		1.90

Conditions of sale: Increase: 25 % for less than 10 assorted pieces.

232 Others

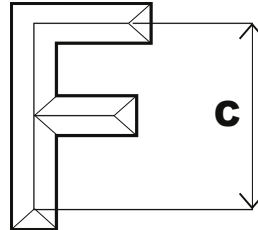
August 2018



Number and Letter Punch

ASCO IMPERIAL

These punches ASCO IMPERIAL make a precise typing, clear and in a beautiful block style. The block capitals have the same bevels and the same depth. They are set square, centred uniformly on the shaft, producing an excellent alignment using the guide No 11 or a rule. Special strong steel for tapping on metals, cast iron, or non soaked alloy steels. The size designates the size of C. The series of numbers and letters are respectively 0 to 9 and A to Z. The value of the single punch must be defined in the order form.



Size	Shaft	Numbers		Lettres		Single Punch	
		Ref.	Price	Ref.	Price	Ref.	Price
1.0	6.3 x 63.5	00661	38.00	00672	94.00	02320	5.00
1.5	6.3 x 63.5	00662	24.00	00673	59.00	02321	5.00
2.0	6.3 x 63.5	00663	32.00	00674	46.00	02322	4.00
2.5	6.3 x 63.5	00664	19.00	00675	46.00	02323	4.00
3.0	6.3 x 63.5	00665	19.00	00676	46.00	02324	4.00
4.0	8.0 x 70.0	00666	21.00	00677	53.00	02325	4.50
5.0	8.0 x 70.0	00667	21.00	00678	53.00	02326	4.50
6.0	9.5 x 70.0	00668	25.00	00679	62.00	02327	6.00
8.0	12.7 x 89.0	00669	44.00	00680	110.00	02328	10.00
10.0	14.3 x 89.0	00670	58.00	00681	145.00	02329	14.00
12.5	19.0 x 89.0	00671	80.00	00682	200.00	02330	18.00

Conditions of sale: Net prices.

Tapping Oil

NEOVAL

The base formula is the substance MTO-300. Its optimization degree is unique and it allows exceptional performances. It reduces the scratching and the wearing out without making sticky. It prevents incrustations and deposits. The penetrating lubricating film protects against corrosion. It increases life lasting and it isolates from humidity. It does not contain acids, sulphur or silicium. It replaces many special products. The 100 ml spray is rechargeable with the 400 ml spray.

Ref.	Designation	Capacity	Price
01000	Neoval oil spray	100 ml	14.55
01001	Neoval oil spray	400 ml	28.50



Conditions of sale: Net prices.

September 2023

Others 233



Schurch Asco SA



Partenaire et Savoir-faire

AV. DU 1ER MARS 33, CP 3052
CH-2001 NEUCHÂTEL
SWITZERLAND

PHONE : +41 32 724 3434
FAX : +41 32 724 3436
EMAIL : INFO@SCHURCH-ASCO.COM
WEB : WWW.SCHURCH-ASCO.COM



Oil

NEOVAL

RUBIN G8

High alloy mineral oil for state-of-the-art demands for any treatment of metals or plastic materials. It improves the precision and the output, reduces the friction, the heating and the wearing out. It increases the life lasting of the tools. It prevents the sticking of the chips and resists to high temperatures and high pressures. It does not contain acids, sulphur or silicium. It can be mixed with any mineral oil.

Thermoresistant and anti-fogging.

Ref.	Designation	Capacity	Price
01002	Neoval oil Rubin G8	500 ml	25.10

Conditions of sale: Net prices.

Oil Applicator

NEOVAL LUBRISTYL

Precision tool for the precise application of minimal quantities of oil. It is made with high quality materials: the barrel and the cap are made of synthetic materials resistant to oils and to solvents, the needle is made of stainless steel and the head of the spring is made of glossy metal.



Ref.	Designation	Capacity	Price
01003	Neoval Lubrystyl	30 ml	26.25

Conditions of sale: Net prices.

Tapping Liquid

LOCTITE 8030

For drilling, sawing, tapping or threading of steels (treated or not), the majority of non ferrous metals, in particular for stainless steel.

Exempt from toxicity.

Mineral base/ Viscosity (3)

Temperature range C : N.R


Ref.	Capacity	Price
01005	250 ml	39.20



Conditions of sale: Discount: 15 % per pack of 12 pieces.

234 Others

September 2023



Jigger

MENDA PUMP

A jigger that allows an economical use of various liquids. A simple pressure on the cap is sufficient to pump a small quantity and bring it to the hole located under the lid. Only the necessary quantity being pumped, and, as the liquid cannot evaporate or be spilled, there is no waste. A precision pipe hermetically closes the liquid jigger and so consents to avoid introduction of impurities or the exchange with toxic vapours. The polyethylene body is resistant to acids and to solvents. The jigger is therefore ideal for acetone, paint, hydrochloric or sulphuric acid, Freon, trichlorethane, alcohols and disinfectants.

Ref.	Designation	Capacity	Price
16230	Jigger Menda	1.18 dl	35.30

Conditions of sale: Discount: 5% from 10 items
10% from 50 items.



HDPE - POLYETHYLENE

Oil-can

WITH BIP CLOSING

TRANSPARENT PE PLASTIC

The BIP closing has the following advantages: the tubes can be lengthened in order to oil towards bottom, and plunged back in the oil in order to oil towards top. The closing is also useful as an exit pipe, the waterproof screw is entirely made of brass.

Ref.	Capacity	Price
00687	250 ml	11.10
00688	60 ml	8.30

Conditions of sale: Discount: 10 % from 10 identical items



Grease

Tallow, animal grease.

Ref.	Packaging	Price
00542	1 kg	24.00

Conditions of sale: Net prices.

January 2024

Others 235



CONTAINER.

GEIGER CONTAINER

Washing container known as «Benzinière Geiger» and used for all cleaning and degreasing where products flammable solvents and chemicals are required.

100% stainless steel with electropolished finish, which allows better even parts. New, more efficient seal.

Round

Ref.	15432	16451	16453	16463	16464	16523
Ø	92	165	230			
h _{closed}	60	130	165	Celluloid Security	Copper Security Standard	Copper Security Mini
h _{opened}	170	310	400			
Liters	0.15 L	2 L	5 L			
Price	279.00	298.00	367.00	5.90	12.80	9.75

Conditions of sale: Net prices.



Rectangular

Ref.	16452	16454	16455
Length	220	300	300
Width	220	300	300
h _{closed}	220	190	320
h _{opened}	440	490	620
Liters	10 L	17 L	28 L
Price	558.00	609.00	625.00



Stainless steel sieves for GEIGER container

These sieves fit the above containers.

Réf.	15426	15427	15428
Litres	0.15 L	2 L	5 L
Prix	65.00	81.00	98.00



Réf.	15429	15430	15431
Litres	10 L	17 L	28 L
Prix	142.00	144.00	168.00



Conditions of sale: Net prices.

RIMANN INOX CONTAINER

To clean, degrease and rust with flammable or toxic liquids. In case of inflammation of liquid, the copper fuse melts, the lid closes automatically and stifles the fire.

The closed lid stays under pressure, prevents the spread of toxic fumes and protects the health of your employees.

A special anchorage secures the container to the work place, which prevents liquids from spilling.

Ref.	16428	16542	16543	16544	16545	16546	16547
Ø	98	180	180	233	233	315	315
h _{closed}	81	140	195	174	268	235	365
h _{opened}	171	295	352	383	480	570	700
Liters	0.15 L	2 L	3 L	5 L	8 L	12 L	20 L
Price	257.00	274.00	313.00	338.00	403.00	494.00	537.00

Conditions of sale: Net prices.



STAINLESS STEEL SIEVE FOR RIMANN CONTAINER

These sieves fit the above containers.




Ref.	16472	16471	16457	16458	16459	16460	16461	16462
Liters	0.15 L	0.15 L	2 L	3 L	5 L	8 L	12 L	20 L
Price	129.00	87.00	75.00	80.00	92.00	100.00	149.00	155.00

Conditions of sale: Net prices.



Only for ref. 16472

With Rilsan coating of solvent-resistant Polyamide. Fineness of the mesh: 0.8 mm. Protects objects from scratches as best as possible.



Horology vice ASCO mini

Precision vice (14 mm width). Stable base with orientation bowl.

Ref.	Designation	Price
16437	Vice without base	179.00
16438	Removable base	86.00



Conditions of sale: Net prices.

Horology vice ASCO

Precision vice (45 mm width). Base in blackened steel, sliding and removable for workbenches.

Ref.	Designation	Price
16435	Vice and base	291.00
16436	Removable base	55.00



Conditions de vente : Discount : 10 % for 10 pieces.

Pegwood - hornbeam

Round pegwoods to be cut for the lapping or the polishing of pieces.

Ref.	Diameter	Packaging	Price
07493	04.00 mm	1 packet = 20 pieces	10.70

Pegwood - Charcoal

Round pegwoods to be cut for the lapping or the polishing of pieces.

Ref.	Diameter	Packaging	Price
07494	2 mm	Bundle of 10 pieces	08.80
07495	2.5 mm	Bundle of 10 pieces	09.30
07498	5 mm	Bundle of 10 pieces	11.40

Pegwood - hornbeam

Round pegwoods to be cut for the lapping or the polishing of pieces.

Ref.	Diameter	Packaging	Price
07487	2 mm	1 packet = 10 pieces	05.00
07488	2.5 mm	1 packet = 10 pieces	05.00
07489	3 mm	1 packet = 10 pieces	05.00
07490	4 mm	1 packet = 10 pieces	05.00
07491	5 mm	1 packet = 10 pieces	06.00
07492	6 mm	1 packet = 10 pieces	06.80



Conditions of sale: Net prices.

May 2024

Others 237



Schurch Asco SA



Partenaire et Savoir-faire

AV. DU 1ER MARS 33, CP 3052
CH-2001 NEUCHÂTEL
SWITZERLAND

PHONE : +41 32 724 3434
FAX : +41 32 724 3436
EMAIL : INFO@SCHURCH-ASCO.COM
WEB : WWW.SCHURCH-ASCO.COM



Natural Elder

For the cleaning or polishing of small horology pieces

Ref.	Diameter	Packaging	Price
00318	10.00 mm	1 packet = 10 pieces	13.50

Brushes

ASCO

N° 1100 FLAT WHITE

for industry



Ref.	Width	Price
00001	10	32.00
00002	15	32.00
00003	20	35.00
00004	25	39.00
00005	30	45.00
00006	35	52.00
00007	40	57.00
00008	50	62.00
00009	60	78.00

Conditions of sale: Net prices per dozen.

Brushe

ASCO

N° 1100, FLAT BLACK

antistatic extra soft bristles



For delicate dusting of surfaces like appliques, dials, horology constituents, etc.

Ref.	Width	Price
15211	10	120.00
15212	20	133.00

Conditions of sale: Net prices per dozen.

238 Others

September 2023



Dusting Brush

Brush with natural bristles for the dusting of the working place.

Ref.	Size	Price
15213	160 x 70 x 20	18.30
15214	160 x 70 x 29	23.80



Black Handbrush

This brush with a handle 220 mm long is used in jewellery and horology. The brush has 4 rows of 120 x 16 mm and is made of black natural bristles.

Ref.	Hardness	No	Price
16500	extra hard	0	23.45
16501	hard	1	17.00
16502	semi-hard	2	9.45
16503	semi-soft	3	14.55



White Handbrush

This brush with a handle 220 mm long is used in jewellery and horology. The brush has 4 rows of 120 x 16 mm and is made of white natural bristles.

Ref.	Hardness	No	Price
16510	extra hard	0	19.70
16511	hard	1	19.95
16512	semi-hard	2	19.70
16513	semi-soft	3	19.80
16514	soft	4	19.80




Condition de vente : Les prix s'entendent net.

Brass Handbrush

This brush with a handle 220 mm long is used in jewellery and horology. The brush has 4 rows of 120 x 16 mm and is made of undulating brass threads.

Ref.	Thread diameter	Price
16504	0.06	23.75
16505	0.08	23.75
16506	0.10	22.45
16507	0.12	21.45
16508	0.15	20.90
16509	0.20	19.80



Conditions of sale: Net prices.



Schurch Asco SA



Partenaire et Savoir-faire

AV. DU 1ER MARS 33, CP 3052
CH-2001 NEUCHÂTEL
SWITZERLAND

PHONE : +41 32 724 3434
FAX : +41 32 724 3436
EMAIL : INFO@SCHURCH-ASCO.COM
WEB : WWW.SCHURCH-ASCO.COM

Pipe

AIR, VACUUM, LIQUID

PVC TRANSPARENT



Flexible PVC pipe, reinforced with Nylon.

Recommended for the air, petrol, refrigerating liquids, alcohol, oil, etc. conduits.

Resisting to temperatures from - 20° C to + 70° C. Ray curvature = 4 - 5 x diameter.

The coil length is 50 m for all the articles of diameter up to 19. For larger diameters (in red), the length is 25 m.

Delivery of a partial coil is not possible.

Ref.	Ø _{internal}	Ø _{external}	P 20° [bar]	P 60° [bar]	Price
00620	4	10			60.00
00621	5	11	26	8	60.00
00622	6	12	23	7	60.00
00623	8	14	20	7	150.00
00624	10	16	18	6	193.00
00625	13	20	16	6	208.00
00626	16	23	13	5	251.00
00627	19	27	11	5	213.00
00628	25	34	7	4	155.00
00629	32	42	6	3	213.00
00630	38	48	6	3	235.00

Conditions of sale: Discount: 10 % for 50 m of a single reference.
15 % for 100 m of a single reference.
20 % for 200 m of a single reference.
25 % for 500 m of a single reference.

Core

WHITE WEAVED NYLON WITH CORE



Ref.	Ø	Price
00633	1.0	23.00
00634	1.5	32.00
00635	2.0	34.00
00636	3.0	43.00
00637	4.0	74.00
00638	5.0	93.00

Conditions of sale: Net prices per 100 m reel.



Lacquer

SURCOLAK

The protection spray produces a dry film containing corrosion inhibitors. It is soluble in water. The liquid allows a more precise application.

SURCOLAK 23P red- orange				
Ref.	Type	Adhesion	Capacity	Price
16537	Spray	strong	500 ml	46.30

PROTEC HV A				
Ref.	Type	Color	Capacity	Price
16538	Spray	Colorless	500 ml	20.00
16539	Spray	Pink	500 ml	19.00
16540	Liquid	Pink	5000 ml	160.00



Conditions of sale: Net prices.

NEUTRALÈNE 2005

Cleaning product for the polishing and lapping pastes (does not dissolve the shellac). Security solvent, **very** volatile, fast drying without measurable flash point, for JEMA type machines and ultrasound tanks without heating. It replaces products like benzine, acetone, cleaning alcohols. COV content: 97%

Ref.	Designation	Packaging	Price / L
16568	Neutralène 2005	5 litres	31,80
16569	Neutralène 2005	25 litres	19.25
16572	COV 97% D = 0.738 kg/Lt		3.00



Conditions of sale: Net prices per liter.

ADDITIVE CADN

Anticorrosion product, water-repellent, additive to solvents Biosane T212 and TE213.
Use: solution 0.5 to 5%.
COV content: 100%.

Ref.	Packaging	Price / L
16570	5 litres	73.50



Conditions of sale: Net prices per liter.

March 2024

Others 241



Schurch Asco SA



Partenaire et Savoir-faire

AV. DU 1ER MARS 33, CP 3052
CH-2001 NEUCHÂTEL
SWITZERLAND

PHONE : +41 32 724 3434
FAX : +41 32 724 3436
EMAIL : INFO@SCHURCH-ASCO.COM
WEB : WWW.SCHURCH-ASCO.COM



GALVEX TM

Low alkaline liquid product used for the removal of light oils, honing oils, polishing pastes and finger marks, by ultrasound.

Without harmful compounds
Cleaning all types of metals in the same tank
Excellent emulsification
Compatible with all metals
Concentrated pH: 9.8
Use: 2 to 5%
Heating 50 to 70 ° C

Ref.	Packaging	Price / L
16579	5 liters	33.35
16571	25 liters	22.40

Conditions of sale: Net prices per liter.

GALVEX 20.31



Hot cleaning solution for shellac, lapping and polishing compound.
Use: 2 to 5% solution, heating to 50 to 70°C.
Content COV 27%.
Time 2 to 5 minutes.
PH (1%) 10-2 Density 1.029.
Sup. voltage 31.4mN/m

Ref.	Packaging	Price / L
16560	5 liters	39.10
16561	25 liters	25.70
16559	25 liters Coulyclean 100 without COV	28.30
16573	COV 27% D=0.88 kg/Lt Coulyclean100	3.00

Conditions of sale: Net prices per liter.

Workbench and chair



Workbench well suited to today watchmaking workshop.

Modular, the work surface can accommodate 1 central drawer and 2 cabinet with drawers (4 drawers and a pull tab) according to production requirements.

Plateau 50 mm thick laminated chipboard. The legs are adjustable in height from 800 to 1050mm.

Ref.	Designation	Price
16690	Workbench 1400 x 700 + Central Drawer	1937.00
16691	Workbench + Central Drawer + 1 cabinet	2477.00
16692	Workbench + Central Drawer + 2 cabinets	3048.00
16693	Wooden chair Watchmaker	506.00

Conditions of sale: Net prices
242 Others

June 2023

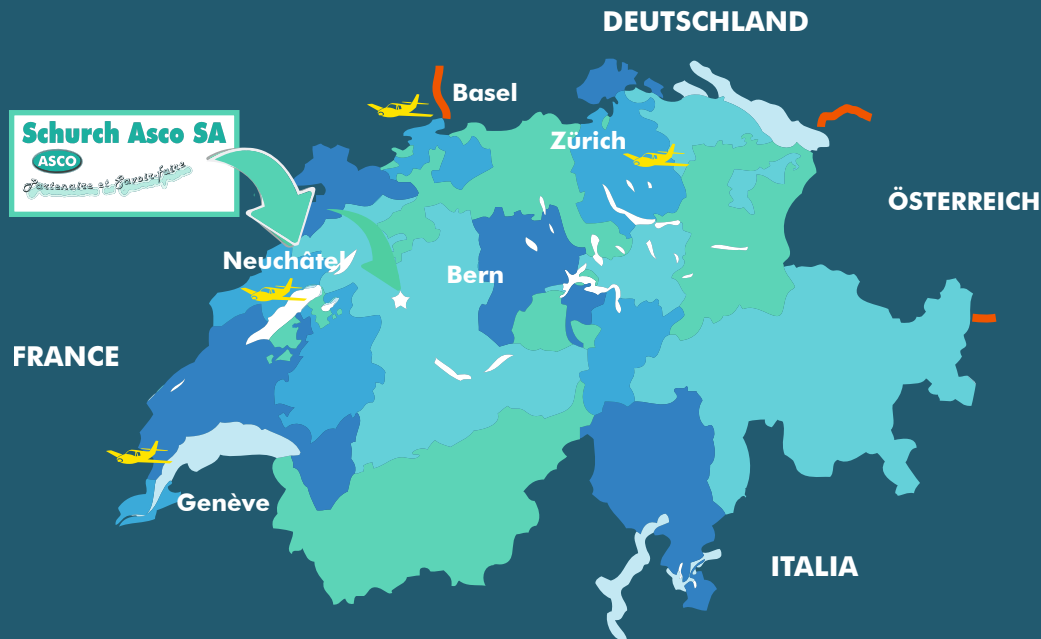
REFERENCE INDEX

00001..... 238	00069..... 32	00157..... 211	00291..... 196	00388..... 194	00477..... 208	00570..... 177	00661..... 233
00002..... 238	00070..... 33	00160..... 209	00292..... 196	00389..... 194	00478..... 208	00575..... 181	00662..... 233
00003..... 238	00071..... 33	00161..... 209	00293..... 197	00390..... 194	00479..... 208	00576..... 181	00663..... 233
00004..... 238	00072..... 33	00162..... 209	00294..... 197	00391..... 194	00480..... 208	00577..... 181	00664..... 233
00005..... 238	00073..... 33	00163..... 209	00295..... 197	00392..... 194	00481..... 208	00578..... 181	00665..... 233
00006..... 238	00074..... 33	00164..... 209	00301..... 198	00393..... 194	00482..... 208	00579..... 181	00666..... 233
00007..... 238	00075..... 33	00165..... 209	00318..... 238	00394..... 194	00483..... 208	00580..... 181	00667..... 233
00008..... 238	00076..... 33	00166..... 209	00319..... 193	00395..... 194	00484..... 208	00581..... 181	00668..... 233
00009..... 238	00077..... 33	00171..... 213	00320..... 190	00396..... 194	00485..... 208	00582..... 181	00669..... 233
00010..... 32	00078..... 33	00172..... 213	00321..... 190	00397..... 194	00488..... 196	00583..... 181	00670..... 233
00011..... 32	00079..... 33	00174..... 209	00322..... 190	00398..... 192	00491..... 199	00584..... 181	00671..... 233
00012..... 32	00080..... 33	00175..... 209	00323..... 190	00399..... 190	00492..... 199	00585..... 181	00672..... 233
00013..... 32	00081..... 33	00177..... 209	00324..... 190	00400..... 194	00493..... 199	00586..... 181	00673..... 233
00014..... 32	00082..... 33	00178..... 209	00325..... 190	00401..... 190	00494..... 199	00587..... 181	00674..... 233
00015..... 32	00083..... 33	00179..... 209	00326..... 191	00402..... 190	00495..... 176	00588..... 181	00675..... 233
00016..... 32	00084..... 33	00180..... 209	00327..... 191	00403..... 190	00496..... 176	00589..... 181	00676..... 233
00017..... 32	00085..... 33	00181..... 209	00328..... 191	00404..... 190	00499..... 176	00590..... 181	00677..... 233
00018..... 32	00086..... 33	00182..... 209	00329..... 191	00405..... 191	00507..... 198	00591..... 181	00678..... 233
00019..... 32	00087..... 33	00183..... 209	00330..... 191	00406..... 191	00508..... 198	00592..... 181	00679..... 233
00020..... 32	00088..... 33	00184..... 209	00331..... 191	00407..... 191	00509..... 198	00593..... 181	00680..... 233
00021..... 32	00089..... 33	00185..... 209	00332..... 191	00408..... 191	00510..... 198	00594..... 181	00681..... 233
00022..... 32	00090..... 33	00190..... 212	00333..... 191	00409..... 191	00511..... 182	00595..... 181	00682..... 233
00023..... 32	00091..... 33	00191..... 212	00334..... 193	00410..... 191	00513..... 182	00596..... 181	00683..... 227
00024..... 32	00092..... 33	00192..... 212	00335..... 192	00411..... 194	00514..... 182	00597..... 181	00684..... 229
00025..... 32	00093..... 33	00193..... 212	00336..... 192	00412..... 192	00515..... 181	00598..... 181	00687..... 235
00026..... 32	00094..... 33	00198..... 215	00337..... 192	00413..... 192	00516..... 181	00599..... 181	00688..... 235
00027..... 32	00095..... 33	00200..... 215	00338..... 192	00415..... 192	00517..... 181	00616..... 202	00690..... 176
00028..... 32	00096..... 33	00201..... 215	00339..... 192	00416..... 192	00518..... 181	00617..... 202	00696..... 172
00029..... 32	00097..... 33	00202..... 215	00340..... 192	00417..... 193	00519..... 181	00619..... 202	00700..... 172
00030..... 32	00098..... 33	00203..... 215	00341..... 192	00418..... 193	00520..... 213	00620..... 240	00703..... 172
00031..... 32	00099..... 33	00204..... 215	00342..... 193	00419..... 193	00521..... 213	00621..... 240	00705..... 172
00032..... 32	00100..... 33	00205..... 215	00343..... 193	00421..... 200	00522..... 213	00622..... 240	00707..... 172
00033..... 32	00101..... 33	00206..... 215	00344..... 193	00422..... 200	00525..... 213	00623..... 240	00708..... 172
00034..... 32	00102..... 33	00207..... 215	00348..... 190	00423..... 200	00526..... 213	00624..... 240	00710..... 172
00035..... 32	00103..... 33	00208..... 215	00349..... 190	00424..... 200	00528..... 213	00625..... 240	00712..... 172
00036..... 32	00104..... 33	00209..... 215	00350..... 190	00430..... 189	00529..... 213	00626..... 240	00713..... 172
00037..... 32	00105..... 33	00210..... 215	00351..... 190	00431..... 189	00530..... 185	00627..... 240	00714..... 172
00038..... 32	00106..... 33	00211..... 215	00352..... 190	00432..... 189	00531..... 213	00628..... 240	00715..... 172
00039..... 32	00107..... 33	00212..... 215	00353..... 190	00433..... 189	00532..... 213	00629..... 240	00716..... 172
00040..... 32	00108..... 33	00213..... 215	00354..... 191	00434..... 189	00533..... 202	00630..... 240	00717..... 172
00041..... 32	00109..... 33	00214..... 215	00355..... 191	00435..... 189	00535..... 213	00631..... 182	00718..... 172
00042..... 32	00110..... 33	00215..... 215	00356..... 191	00436..... 189	00536..... 213	00632..... 182	00719..... 172
00043..... 32	00111..... 33	00216..... 215	00357..... 191	00437..... 189	00537..... 186	00633..... 240	00720..... 172
00044..... 32	00112..... 33	00217..... 215	00358..... 191	00438..... 189	00538..... 213	00634..... 240	00721..... 172
00045..... 32	00113..... 33	00218..... 215	00359..... 191	00439..... 189	00539..... 213	00635..... 240	00722..... 172
00046..... 32	00114..... 33	00219..... 215	00360..... 191	00440..... 189	00540..... 213	00636..... 240	00723..... 172
00047..... 32	00115..... 33	00220..... 215	00361..... 191	00441..... 189	00541..... 177	00637..... 240	00724..... 172
00048..... 32	00116..... 33	00221..... 215	00362..... 191	00442..... 189	00542..... 235	00638..... 240	00725..... 172
00049..... 32	00117..... 33	00222..... 215	00363..... 192	00443..... 189	00544..... 182	00639..... 182	00726..... 172
00050..... 32	00118..... 33	00223..... 215	00364..... 192	00445..... 190	00545..... 213	00640..... 230	00727..... 172
00051..... 32	00119..... 33	00224..... 215	00365..... 192	00446..... 190	00546..... 186	00641..... 230	00733..... 173
00052..... 32	00120..... 33	00225..... 215	00366..... 192	00452..... 189	00547..... 213	00642..... 230	00734..... 173
00053..... 32	00121..... 33	00226..... 215	00367..... 192	00460..... 199	00548..... 213	00643..... 230	00737..... 173
00054..... 32	00122..... 33	00227..... 215	00368..... 192	00461..... 199	00549..... 213	00644..... 230	00739..... 173
00055..... 32	00123..... 33	00240..... 214	00369..... 192	00462..... 199	00550..... 213	00645..... 230	00740..... 173
00056..... 32	00124..... 33	00241..... 212	00370..... 192	00463..... 199	00551..... 185	00646..... 230	00741..... 173
00057..... 32	00125..... 33	00246..... 216	00371..... 193	00464..... 203	00552..... 213	00649..... 173	00742..... 173
00058..... 32	00130..... 33	00247..... 212	00372..... 193	00465..... 203	00553..... 213	00650..... 227	00747..... 173
00059..... 32	00135..... 33	00248..... 212	00373..... 193	00467..... 203	00555..... 177	00651..... 227	00749..... 173
00060..... 32	00140..... 33	00249..... 216	00379..... 193	00468..... 210	00556..... 177	00652..... 227	00750..... 173
00061..... 32	00145..... 33	00277..... 198	00380..... 193	00469..... 210	00557..... 177	00653..... 227	00751..... 173
00062..... 32	00150..... 33	00284..... 196	00381..... 193	00470..... 210	00558..... 177	00654..... 227	00752..... 173
00063..... 32	00151..... 211	00285..... 196	00382..... 193	00471..... 210	00559..... 177	00655..... 232	00757..... 173
00064..... 32	00152..... 211	00286..... 196	00383..... 193	00472..... 210	00561..... 177	00656..... 232	00760..... 174
00065..... 32	00153..... 211	00287..... 196	00384..... 193	00473..... 210	00562..... 31	00657..... 232	00761..... 174
00066..... 32	00154..... 211	00288..... 197	00385..... 193	00474..... 210	00564..... 177	00658..... 232	00762..... 174
00067..... 32	00155..... 211	00289..... 196	00386..... 193	00475..... 208	00566..... 178	00659..... 232	00763..... 174
00068..... 32	00156..... 211	00290..... 197	00386..... 193	00476..... 208	00568..... 176	00660..... 232	00764..... 174

15210..... 175	16073..... 158	16200..... 134	16321..... 230	16458..... 236	16571..... 242	16667..... 29	16787..... 136
15211..... 238	16074..... 158	16204..... 135	16322..... 230	16459..... 236	16572..... 241	16668..... 29	16788..... 136
15212..... 238	16075..... 158	16205..... 135	16323..... 230	16460..... 236	16573..... 242	16669..... 29	16789..... 136
15213..... 239	16076..... 158	16206..... 135	16324..... 230	16461..... 236	16579..... 242	16670..... 29	16790..... 136
15214..... 239	16077..... 158	16207..... 135	16325..... 230	16462..... 236	16580..... 231	16671..... 29	16791..... 136
15220..... 178	16078..... 158	16208..... 135	16330..... 176	16463..... 236	16582..... 231	16672..... 29	16792..... 136
15221..... 178	16079..... 158	16209..... 135	16334..... 176	16464..... 236	16584..... 231	16673..... 29	16810..... 12
15222..... 178	16080..... 158	16210..... 206	16340..... 188	16465..... 157	16586..... 231	16674..... 29	16811..... 12
15223..... 179	16081..... 158	16211..... 206	16341..... 188	16466..... 157	16588..... 231	16675..... 29	16812..... 12
15224..... 179	16082..... 158	16212..... 206	16342..... 188	16467..... 157	16600..... 28	16676..... 29	16813..... 12
15225..... 179	16083..... 158	16213..... 206	16350..... 185	16468..... 157	16601..... 28	16677..... 29	16814..... 12
15226..... 179	16084..... 158	16214..... 206	16361..... 186	16469..... 157	16602..... 28	16678..... 29	16815..... 12
15227..... 179	16091..... 157	16215..... 206	16366..... 186	16470..... 157	16603..... 28	16679..... 29	16816..... 12
15228..... 179	16092..... 157	16216..... 206	16371..... 186	16471..... 236	16604..... 28	16680..... 29	16817..... 12
15230..... 195	16093..... 157	16217..... 206	16380..... 205	16472..... 236	16605..... 28	16681..... 29	16818..... 12
15231..... 195	16094..... 157	16218..... 206	16381..... 205	16480..... 207	16606..... 28	16682..... 29	16819..... 12
15232..... 195	16100..... 157	16219..... 206	16382..... 205	16481..... 207	16607..... 28	16683..... 29	16820..... 12
15233..... 195	16101..... 157	16220..... 206	16400..... 26	16482..... 207	16608..... 28	16684..... 29	16821..... 12
15234..... 195	16102..... 157	16221..... 206	16401..... 26	16483..... 207	16609..... 28	16685..... 29	16822..... 12
15237..... 195	16120..... 215	16222..... 206	16402..... 26	16484..... 207	16610..... 28	16686..... 29	16823..... 12
15238..... 195	16121..... 215	16227..... 135	16403..... 26	16485..... 207	16611..... 28	16690..... 242	16824..... 12
15239..... 195	16122..... 215	16228..... 135	16404..... 26	16486..... 207	16612..... 28	16691..... 242	16825..... 12
15240..... 195	16123..... 215	16229..... 135	16405..... 26	16487..... 207	16613..... 28	16692..... 242	16826..... 12
15241..... 195	16124..... 215	16230..... 235	16406..... 26	16488..... 207	16614..... 28	16693..... 242	16827..... 12
15244..... 195	16125..... 215	16231..... 135	16407..... 26	16489..... 207	16615..... 28	16700..... 26	16828..... 12
15246..... 190	16126..... 215	16236..... 133	16408..... 26	16490..... 207	16616..... 28	16701..... 26	16829..... 12
15247..... 190	16127..... 215	16237..... 134	16409..... 26	16491..... 207	16617..... 28	16702..... 26	16830..... 12
15250..... 175	16128..... 215	16239..... 135	16410..... 26	16492..... 207	16618..... 28	16703..... 26	16831..... 12
15251..... 175	16129..... 215	16240..... 135	16411..... 26	16500..... 239	16619..... 28	16704..... 26	16832..... 12
15252..... 175	16130..... 215	16241..... 135	16412..... 26	16501..... 239	16620..... 28	16705..... 26	16833..... 12
15253..... 175	16131..... 215	16242..... 135	16413..... 26	16502..... 239	16621..... 28	16706..... 26	16834..... 12
15255..... 175	16132..... 215	16243..... 135	16414..... 26	16503..... 239	16622..... 28	16707..... 26	16835..... 12
15256..... 175	16133..... 215	16244..... 135	16415..... 26	16504..... 239	16623..... 28	16708..... 26	16836..... 12
15257..... 175	16134..... 215	16245..... 135	16416..... 26	16505..... 239	16624..... 28	16720..... 26	16837..... 12
15426..... 236	16135..... 213	16246..... 135	16417..... 26	16506..... 239	16625..... 28	16721..... 26	16838..... 18
15427..... 236	16140..... 24	16247..... 135	16418..... 26	16507..... 239	16626..... 28	16722..... 26	16839..... 18
15428..... 236	16141..... 24	16260..... 159	16419..... 26	16508..... 239	16627..... 28	16723..... 26	16840..... 18
15429..... 236	16142..... 24	16261..... 159	16420..... 26	16509..... 239	16628..... 28	16724..... 26	16841..... 18
15430..... 236	16143..... 24	16262..... 159	16421..... 26	16510..... 239	16629..... 28	16725..... 26	16842..... 18
15431..... 236	16144..... 24	16263..... 159	16422..... 26	16511..... 239	16630..... 28	16726..... 26	16843..... 18
15432..... 236	16145..... 24	16264..... 159	16423..... 26	16512..... 239	16631..... 28	16727..... 26	16844..... 18
16003..... 30	16146..... 24	16265..... 159	16424..... 26	16513..... 239	16632..... 28	16728..... 26	16845..... 18
16005..... 30	16147..... 24	16266..... 159	16425..... 26	16514..... 239	16633..... 28	16729..... 26	16846..... 18
16019..... 30	16148..... 24	16267..... 159	16426..... 26	16515..... 187	16634..... 28	16740..... 156	16847..... 18
16021..... 30	16149..... 24	16268..... 159	16427..... 26	16516..... 187	16641..... 27	16741..... 156	16848..... 18
16022..... 30	16150..... 24	16269..... 159	16428..... 236	16517..... 187	16642..... 27	16742..... 156	16849..... 18
16023..... 30	16151..... 24	16270..... 159	16430..... 157	16520..... 187	16643..... 27	16743..... 156	16901..... 181
16024..... 30	16152..... 24	16271..... 159	16431..... 157	16521..... 187	16644..... 27	16744..... 156	16902..... 181
16025..... 30	16153..... 24	16272..... 159	16435..... 237	16522..... 187	16645..... 27	16745..... 156	16903..... 181
16030..... 216	16154..... 24	16273..... 159	16436..... 237	16523..... 236	16646..... 27	16746..... 156	16904..... 181
16031..... 216	16155..... 24	16274..... 159	16437..... 237	16530..... 188	16647..... 27	16747..... 156	16905..... 181
16032..... 216	16156..... 24	16275..... 159	16438..... 237	16531..... 188	16648..... 27	16748..... 156	16920..... 50
16033..... 216	16157..... 24	16276..... 159	16439..... 221	16535..... 188	16649..... 27	16749..... 156	16921..... 50
16034..... 216	16158..... 24	16277..... 159	16440..... 219	16536..... 188	16650..... 27	16770..... 156	16922..... 50
16035..... 216	16159..... 24	16278..... 159	16441..... 219	16537..... 241	16651..... 27	16771..... 136	16923..... 50
16036..... 216	16160..... 24	16279..... 159	16442..... 219	16538..... 241	16652..... 27	16772..... 136	16924..... 50
16037..... 216	16161..... 24	16280..... 159	16443..... 219	16539..... 241	16653..... 27	16773..... 136	16930..... 50
16060..... 158	16162..... 24	16281..... 159	16444..... 219	16540..... 241	16654..... 27	16774..... 136	16931..... 50
16061..... 158	16163..... 50	16282..... 159	16445..... 221	16542..... 236	16655..... 27	16775..... 136	17000..... 146
16062..... 158	16164..... 50	16283..... 159	16446..... 221	16543..... 236	16656..... 27	16776..... 136	17000..... 146
16063..... 158	16165..... 50	16284..... 159	16447..... 221	16544..... 236	16657..... 27	16777..... 136	17001..... 146
16064..... 158	16166..... 50	16301..... 228	16448..... 221	16545..... 236	16658..... 27	16778..... 136	17001..... 146
16065..... 158	16170..... 41	16302..... 228	16449..... 221	16546..... 236	16659..... 27	16779..... 136	17002..... 146
16066..... 158	16175..... 41	16303..... 229	16450..... 221	16547..... 236	16660..... 27	16780..... 136	17002..... 146
16067..... 158	16180..... 41	16304..... 229	16451..... 236	16559..... 242	16661..... 27	16781..... 136	17003..... 146
16068..... 158	16195..... 134	16305..... 228	16452..... 236	16560..... 242	16662..... 27	16782..... 136	17003..... 146
16069..... 158	16196..... 134	16305..... 228	16453..... 236	16561..... 242	16663..... 27	16783..... 136	17004..... 146
16070..... 158	16197..... 134	16307..... 229	16454..... 236	16568..... 241	16664..... 27	16784..... 136	17004..... 147
16071..... 158	16198..... 134	16308..... 229	16455..... 236	16569..... 241	16665..... 27	16785..... 136	17005..... 146
16072..... 158	16199..... 134	16320..... 230	16457..... 236	16570..... 241	16666..... 27	16786..... 136	17005..... 147

17006..... 146	17428..... 45	17524..... 222	17752..... 51	17849..... 52
17006..... 147	17429..... 45	17525..... 222	17753..... 51	17850..... 52
17007..... 146	17430..... 45	17526..... 222	17754..... 51	17851..... 52
17007..... 147	17431..... 45	17530..... 224	17755..... 51	17852..... 52
17008..... 146	17432..... 45	17531..... 217	17756..... 51	17853..... 52
17008..... 147	17433..... 45	17535..... 30	17760..... 51	17854..... 52
17009..... 146	17434..... 45	17536..... 30	17761..... 51	17855..... 52
17009..... 147	17435..... 45	17537..... 30	17762..... 51	17856..... 52
17010..... 146	17436..... 45	17538..... 30	17763..... 51	17857..... 52
17010..... 147	17437..... 45	17539..... 30	17764..... 51	17858..... 52
17011..... 146	17438..... 45	17540..... 30	17765..... 51	
17011..... 147	17439..... 45	17541..... 30	17766..... 51	
17228..... 208	17440..... 45	17542..... 30	17770..... 52	
17229..... 208	17441..... 45	17543..... 30	17771..... 52	
17230..... 208	17442..... 45	17544..... 30	17772..... 52	
17231..... 208	17443..... 45	17545..... 30	17773..... 52	
17232..... 208	17444..... 45	17546..... 30	17774..... 52	
17233..... 208	17445..... 45	17547..... 30	17775..... 52	
17234..... 208	17446..... 45	17548..... 30	17776..... 52	
17235..... 208	17447..... 45	17549..... 30	17777..... 52	
17236..... 208	17448..... 45	17550..... 30	17778..... 52	
17237..... 208	17449..... 45	17551..... 30	17779..... 52	
17238..... 208	17450..... 45	17600..... 25	17785..... 52	
17239..... 208	17451..... 45	17601..... 25	17786..... 52	
17240..... 208	17452..... 45	17602..... 25	17787..... 52	
17241..... 208	17453..... 45	17603..... 25	17788..... 52	
17242..... 208	17454..... 45	17604..... 25	17789..... 52	
17243..... 208	17455..... 45	17605..... 25	17790..... 52	
17350..... 231	17456..... 45	17606..... 25	17791..... 52	
17351..... 231	17457..... 45	17607..... 25	17792..... 52	
17352..... 231	17458..... 45	17608..... 25	17793..... 52	
17354..... 231	17459..... 45	17609..... 25	17794..... 52	
17356..... 231	17460..... 45	17610..... 25	17800..... 51	
17358..... 231	17461..... 45	17611..... 25	17801..... 51	
17360..... 231	17462..... 45	17612..... 25	17802..... 51	
17361..... 231	17463..... 45	17620..... 25	17803..... 51	
17374..... 214	17464..... 45	17621..... 25	17804..... 51	
17377..... 214	17465..... 45	17622..... 25	17805..... 51	
17378..... 214	17466..... 45	17623..... 25	17806..... 51	
17379..... 214	17467..... 45	17624..... 25	17807..... 51	
17380..... 217	17468..... 45	17625..... 25	17808..... 51	
17381..... 217	17470..... 45	17626..... 25	17809..... 51	
17382..... 217	17471..... 45	17627..... 25	17815..... 51	
17383..... 217	17472..... 45	17628..... 25	17816..... 51	
17384..... 214	17492..... 223	17629..... 25	17817..... 51	
17385..... 214	17493..... 222	17630..... 25	17818..... 51	
17386..... 214	17494..... 222	17631..... 25	17819..... 51	
17387..... 214	17495..... 222	17632..... 25	17820..... 51	
17401..... 45	17496..... 222	17709..... 220	17821..... 51	
17407..... 45	17497..... 226	17710..... 218	17822..... 51	
17408..... 45	17499..... 223	17711..... 218	17823..... 51	
17409..... 45	17501..... 223	17712..... 218	17824..... 51	
17410..... 45	17502..... 222	17713..... 218	17830..... 52	
17411..... 45	17503..... 222	17714..... 220	17831..... 52	
17412..... 45	17504..... 224	17715..... 220	17832..... 52	
17413..... 45	17505..... 223	17716..... 220	17833..... 52	
17414..... 45	17507..... 225	17717..... 220	17834..... 52	
17415..... 45	17508..... 225	17718..... 220	17835..... 52	
17416..... 45	17509..... 226	17720..... 171	17836..... 52	
17417..... 45	17510..... 226	17721..... 171	17837..... 52	
17418..... 45	17511..... 224	17722..... 171	17838..... 52	
17419..... 45	17512..... 224	17723..... 171	17839..... 52	
17420..... 45	17513..... 224	17724..... 171	17840..... 52	
17421..... 45	17514..... 224	17730..... 171	17841..... 52	
17422..... 45	17515..... 226	17731..... 171	17842..... 52	
17423..... 45	17516..... 226	17732..... 171	17843..... 52	
17424..... 45	17518..... 225	17733..... 171	17845..... 52	
17425..... 45	17519..... 226	17734..... 171	17846..... 52	
17426..... 45	17520..... 224	17750..... 51	17847..... 52	
17427..... 45	17522..... 225	17751..... 51	17848..... 52	

SITUATION



ACCES



HOURS

OPENING HOURS :

Monday - Thursday : 7H45 - 11H45 & 13H30 - 17H30

Friday : 7H45 - 11H45 & 13H30 - 17H00



Industrial supplies for the watchmaker

Schurch Asco SA


ASCO

Partenaire et Savoir-faire


1



2



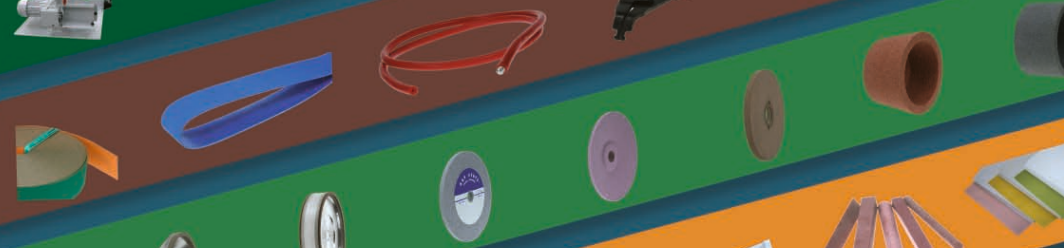
3



4



5



6



7



8



9



10



Schurch Asco SA

Av. du 1er Mars 33, CP 3052
CH-2001 Neuchâtel

SUISSE

Tél : +41 32 724 34 34

Fax : +41 32 724 34 36

Email : info@schurch-asco.com

Web : www.schurch-asco.com